




Annex C. Photographs

C.1 Test Setup

Radiated Test Setup

30MHz-1GHz	1GHz-11GHz
	
11GHz-40GHz	
	

Conducted Test Setup





C.2 Test Sample

Sample #01	
<p>Module Front</p> 	<p>Module Back</p> 
<p>Module Front</p> 	<p>Module Back</p> 
<p>Extender board</p> 	<p>Laptop</p> 

Sample #02

Module Front	Module Back
---------------------	--------------------





Extender board

Laptop




Main antenna

Aux antenna



Sample #03


Module Front



Module Back




Extender board




Laptop



Main antenna




Aux antenna




Sample #04


Module Front



Module Back




Extender board




Laptop



Main antenna



Aux antenna



Module Front



Module Back



End of the report

This page is left intentionally blank and marks the last page of the test report.