





Annex C. Photographs

C.1 Test Setup

Radiated Test Setup

30 MHz – 1 GHz	1GHz – 6.4GHz
	
6.4 GHz – 18 GHz	18 GHz – 40 GHz
	





Conducted Test Setup

RF conducted setup



C.2 Test Sample

Sample #01

Module Front	Module Back
	
Extender board	Laptop
	

Sample #02

<p>Module Front</p>	<p>Module Back</p>
<p>Adaptor front (with absorber)</p>	<p>Adaptor back</p>
<p>Extender board</p>	<p>Laptop</p>
<p>Antenna 1</p>	<p>Antenna 2</p>

Sample #03

<p>Module Front</p>	<p>Module Back</p>
<p>Adaptor front (with absorber)</p>	<p>Adaptor back</p>
<p>Extender board</p>	<p>Laptop</p>
<p>Antenna 1</p>	<p>Antenna 2</p>

End of the report

This page is left intentionally blank and marks the last page of the test report.