

TEST REPORT

EUT Description	WLAN and BT, 2x2 PCIe M.2 2230 SD adapter card
Brand Name	Intel® Wi-Fi 6E AX411
Model Name	AX411NGW
FCC ID	FCC ID: PD9AX411NG
Date of Test Start/End	2021-07-08 /2021-07-29
Features	802.11ax, Tri Band, 2x2 Wi-Fi 6E + Bluetooth® 5.2 + CDB (Concurrent Dual Band simultaneous wi-fi connection) (see section 5)

Applicant	Intel Mobile Communications
Address	100 Center Point Circle, Suite 200 Columbia, South Carolina 29210 USA
Contact Person	Steven Hackett
Telephone/Fax/ Email	steven.c.hackett@intel.com

Reference Standards	FCC CFR Title 47 Part 15 E (see section 1)
---------------------	---

Test Report identification	210611-02.TR39
Revision Control	Rev 00 This test report revision replaces any previous test report revision (see section 8)

The test results relate only to the samples tested.
Reference to accreditation shall be used only by full reproduction of test report.

Issued by _____ Reviewed by _____

Khodor, RIDA
(Test Engineer Lead)

Ines KHARRAT
(Technical Manager)

Intel Corporation S.A.S – WRF Lab
425 rue de Goa – Le Cargo B6 - 06600, Antibes, France
Tel. +33493001400 / Fax +33493001401

Table of Contents

1. Standards, reference documents and applicable test methods	3
2. General conditions, competences and guarantees	3
3. Environmental Conditions	3
4. Test samples	4
5. EUT Features	5
6. Remarks and comments	5
7. Test Verdicts summary	5
7.1. 802.11 AX – U-NII- 5 TO U-NII-8.....	5
8. Document Revision History	5
Annex A. Test & System Description	6
A.1 MEASUREMENT SYSTEM.....	6
A.2 TEST EQUIPMENT LIST	8
A.3 MEASUREMENT UNCERTAINTY EVALUATION	9
Annex B. Test Results UNII-5 to UNII-8.....	10
B.1 TEST CONDITIONS.....	10
B.2 RADIATED SPURIOUS EMISSION	12
Annex C. Photographs	60
C.1 TEST SETUP	60
C.2 TEST SAMPLE	61

1. Standards, reference documents and applicable test methods

FCC	1. FCC Title 47 eCFR part 15 – Subpart E - Unlicensed National Information Infrastructure Devices. 2021-02-08 Online edition
	2. FCC Title 47 eCFR part 15 – Subpart C – §15.209 Radiated emission limits; general requirements. 2019-10-01 Edition
	3. FCC OET KDB 987594 D01 U-NII 6GHz General Requirements v01r02
	4. FCC OET KDB 987594 D02 U-NII 6 GHz EMC Measurement v01r01
	5. FCC OET KDB 987594 D03 U-NII 6 GHz QA v01
	6. FCC OET KDB 789033 D02 v02r01 General U-NII Test Procedures New Rules – Guidelines for compliance testing of Unlicensed National Information Infrastructure (U-NII) Devices.
	7. ANSI C63.10-2013 American National Standard of Procedures for Compliance Testing of Unlicensed Wireless Devices.

2. General conditions, competences and guarantees

- ✓ Intel Corporation SAS Wireless RF Lab (Intel WRF Lab) is an Accredited Test Firm recognized by the FCC, with Designation Number FR0011.
- ✓ Intel WRF Lab declines any responsibility with respect to the identified information provided by the customer and that may affect the validity of results.
- ✓ Intel WRF Lab only provides testing services and is committed to providing reliable, unbiased test results and interpretations.
- ✓ Intel WRF Lab is liable to the client for the maintenance of the confidentiality of all information related to the item under test and the results of the test.
- ✓ Intel WRF Lab has developed calibration and proficiency programs for its measurement equipment to ensure correlated and reliable results to its customers.
- ✓ This report is only referred to the item that has undergone the test.
- ✓ This report does not imply an approval of the product by the Certification Bodies or competent Authorities.

3. Environmental Conditions

- ✓ At the site where the measurements were performed the following limits were not exceeded during the tests:

Temperature	25.3°C ± 2.5°C
Humidity	49.6% ± 4.5%

4. Test samples

Sample	Control #	Description	Model	Serial #	Date of receipt	Note
#01	210611-02.S19	WiFi 6E Module	AX411NGW	WFM:3413E8F0749A	2021-07-05	Used for 30MHz-1GHz Radiated Spurious Emissions tests
	200102-01.S03	Extender	ADEXELEC	-	2020-01-02	
	210611-02.S15	Adaptor	PowerBy SNJ A4	-	2021-07-02	
	200602-03.S06	Absorber	MCS0	-	2020-07-03	
	170801-01.S10	Laptop	Latitude E7470	7KNOXF2	2017-09-08	
	200611-03.S24	Antenna 6-7 GHz	WRF-BR-PIFA-V3.2	-	2020-07-20	
	200611-03.S25	Antenna 6-7 GHz	WRF-BR-PIFA-V3.2	-	2020-07-20	
#02	210611-02.S18	WiFi 6E Module	AX411NGW	WFM:3413E8F07288	2021-07-05	Used for 1GHz-40GHz Radiated Spurious Emissions tests
	200611-03.S26	Extender	ADEXELEC	-	2020-07-01	
	210611-02.S16	Adaptor	PowerBy SNJ A4	-	2021-07-02	
	200602-03.S06	Absorber	MCS0	-	2020-07-03	
	170000-01.S01	Laptop	Latitude E5470	DBPLMC2	2017-03-28	
	200611-03.S22	Antenna 6-7 GHz	WRF-BR-PIFA-V3.2	-	2020-07-20	
	200611-03.S23	Antenna 6-7 GHz	WRF-BR-PIFA-V3.2	-	2020-07-20	
#03	210611-02.S19	WiFi 6E Module	AX411NGW	WFM:3413E8F0749A	2021-07-05	Used for 30MHz-1GHz CDB Radiated Spurious Emissions tests
	200102-01.S03	Extender	ADEXELEC	-	2020-01-02	
	210611-02.S15	Adaptor	PowerBy SNJ A4	-	2021-07-02	
	200602-03.S06	Absorber	MCS0	-	2020-07-03	
	170801-01.S10	Laptop	Latitude E7470	7KNOXF2	2017-09-08	
	210611-02.S13	Main Antenna	SkyCross	-	2021-07-02	
	210611-02.S14	Aux Antenna	SkyCross	-	2021-07-02	
#04	210611-02.S18	WiFi 6E Module	AX411NGW	WFM:3413E8F07288	2021-07-05	Used for 1GHz-40GHz CDB Radiated Spurious Emissions tests
	200611-03.S26	Extender	ADEXELEC	-	2020-07-01	
	210611-02.S16	Adaptor	PowerBy SNJ A4	-	2021-07-02	
	200602-03.S06	Absorber	MCS0	-	2020-07-03	
	170000-01.S01	Laptop	Latitude E5470	DBPLMC2	2017-03-28	
	210611-02.S11	Main Antenna	SkyCross	-	2021-07-02	
	210611-02.S12	Aux Antenna	SkyCross	-	2021-07-02	

5. EUT Features

The herein information is provided by the customer

Brand Name	Intel® Wi-Fi 6E AX411				
Model Name	AX411NGW				
Software Version	DRTU Version: 99.2100.64.0-OEM.DRTU.12485				
Driver Version	99.0.63.5				
Prototype / Production	Production				
Supported Radios	802.11b/g/n/ax		2.4GHz (2400.0 – 2483.5 MHz)		
	802.11a/n/ac/ax		5.2GHz (5150.0 – 5350.0 MHz)		
			5.6GHz (5470.0 – 5725.0 MHz)		
			5.8GHz (5725.0 – 5895.0 MHz)		
	802.11ax		6.0GHz (5925.0 - 7125.0MHz)		
	Bluetooth 5.2		2.4GHz (2400.0 – 2483.5 MHz)		
Antenna Information	Transmitter	Ant A (Main) SISO Mode	Ant B(Aux) SISO Mode	Ant A (Main) MIMO Mode	Ant B (Aux) MIMO Mode
	Manufacturer	Intel	Intel	Intel	Intel
	PIFA antenna	PIFA antenna	PIFA antenna	PIFA antenna	PIFA antenna
	SN	NA	NA	NA	NA
	Declared Antenna gain (dBi)	+5.59	+5.59	+5.59 (Completely uncorrelated)	+5.59 (Completely uncorrelated)
	MIMO mode signal: Completely uncorrelated.				
Antenna Information for CDB tests	Transmitter	Main (chain A)		Aux (chain B)	
	Manufacturer	SkyCross		Skycross	
	Antenna type	PIFA antenna		PIFA antenna	
	Part number	N/A		N/A	
	Declared antenna gain (dBi)	2.4GHz: +3.2		2.4GHz: +3.2	
		6.0GHz: -3.6		6.0GHz: -3.6	
Additional information	The EUT is a WiFi mdule supporting concurrent dual band (CDB) transmission modes				
		Chain B		Chain A	
	CDB Mode				
	CDB only SISO	WLAN 2.4GHz + WLAN 6.0GHz		-	
	CDB only SISO	-		WLAN 2.4GHz + WLAN 6.0GHz	
	CDB only MIMO	WLAN 2.4GHz + WLAN 6.0GHz		WLAN 2.4GHz + WLAN 6.0GHz	
	CDB SISO + BT Co-run	WLAN 2.4GHz + WLAN 6.0GHz		BT	
	BT Co-run (CDB SISO)	WLAN 2.4GHz		WLAN 6.0GHz + BT	

6. Remarks and comments

- No deviations were made from the test methods listed in section 1 of this report

7. Test Verdicts summary

The statement of conformity to applicable standards in the table below are based on the measured values, without taking into account the measurement uncertainties.

7.1. 802.11 ax – U-NII- 5 to U-NII-8

FCC part	Test name	Verdict
15.407 15.209	Undesirable emissions limits (radiated)	PASS

8. Document Revision History

Revision #	Modified by	Revision Details
Rev. 00	N.Bui	First Issue

Annex A. Test & System Description

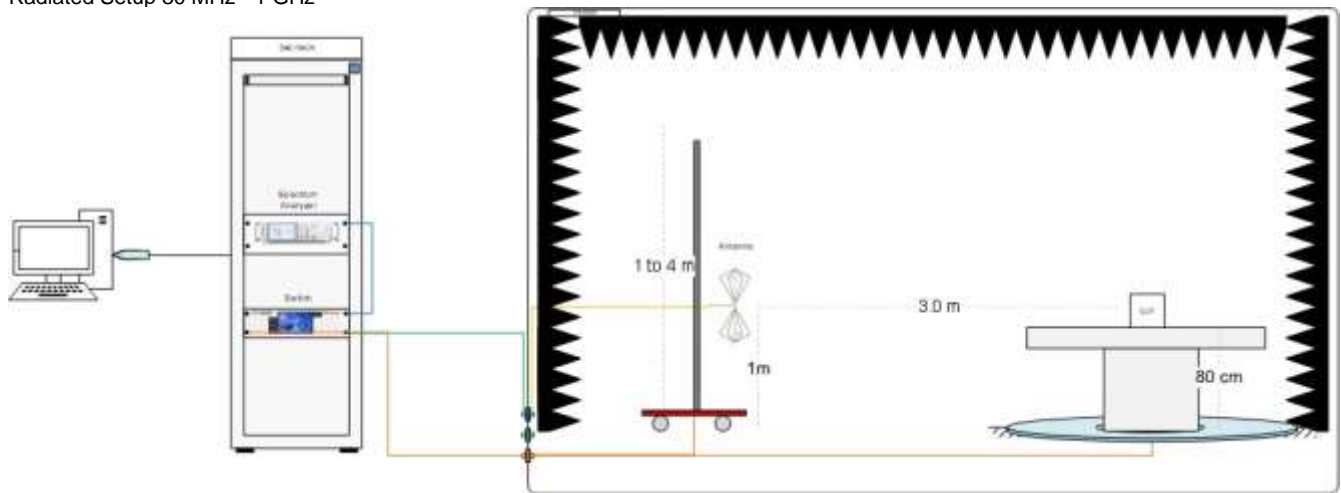
A.1 Measurement System

Measurements were performed using the following setups, made in accordance to the general provisions of ANSI 63.10-2013 Test Procedures.

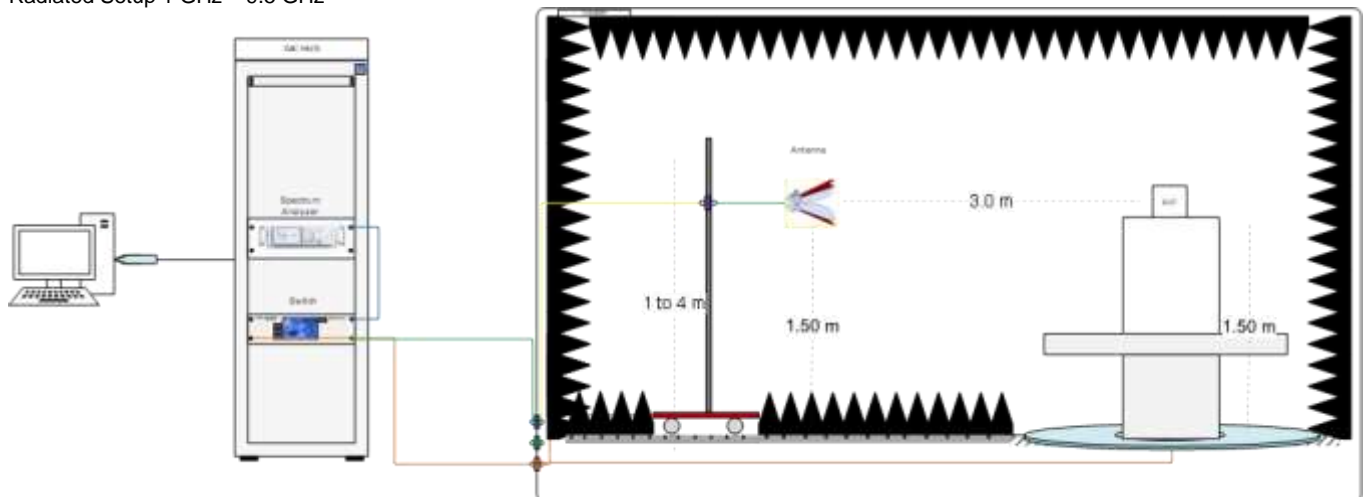
The DUT is installed in a test fixture and this test fixture is connected to a laptop computer and AC/DC power adapter. The laptop computer was used to configure the EUT to continuously transmit at a specified output power using all different modes and modulation schemes, using the Intel proprietary tool DRTU.

Radiated test setup

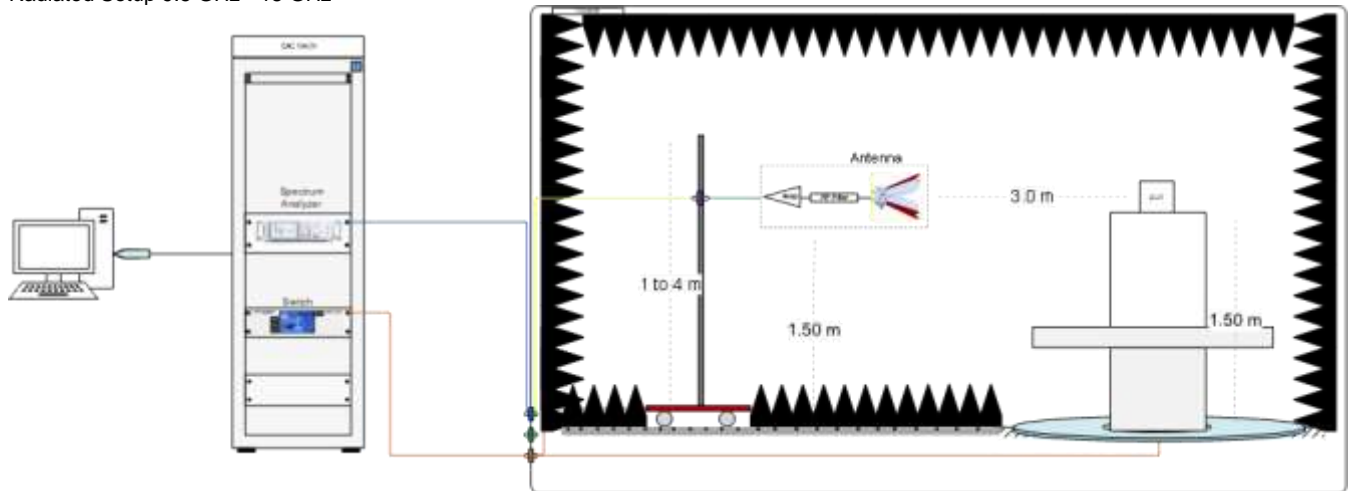
Radiated Setup 30 MHz - 1 GHz



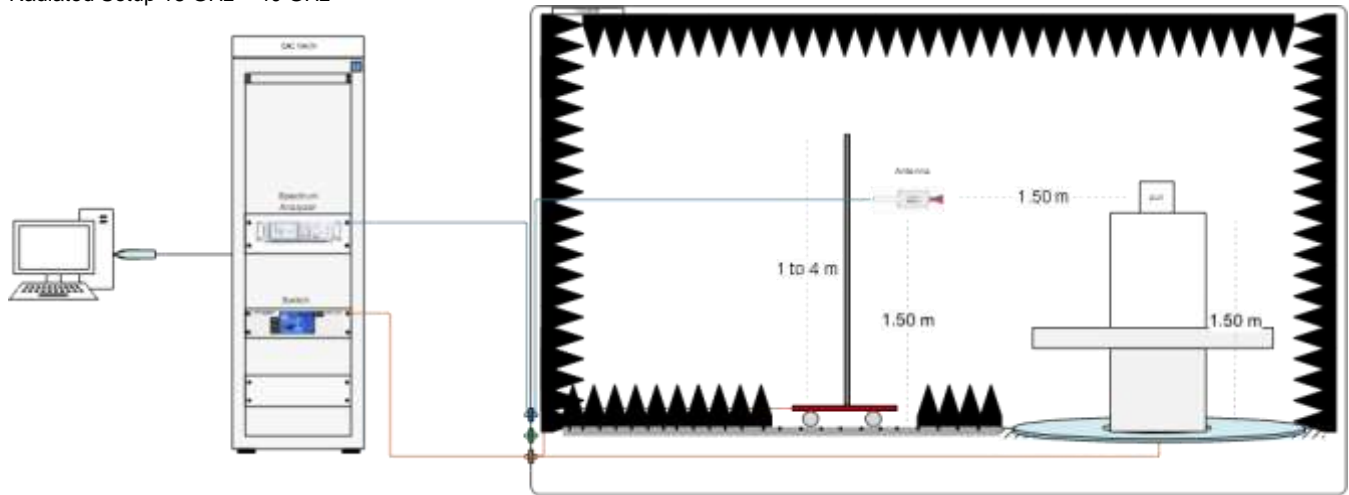
Radiated Setup 1 GHz – 9.5 GHz



Radiated Setup 9.5 GHz - 18 GHz



Radiated Setup 18 GHz – 40 GHz



Sample Calculation

The spurious received voltage $V(\text{dB}\mu\text{V})$ in the spectrum Analyzer is converted to Electric field strength using the transducer factor F corresponding to the Rx path Loss:

$$F(\text{dB/m}) = \text{Rx Antenna Factor (dB/m)} + \text{Cable losses (dB)} - \text{Amplifiers Gain (dBi)}$$

$$E(\text{dB}\mu\text{V/m}) = V(\text{dB}\mu\text{V}) + F(\text{dB/m})$$

For field strength measurements made at other than the distance at which the applicable limit is specified, the field strength of the emission at the distance specified by the limit is deduced as follows:

$$E_{\text{SpecLimit}} = E_{\text{Meas}} + 20 \cdot \log(D_{\text{Meas}}/D_{\text{SpecLimit}})$$

where

$E_{\text{SpecLimit}}$ is the field strength of the emission at the distance specified by the limit, in $\text{dB}\mu\text{V/m}$

E_{Meas} is the field strength of the emission at the measurement distance, in $\text{dB}\mu\text{V/m}$

D_{Meas} is the measurement distance, in m

$D_{\text{SpecLimit}}$ is the distance specified by the limit, in m

A.2 Test Equipment List

Radiated Setup #1

ID#	Device	Type/Model	Serial #	Manufacturer	Cal. Date	Cal. Due Date
006-000	Anechoic Chamber	FACT3	5720	ETS-Lindgren	2020-07-06	2022-01-07
006-001	Turn Table	ETS	-	ETS-Lindgren	N/A	N/A
006-002	Switch & Positioning systems	EMC Center	00159757	ETS-Lindgren	N/A	N/A
006-008	Measurement SW	EMC32, v10.40.10	100623	Rohde & Schwarz	N/A	N/A
006-011	Boresight antenna mast	BAM 4.0-P	P/278/2890.01	Maturo	N/A	N/A
006-019	Biconical antenna 30 MHz – 1 GHz	UBAA9115 + BBVU9135 + DGA9552N	0286 + CH 9044	Schwarzbeck	2019-11-22	2021-11-22
147-000	Spectrum analyzer	FSW43	101847	Rohde & Schwarz	2020-11-02	2022-11-02
006-020	Horn antenna 3117	3117	00157734	ETS-Lindgren	2019-08-12	2021-08-12
057-000	Horn Antenna 3117 + Amplifier + HPF9.5	3117	00167062+00169546	ETS-Lindgren	2020-06-15	2022-06-15
*007-008	Double Horn Ridged antenna	3116C-PA	00169308bis + 00196308	ETS-Lindgren	2019-07-24	2021-07-24
006-039	Cable 2.5m - 30MHz to 18GHz	0500990992500KE	19.23.395	Radiall	2021-02-23	2021-08-23
006-030	Cable 1.2m – 18 to 40 GHz	UFA147A-0-0480-200200	MFR 64639223720-003	Micro-coax	2021-02-14	2021-08-14
006-034	Cable 1m - 1GHz to 18GHz	UFA147A	-	Utilflex	2021-02-18	2021-08-18
006-036	Cable 1m – 30 MHz - 18GHz	UFB311A-0-0590-50U50U	MFR 64639 223230-001	Micro-coax	2021-02-23	2021-08-23
006-052	RF Cable 7.5m	0501051057000GX	19.35.850	Radiall	2021-02-23	2021-08-23
006-038	Cable 7m - 18GHz to 40GHz	R286304009	-	Radiall	2021-02-14	2021-08-14
006-051	RF Cable 1.0m	CBL-1.5M-SMSM+	202879	Mini-Circuits	2021-02-23	2021-08-23
365-000	Temperature & Humidity logger	RA12E-TH1-RAS	00-80-A3-E1-6E-55	Avtech	2021-03-08	2023-03-08

N/A: Not Applicable

*Items not used during out of calibration period

Radiated Setup #2

ID#	Device	Type/Model	Serial #	Manufacturer	Cal. Date	Cal. Due Date
007-000	Anechoic chamber	RFD-FA-100	5996	ETS Lindgren	2020-07-06	2022-07-06
007-002	Turntable	-	-	ETS Lindgren	N/A	N/A
007-003	Antenna Tower	2171B-3.0M	00150123	ETS Lindgren	N/A	N/A
007-006	Switch & Positioner	EMCenter	00151232	ETS Lindgren	N/A	N/A
007-005	Measurement SW	EMC32, V11.20.00	100401	Rohde & Schwarz	N/A	N/A
127-000	Spectrum Analyzer	FSV40	101358	Rohde & Schwarz	2021-01-15	2023-01-15
007-007	Double Ridge Horn (1- 18GHz)	3117	00152266	ETS Lindgren	2020-03-18	2022-03-18
057-000	Horn Antenna 3117 + Amplifier + HPF9.5	3117	00167062+00169546	ETS-Lindgren	2020-06-15	2022-06-15
*007-008	Double Horn Ridged antenna	3116C-PA	00169308bis 00196308	ETS-Lindgren	2019-07-24	2021-07-24
007-022	RF Cable 1-18GHz, 1.5m	0501050991200GX	19.23.493	Radiall	2021-02-14	2021-08-14
007-020	RF Cable 1-18GHz, 1.2 m	2301761761200PJ	12.22.1104	Radiall	2021-02-14	2021-08-14
007-011	RF Cable 1-18GHz - 6.5m	140-8500-11-51	001	Spectrum	2021-02-14	2021-08-14
007-015	RF Cable 1GHz-18GHz 1.5m	-	-	Spirent	2021-02-15	2021-08-15
007-014	RF Cable 18-40 GHz 6m	R286304009	1747364	Radiall	2021-02-14	2021-08-14
007-023	RF Cable 1m DC-40GHz	PE360-100CM	-	Pasternack	2021-02-16	2021-08-16
007-018	RF Cable 1-9.5GHz 1.2m	0500990991200KE	-	Radiall	2021-02-15	2021-08-15
145-000	Temp & Humidity Logger	RA12E-TH1-RAS	RA12-B89BE3	Avtech	2020-01-22	2022-01-22

N/A: Not Applicable

*Items not used during out of calibration period

Shared Radiated Equipment

ID#	Device	Type/Model	Serial #	Manufacturer	Cal. Date	Cal. Due Date
022-000	Power Sensor	NRP-Z81	104385	Rohde & Schwarz	2020-04-08	2022-04-08
061-000	Power Sensor	NRP-Z81	104386	Rohde & Schwarz	2020-04-08	2022-04-08
140-000	Power Sensor	NRP-Z81	104382	Rohde & Schwarz	2020-04-08	2022-04-08

A.3 Measurement Uncertainty Evaluation

The system uncertainty evaluation is shown in the below table with a coverage factor of $k = 2$ to indicate a 95% level of confidence:

Measurement type	Uncertainty	Unit
Radiated tests <1GHz	± 5.99	dB
Radiated tests 1GHz – 40 GHz	± 5.85	dB

Annex B. Test Results UNII-5 to UNII-8

The herein test results were performed by:

Test case measurement	Test Personnel
Radiated spurious emissions	A.Lounes, N.Bui

B.1 Test Conditions

For 802.11ax20 (20 MHz channel bandwidth), 802.11ax40 (40MHz channel bandwidth), 802.11ax80 (80MHz channel bandwidth) and 802.11ax160 (160MHz channel bandwidth) modes the EUT can transmit at both CHAIN A and CHAIN B RF outputs individually, and also simultaneously.

The conducted RF output power at each chain was adjusted according to target values from the following table using the Intel DRTU tool and measuring the power by using a power meter.

Measured values for adjustment were within +/- 0.25 dB from the declared target values.

UNII-5 to UNII-8					Conducted Power, Target Value (dBm)		
Mode	BW (MHz)	Data Rate	CH #	Freq. (MHz)	SISO Chain A	SISO Chain B	MIMO at each ports A and B
802.11ax20	20	HE0	1	5955	21	21	21
			45	6175	21	21	21
			93	6415	21	21	21
			97	6435	18	18	15
			105	6475	18	18	15
			113	6515	18	18	15
			117	6535	21	21	21
			149	6695	21	21	21
			181	6855	21	21	21
			185	6875	18	18	15
			209	7095	18	18	15
			233	7115	18	18	15
802.11ax40	40	HE0	3	5965	21	21	21
			43	6165	17	17	17
			91	6405	17	17	17
			99	6445	18	18	15
			107	6485	18	18	15
			115	6525	18	18	15
			147	6685	21	21	21
			179	6845	21	21	21
			187	6885	18	18	15
802.11ax80	80	HE0	227	7085	18	18	15
			7	5985	21	21	21
			39	6145	21	21	21
			87	6385	21	21	21
			103	6465	18	18	15
			119	6545	18	18	15
			135	6625	21	21	21
			167	6785	21	21	21
			183	6865	18	18	15
802.11ax160	160	HE0	199	6945	18	18	15
			215	7025	18	18	15
			15	6015	20	20	20
			79	6345	21	21	21
			111	6175	18	18	15
			143	6335	21	21	21
			207	6985	18	18	15

The following data rates were selected based on preliminary testing that identified those rates as the worst cases for output power and spurious levels at the band edges:

Transmission Mode	Mode	Bandwidth (MHz)	Worst Case Data Rate
SISO	802.11ax	20/40/80/160	HE0
MIMO	802.11ax	20/40/80/160	HE0

B.2 Radiated spurious emission

Standard references

FCC part	Limits																				
15.407 (b) (5)	For transmitters operating within the 5.925-7.125 GHz band: Any emissions outside of the 5.925-7.125 GHz band must not exceed an e.i.r.p. of -27 dBm/MHz.																				
15.35 (b)	When average radiated emission measurements are specified in this part, including average emission measurements below 1000 MHz, there also is a limit on the peak level of the radio frequency emissions. Unless otherwise specified, e.g., see §§15.250, 15.252, 15.253(d), 15.255, 15.256, and 15.509 through 15.519, the limit on peak radio frequency emissions is 20 dB above the maximum permitted average emission limit applicable to the equipment under test.																				
15.407 (b) (8)	Unwanted emissions below 1 GHz must comply with the general field strength limits set forth in §15.209.																				
15.209	<p>Radiated emissions which fall in the restricted bands, as defined in §15.205(a), must also comply with the radiated emission limits specified in §15.209(a):</p> <table><tr><th>Freq Range (MHz)</th><th>Field Strength (μV/m)</th><th>Field Strength (dBμV/m)</th><th>Meas. Distance (m)</th></tr><tr><td>30-88</td><td>100</td><td>40</td><td>3</td></tr><tr><td>88-216</td><td>150</td><td>43.5</td><td>3</td></tr><tr><td>216-960</td><td>200</td><td>46</td><td>3</td></tr><tr><td>Above 960</td><td>500</td><td>54</td><td>3</td></tr></table> <p>The emission limits shown in the above table are based on measurements employing CISPR quasi-peak detector except for the frequency bands above 1000 MHz. Radiated emission limits in this band is based on measurements employing an average detector.</p> <p>For average radiated emission measurements above 1000 MHz, there is also a limit specified when measuring with peak detector function, corresponding to 20 dB above the indicated values in the table.</p>	Freq Range (MHz)	Field Strength (μV/m)	Field Strength (dBμV/m)	Meas. Distance (m)	30-88	100	40	3	88-216	150	43.5	3	216-960	200	46	3	Above 960	500	54	3
Freq Range (MHz)	Field Strength (μV/m)	Field Strength (dBμV/m)	Meas. Distance (m)																		
30-88	100	40	3																		
88-216	150	43.5	3																		
216-960	200	46	3																		
Above 960	500	54	3																		

Test procedure

The radiated setups shown in section *Test & System Description* were used to measure the radiated spurious emissions.

Depending of the frequency range and bands being tested, different antennas and filters were used.

- For frequencies less than or equal to 1000 MHz, measurements were made with the CISPR quasi-peak detector with a resolution bandwidth of 120kHz and a video bandwidth 3 times of the resolution bandwidth.
- For restricted bands, measurements above 1000 MHz were performed using average and peak detectors with a minimum resolution bandwidth of 1 MHz and a video bandwidth 3 times of the resolution bandwidth
- For unrestricted bands, measurements above 1000 MHz were performed using RMS and peak detectors with a minimum resolution bandwidth of 1 MHz and a video bandwidth 3 times of the resolution bandwidth

The final measurement is performed by varying the antenna height from 1 m to 4 m, the EUT rotating in azimuth over 360° for both vertical and horizontal polarizations.

The radiated spurious emission was measured on the worst case EUT configuration selected from the chapter B.1 and using the low, middle and high channels over uninterrupted UNII-5 to UNII-8 bands. Additional channels were tested to cover each UNII bands within 5.925-7.125 GHz.

Test Results

Radiated Spurious – All modes

Frequency	QuasiPeak	Limit	Margin	Polar
MHz	dBµV/m	dBµV/m	dB	---
33.2	20.8	40.0	19.2	V
44.4	18.8	40.0	21.2	V
72.0	28.6	40.0	11.4	V
264.0	38.6	46.0	7.4	H
312.0	39.4	46.0	6.6	H
371.9	22.8	46.0	23.2	V
472.5	24.6	46.0	21.4	V
531.0	37.9	46.0	8.1	V
806.4	31.1	46.0	14.9	V

Note 1: The detected spurious signals do not depend on either the operating channel or the modulation mode.

UNII 5

1 GHz – 40 GHz, 802.11ax20, HE0, Chain A

Radiated Spurious – CH1

Frequency	MaxPeak	Average	Limit	Margin	Polar
MHz	dBµV/m	dBµV/m	dBµV/m	dB	---
4962.5	52.6	---	74.0	21.4	H
4962.5	---	42.7	54.0	11.3	H
17787.5	51.1	---	74.0	22.9	H
17809.5	---	40.4	54.0	13.7	H
39636.0	---	45.6	54.0	8.4	H
39636.0	54.2	---	74.0	19.8	V

Radiated Spurious – CH45

Frequency	MaxPeak	Average	Limit	Margin	Polar
MHz	dBµV/m	dBµV/m	dBµV/m	dB	---
5145.5	---	46.5	54.0	7.5	H
5145.9	53.5	---	74.0	20.6	H
17794.9	---	40.2	54.0	13.8	V
17818.7	51.5	---	74.0	22.5	H
39651.9	54.5	---	74.0	19.4	H
39651.9	---	45.5	54.0	8.5	H

Radiated Spurious – CH93

Frequency	MaxPeak	Average	Limit	Margin	Polar
MHz	dBµV/m	dBµV/m	dBµV/m	dB	---
5132.0	52.9	---	74.0	21.1	H
5132.0	---	48.6	54.0	5.4	H
17801.3	---	40.7	54.0	13.3	H
17822.9	51.8	---	74.0	22.2	V
39586.8	55.0	---	74.0	18.9	H
39586.8	---	45.5	54.0	8.5	H

1 GHz – 40 GHz, 802.11ax20, HE0, Chain B

Radiated Spurious – CH1

Frequency	MaxPeak	Average	Limit	Margin	Polar
MHz	dBµV/m	dBµV/m	dBµV/m	dB	---
9391.1	53.5	---	74.0	20.4	V
9401.5	---	44.0	54.0	10.0	V
17802.0	---	40.6	54.0	13.4	H
17814.8	51.6	---	74.0	22.4	V
39584.4	55.0	---	74.0	19.0	H
39584.4	---	45.0	54.0	9.0	H

Radiated Spurious – CH45

Frequency	MaxPeak	Average	Limit	Margin	Polar
MHz	dBµV/m	dBµV/m	dBµV/m	dB	---
5145.9	---	42.7	54.0	11.3	H
5148.1	52.8	---	74.0	21.2	H
17825.8	---	40.3	54.0	13.7	V
17832.5	51.4	---	74.0	22.6	V
39643.7	54.2	---	74.0	19.8	H
39643.7	---	45.7	54.0	8.3	H

Radiated Spurious – CH93

Frequency	MaxPeak	Average	RMS	Limit	Margin	Polar
MHz	dBµV/m	dBµV/m	dBµV/m	dBµV/m	dB	---
5131.5	52.0	---	---	74.0	22.0	H
5132.0	---	45.5	---	54.0	8.5	H
17788.2	53.1	---	---	74.0	20.9	V
17818.3	---	40.8	---	54.0	13.2	V
25660.4	47.8	---	---	88.2	40.4	V
25660.4	---	---	39.7	68.2	28.5	V

1 GHz – 40 GHz, 802.11ax20, HE0, Chain A+B

Radiated Spurious – CH1

Frequency	MaxPeak	Average	Limit	Margin	Polar
MHz	dBµV/m	dBµV/m	dBµV/m	dB	---
4961.6	52.9	---	74.0	21.1	V
4962.5	---	46.5	54.0	7.5	H
17811.6	51.5	---	74.0	22.5	H
17821.5	---	39.6	54.0	14.4	H
39623.9	---	46.0	54.0	8.0	H
39623.9	55.0	---	74.0	19.1	V

Radiated Spurious – CH45

Frequency	MaxPeak	Average	Limit	Margin	Polar
MHz	dBµV/m	dBµV/m	dBµV/m	dB	---
5145.5	54.3	---	74.0	19.7	H
5145.9	---	50.4	54.0	3.6	H
17783.2	---	40.0	54.0	14.0	V
17786.8	51.4	---	74.0	22.6	H
39625.9	54.3	---	74.0	19.7	H
39625.9	---	45.7	54.0	8.3	H

Radiated Spurious – CH93

Frequency	MaxPeak	Average	Limit	Margin	Polar
MHz	dBµV/m	dBµV/m	dBµV/m	dB	---
5132.0	55.2	---	74.0	18.8	H
5132.0	---	51.7	54.0	2.3	H
17805.6	---	40.5	54.0	13.5	H
17822.2	52.1	---	74.0	21.9	H
39600.3	54.7	---	74.0	19.3	V
39600.3	---	45.6	54.0	8.4	H

1 GHz – 40 GHz, 802.11ax40, HE0, Chain A

Radiated Spurious – CH3

Frequency	MaxPeak	Average	RMS	Limit	Margin	Polar
MHz	dBµV/m	dBµV/m	dBµV/m	dBµV/m	dB	---
3373.5	58.7	---	---	88.2	29.5	H
3375.5	---	---	46.7	68.2	21.5	H
17816.5	---	40.7	---	54.0	13.3	H
17820.8	51.5	---	---	74.0	22.5	V
39613.8	---	45.7	---	54.0	8.3	V
39613.8	54.9	---	---	74.0	19.1	V

Radiated Spurious – CH43

Frequency	MaxPeak	Average	Limit	Margin	Polar
MHz	dBµV/m	dBµV/m	dBµV/m	dB	---
5137.2	---	47.0	54.0	7.0	H
5137.6	53.0	---	74.0	21.0	H
17776.9	51.0	---	74.0	23.0	V
17801.7	---	40.8	54.0	13.2	V
39605.1	54.5	---	74.0	19.5	V
39605.1	---	45.6	54.0	8.4	V

Radiated Spurious – CH91

Frequency	MaxPeak	Average	Limit	Margin	Polar
MHz	dBµV/m	dBµV/m	dBµV/m	dB	---
5124.1	52.7	---	74.0	21.3	H
5124.1	---	48.3	54.0	5.7	H
17799.9	52.2	---	74.0	21.8	V
17804.5	---	40.0	54.0	14.0	V
39622.5	54.0	---	74.0	19.9	H
39622.5	---	45.6	54.0	8.4	V

1 GHz – 40 GHz, 802.11ax40, HE0, Chain B

Radiated Spurious – CH3

Frequency	MaxPeak	Average	Limit	Margin	Polar
MHz	dBµV/m	dBµV/m	dBµV/m	dB	---
4970.8	51.4	---	74.0	22.6	H
4970.8	---	42.1	54.0	11.8	V
17794.9	51.9	---	74.0	22.1	H
17829.6	---	40.2	54.0	13.8	V
39593.1	55.4	---	74.0	18.6	V
39593.1	---	45.9	54.0	8.1	V

Radiated Spurious – CH43

Frequency	MaxPeak	Average	Limit	Margin	Polar
MHz	dBµV/m	dBµV/m	dBµV/m	dB	---
5137.2	52.1	---	74.0	21.9	H
5137.2	---	43.8	54.0	10.2	H
17777.6	51.3	---	74.0	22.7	H
17835.3	---	40.0	54.0	13.9	H
39593.1	53.9	---	74.0	20.1	H
39593.1	---	45.5	54.0	8.5	H

Radiated Spurious – CH91

Frequency	MaxPeak	Average	RMS	Limit	Margin	Polar
MHz	dBµV/m	dBµV/m	dBµV/m	dBµV/m	dB	---
5124.1	52.6	---	---	74.0	21.4	H
5124.1	---	45.5	---	54.0	8.4	H
17814.4	51.7	---	---	74.0	22.3	H
17818.0	---	40.5	---	54.0	13.5	H
25620.2	46.2	---	---	88.2	42.0	H
25620.2	---	---	39.5	68.2	28.7	V

1 GHz – 40 GHz, 802.11ax40, HE0, Chain A+B**Radiated Spurious – CH3**

Frequency	MaxPeak	Average	RMS	Limit	Margin	Polar
MHz	dBµV/m	dBµV/m	dBµV/m	dBµV/m	dB	---
3383.0	---	---	46.4	68.2	21.8	V
3383.0	58.2	---	---	88.2	30.0	V
17794.9	52.0	---	---	74.0	22.0	H
17805.9	---	40.3	---	54.0	13.7	H
39605.1	---	45.3	---	54.0	8.7	H
39605.1	54.6	---	---	74.0	19.4	V

Radiated Spurious – CH43

Frequency	MaxPeak	Average	Limit	Margin	Polar
MHz	dBµV/m	dBµV/m	dBµV/m	dB	---
5137.2	53.4	---	74.0	20.6	H
5137.2	---	49.9	54.0	4.2	H
17790.0	52.4	---	74.0	21.6	H
17798.8	---	40.6	54.0	13.4	V
39589.7	55.4	---	74.0	18.6	V
39589.7	---	45.4	54.0	8.6	H

Radiated Spurious – CH91

Frequency	MaxPeak	Average	RMS	Limit	Margin	Polar
MHz	dBµV/m	dBµV/m	dBµV/m	dBµV/m	dB	---
5124.1	---	51.5	---	54.0	2.5	H
5124.1	55.0	---	---	74.0	19.0	H
17804.9	---	39.8	---	54.0	14.2	V
17814.4	52.1	---	---	74.0	21.9	H
25620.2	46.4	---	---	88.2	41.8	H
25620.2	---	---	38.0	68.2	30.2	V

1 GHz – 40 GHz, 802.11ax80, HE0, Chain A

Radiated Spurious – CH7

Frequency	MaxPeak	Average	Limit	Margin	Polar
MHz	dBµV/m	dBµV/m	dBµV/m	dB	---
4987.3	51.7	---	74.0	22.3	H
4987.3	---	42.7	54.0	11.3	H
17785.4	---	40.0	54.0	14.0	H
17815.5	52.0	---	74.0	22.0	V
39610.9	---	45.4	54.0	8.6	V
39610.9	54.4	---	74.0	19.6	H

Radiated Spurious – CH39

Frequency	MaxPeak	Average	Limit	Margin	Polar
MHz	dBµV/m	dBµV/m	dBµV/m	dB	---
5120.6	---	45.4	54.0	8.6	H
5121.1	51.9	---	74.0	22.1	H
17825.8	---	40.1	54.0	13.9	H
17833.9	51.5	---	74.0	22.6	V
39632.1	54.2	---	74.0	19.8	V
39632.1	---	45.4	54.0	8.6	H

Radiated Spurious – CH87

Frequency	MaxPeak	Average	Limit	Margin	Polar
MHz	dBµV/m	dBµV/m	dBµV/m	dB	---
5103.2	51.8	---	74.0	22.2	H
5108.0	---	43.8	54.0	10.2	H
17804.5	---	39.7	54.0	14.3	H
17830.7	51.6	---	74.0	22.4	V
39590.2	54.3	---	74.0	19.7	H
39590.2	---	45.7	54.0	8.3	V

1 GHz – 40 GHz, 802.11ax80, HE0, Chain B**Radiated Spurious – CH7**

Frequency	MaxPeak	Average	Limit	Margin	Polar
MHz	dBµV/m	dBµV/m	dBµV/m	dB	---
4977.3	52.8	---	74.0	21.2	H
4987.3	---	43.0	54.0	11.0	H
17815.1	51.9	---	74.0	22.1	H
17818.3	---	40.7	54.0	13.3	H
39656.7	---	44.8	54.0	9.2	V
39656.7	54.1	---	74.0	19.9	H

Radiated Spurious – CH39

Frequency	MaxPeak	Average	Limit	Margin	Polar
MHz	dBµV/m	dBµV/m	dBµV/m	dB	---
5120.6	---	44.6	54.0	9.4	H
5128.0	53.4	---	74.0	20.6	V
17822.2	52.0	---	74.0	22.0	H
17826.1	---	40.2	54.0	13.8	H
39627.8	54.5	---	74.0	19.5	V
39627.8	---	46.0	54.0	8.0	V

Radiated Spurious – CH87

Frequency	MaxPeak	Average	Limit	Margin	Polar
MHz	dBµV/m	dBµV/m	dBµV/m	dB	---
5107.6	51.6	---	74.0	22.4	H
5108.0	---	45.2	54.0	8.8	H
17833.2	---	40.0	54.0	14.0	V
17838.9	51.9	---	74.0	22.1	V
39569.4	53.5	---	74.0	20.5	H
39569.4	---	45.1	54.0	8.9	V

1 GHz – 40 GHz, 802.11ax80, HE0, Chain A+B

Radiated Spurious – CH7

Frequency	MaxPeak	Average	Limit	Margin	Polar
MHz	dBµV/m	dBµV/m	dBµV/m	dB	---
4987.3	---	43.1	54.0	10.9	H
4990.8	52.9	---	74.0	21.1	H
17785.4	50.8	---	74.0	23.2	V
17826.8	---	40.3	54.0	13.7	H
39642.7	53.9	---	74.0	20.1	V
39642.7	---	45.5	54.0	8.5	V

Radiated Spurious – CH39

Frequency	MaxPeak	Average	Limit	Margin	Polar
MHz	dBµV/m	dBµV/m	dBµV/m	dB	---
5120.9	---	52.4	54.0	1.6	H
5120.9	55.3	---	74.0	18.7	H
17796.0	51.6	---	74.0	22.4	H
17809.1	---	40.8	54.0	13.2	H
39624.9	55.6	---	74.0	18.4	H
39624.9	---	45.8	54.0	8.2	H

Radiated Spurious – CH87

Frequency	MaxPeak	Average	Limit	Margin	Polar
MHz	dBµV/m	dBµV/m	dBµV/m	dB	---
5107.9	---	50.2	54.0	3.8	H
5107.9	54.3	---	74.0	19.7	H
17805.9	---	40.3	54.0	13.7	H
17815.5	51.3	---	74.0	22.7	V
39542.4	54.6	---	74.0	19.4	V
39542.4	---	45.2	54.0	8.8	H

1 GHz – 40 GHz, 802.11ax160, HE0, Chain A

Radiated Spurious – CH15

Frequency	MaxPeak	Average	Limit	Margin	Polar
MHz	dBµV/m	dBµV/m	dBµV/m	dB	---
5019.1	51.8	---	74.0	22.2	V
5020.4	---	42.9	54.0	11.1	H
17814.8	---	40.1	54.0	13.9	V
17826.1	51.6	---	74.0	22.4	V
39611.4	---	45.5	54.0	8.5	H
39611.4	54.6	---	74.0	19.4	V

Radiated Spurious – CH79

Frequency	MaxPeak	Average	Limit	Margin	Polar
MHz	dBµV/m	dBµV/m	dBµV/m	dB	---
5074.9	51.3	---	74.0	22.7	H
5075.8	---	45.3	54.0	8.7	H
17818.3	---	40.3	54.0	13.7	V
17819.4	51.1	---	74.0	22.9	V
39593.1	54.2	---	74.0	19.8	V
39593.1	---	45.7	54.0	8.3	H

1 GHz – 40 GHz, 802.11ax160, HE0, Chain B**Radiated Spurious – CH15**

Frequency	MaxPeak	Average	Limit	Margin	Polar
MHz	dBµV/m	dBµV/m	dBµV/m	dB	---
5020.9	---	43.0	54.0	10.9	H
5021.3	52.4	---	74.0	21.6	V
17812.3	51.6	---	74.0	22.4	H
17823.6	---	39.8	54.0	14.2	H
39616.7	55.5	---	74.0	18.4	H
39616.7	---	45.3	54.0	8.7	H

Radiated Spurious – CH79

Frequency	MaxPeak	Average	Limit	Margin	Polar
MHz	dBµV/m	dBµV/m	dBµV/m	dB	---
5075.8	51.9	---	74.0	22.1	V
5075.8	---	44.0	54.0	10.0	H
17806.3	---	40.4	54.0	13.6	H
17832.8	51.4	---	74.0	22.6	V
39618.1	53.5	---	74.0	20.5	V
39618.1	---	45.6	54.0	8.4	V

1 GHz – 40 GHz, 802.11ax160, HE0, Chain A+B

Radiated Spurious – CH15

Frequency	MaxPeak	Average	Limit	Margin	Polar
MHz	dBµV/m	dBµV/m	dBµV/m	dB	---
5020.9	53.2	---	74.0	20.8	H
5020.9	---	47.6	54.0	6.4	H
17814.1	---	40.1	54.0	13.9	V
17815.8	51.5	---	74.0	22.5	H
39643.2	54.4	---	74.0	19.6	H
39643.2	---	46.0	54.0	8.0	H

Radiated Spurious – CH79

Frequency	MaxPeak	Average	Limit	Margin	Polar
MHz	dBµV/m	dBµV/m	dBµV/m	dB	---
5075.8	---	49.3	54.0	4.7	H
5077.1	51.6	---	74.0	22.4	V
17787.9	52.3	---	74.0	21.7	H
17814.4	---	40.4	54.0	13.6	H
39637.4	55.1	---	74.0	18.9	V
39637.4	---	45.5	54.0	8.5	H

UNII 6

1 GHz – 40 GHz, 802.11ax20, HE0, Chain A

Radiated Spurious – CH97

Frequency	MaxPeak	Average	Limit	Margin	Polar
MHz	dBµV/m	dBµV/m	dBµV/m	dB	---
5148.1	54.3	---	74.0	19.7	H
5148.1	---	48.6	54.0	5.4	H
17777.6	51.1	---	74.0	22.9	H
17838.5	---	39.2	54.0	14.8	H
39609.9	54.2	---	74.0	19.8	H
39609.9	---	45.5	54.0	8.5	V

Radiated Spurious – CH105

Frequency	MaxPeak	Average	RMS	Limit	Margin	Polar
MHz	dBµV/m	dBµV/m	dBµV/m	dBµV/m	dB	---
5179.9	---	---	46.5	68.2	21.7	H
5179.9	53.1	---	---	88.2	35.1	H
17791.8	---	40.4	---	54.0	13.6	H
17794.2	51.4	---	---	74.0	22.6	V
25900.3	47.6	---	---	88.2	40.6	V
25900.3	---	---	38.4	68.2	29.8	V

Radiated Spurious – CH113

Frequency	MaxPeak	Average	RMS	Limit	Margin	Polar
MHz	dBµV/m	dBµV/m	dBµV/m	dBµV/m	dB	---
5211.3	52.9	---	---	88.2	35.3	H
5211.7	---	---	45.9	68.2	22.4	H
17794.9	50.5	---	---	74.0	23.5	V
17818.7	---	40.5	---	54.0	13.4	V
39593.1	54.7	---	---	74.0	19.3	V
39593.1	---	45.6	---	54.0	8.4	H

1 GHz – 40 GHz, 802.11ax20, HE0, Chain B**Radiated Spurious – CH97**

Frequency	MaxPeak	Average	Limit	Margin	Polar
MHz	dBµV/m	dBµV/m	dBµV/m	dB	---
5147.7	53.2	---	74.0	20.8	H
5147.7	---	44.8	54.0	9.2	H
17794.9	50.4	---	74.0	23.6	V
17822.6	---	40.6	54.0	13.4	H
39634.5	54.4	---	74.0	19.6	V
39634.5	---	45.5	54.0	8.5	H

Radiated Spurious – CH105

Frequency	MaxPeak	Average	RMS	Limit	Margin	Polar
MHz	dBµV/m	dBµV/m	dBµV/m	dBµV/m	dB	---
5179.9	52.0	---	---	88.2	36.2	H
5179.9	---	---	43.6	68.2	24.6	H
17806.3	50.7	---	---	74.0	23.3	H
17813.0	---	40.6	---	54.0	13.4	H
25900.3	47.9	---	---	88.2	40.3	V
25900.3	---	---	38.9	68.2	29.3	V

Radiated Spurious – CH113

Frequency	MaxPeak	Average	RMS	Limit	Margin	Polar
MHz	dBµV/m	dBµV/m	dBµV/m	dBµV/m	dB	---
5209.5	53.1	---	---	88.2	35.1	H
5211.7	---	---	43.6	68.2	24.6	H
17809.8	---	40.6	---	54.0	13.4	H
17813.7	52.0	---	---	74.0	22.0	V
26060.4	45.7	---	---	88.2	42.5	V
26060.4	---	---	37.1	68.2	31.1	V

1 GHz – 40 GHz, 802.11ax20, HE0, Chain A+B

Radiated Spurious – CH97

Frequency	MaxPeak	Average	Limit	Margin	Polar
MHz	dBµV/m	dBµV/m	dBµV/m	dB	---
5147.8	---	52.1	54.0	2.0	H
5148.3	56.0	---	74.0	18.0	H
17776.5	52.2	---	74.0	21.8	V
17804.5	---	40.0	54.0	14.1	H
39649.5	54.4	---	74.0	19.6	H
39649.5	---	45.9	54.0	8.1	V

Radiated Spurious – CH105

Frequency	MaxPeak	Average	RMS	Limit	Margin	Polar
MHz	dBµV/m	dBµV/m	dBµV/m	dBµV/m	dB	---
5179.9	---	---	48.5	68.2	19.7	H
5179.9	54.6	---	---	88.2	33.6	H
17810.5	---	40.6	---	54.0	13.3	H
17832.5	52.3	---	---	74.0	21.7	H
25900.3	47.6	---	---	88.2	40.6	H
25900.3	---	---	39.3	68.2	28.9	V

Radiated Spurious – CH113

Frequency	MaxPeak	Average	RMS	Limit	Margin	Polar
MHz	dBµV/m	dBµV/m	dBµV/m	dBµV/m	dB	---
5212.1	---	---	49.9	68.2	18.3	H
5212.1	54.6	---	---	88.2	33.6	H
17795.6	50.3	---	---	74.0	23.7	V
17814.1	---	40.1	---	54.0	13.9	V
39643.2	55.0	---	---	74.0	19.0	V
39643.2	---	45.4	---	54.0	8.6	V

1 GHz – 40 GHz, 802.11ax40, HE0, Chain A**Radiated Spurious – CH99**

Frequency	MaxPeak	Average	RMS	Limit	Margin	Polar
MHz	dBµV/m	dBµV/m	dBµV/m	dBµV/m	dB	---
5155.9	53.7	---	---	88.2	34.5	H
5155.9	---	---	47.0	68.2	21.2	H
17799.2	52.2	---	---	74.0	21.8	H
17836.4	---	40.0	---	54.0	14.0	V
39646.1	54.5	---	---	74.0	19.6	H
39646.1	---	45.5	---	54.0	8.5	V

Radiated Spurious – CH107

Frequency	MaxPeak	Average	RMS	Limit	Margin	Polar
MHz	dBµV/m	dBµV/m	dBµV/m	dBµV/m	dB	---
5187.7	52.6	---	---	88.2	35.6	H
5187.7	---	---	45.9	68.2	22.3	H
17816.2	52.1	---	---	74.0	21.9	V
17836.4	---	40.0	---	54.0	14.0	V
39626.3	54.1	---	---	74.0	19.9	V
39626.3	---	45.7	---	54.0	8.3	H

1 GHz – 40 GHz, 802.11ax40, HE0, Chain B

Radiated Spurious – CH99

Frequency	MaxPeak	Average	RMS	Limit	Margin	Polar
MHz	dBµV/m	dBµV/m	dBµV/m	dBµV/m	dB	---
5155.9	52.9	---	---	88.2	35.3	H
5155.9	---	---	45.1	68.2	23.1	H
17814.1	---	40.7	---	54.0	13.3	V
17836.4	52.0	---	---	74.0	22.0	H
39632.1	54.4	---	---	74.0	19.6	V
39632.1	---	45.9	---	54.0	8.1	V

Radiated Spurious – CH107

Frequency	MaxPeak	Average	RMS	Limit	Margin	Polar
MHz	dBµV/m	dBµV/m	dBµV/m	dBµV/m	dB	---
5187.7	52.6	---	---	88.2	35.6	H
5187.7	---	---	44.1	68.2	24.1	H
17801.0	51.8	---	---	74.0	22.2	V
17821.5	---	39.3	---	54.0	14.7	V
25940.4	47.1	---	---	88.2	41.1	H
25940.4	---	---	39.8	68.2	28.4	V

1 GHz – 40 GHz, 802.11ax40, HE0, Chain A+B

Radiated Spurious – CH99

Frequency	MaxPeak	Average	RMS	Limit	Margin	Polar
MHz	dBμV/m	dBμV/m	dBμV/m	dBμV/m	dB	---
5155.9	---	---	49.5	68.2	18.7	H
5155.9	55.3	---	---	88.2	32.9	H
17797.4	51.4	---	---	74.0	22.6	H
17815.1	---	40.4	---	54.0	13.6	H
39597.4	54.1	---	---	74.0	19.9	H
39597.4	---	45.8	---	54.0	8.2	H

Radiated Spurious – CH107

Frequency	MaxPeak	Average	RMS	Limit	Margin	Polar
MHz	dBμV/m	dBμV/m	dBμV/m	dBμV/m	dB	---
5187.7	52.8	---	---	88.2	35.4	H
5187.7	---	---	47.7	68.2	20.5	H
17809.1	51.6	---	---	74.0	22.4	H
17843.5	---	40.3	---	54.0	13.7	H
39632.1	53.9	---	---	74.0	20.1	V
39632.1	---	45.4	---	54.0	8.6	V

1 GHz – 40 GHz, 802.11ax80, HE0, Chain A

Radiated Spurious – CH103

Frequency	MaxPeak	Average	RMS	Limit	Margin	Polar
MHz	dBμV/m	dBμV/m	dBμV/m	dBμV/m	dB	---
5163.3	53.0	---	---	88.2	35.2	H
5172.1	---	---	46.9	68.2	21.3	H
17839.9	---	40.4	---	54.0	13.6	H
17857.6	52.4	---	---	74.0	21.6	V
39605.6	54.5	---	---	74.0	19.5	H
39605.6	---	45.5	---	54.0	8.5	H

Radiated Spurious – CH119

Frequency	MaxPeak	Average	RMS	Limit	Margin	Polar
MHz	dBμV/m	dBμV/m	dBμV/m	dBμV/m	dB	---
5235.7	52.6	---	---	88.2	35.6	H
5236.1	---	---	46.0	68.2	22.1	H
17812.6	51.3	---	---	74.0	22.7	V
17814.8	---	40.7	---	54.0	13.3	H
39632.1	54.2	---	---	74.0	19.8	H
39632.1	---	45.7	---	54.0	8.3	V

1 GHz – 40 GHz, 802.11ax80, HE0, Chain B

Radiated Spurious – CH103

Frequency	MaxPeak	Average	RMS	Limit	Margin	Polar
MHz	dBμV/m	dBμV/m	dBμV/m	dBμV/m	dB	---
5170.7	52.4	---	---	88.2	35.8	V
5172.1	---	---	46.6	68.2	21.6	H
17809.8	---	40.3	---	54.0	13.7	H
17817.2	51.7	---	---	74.0	22.3	V
39648.5	55.0	---	---	74.0	19.0	V
39648.5	---	46.0	---	54.0	8.0	H

Radiated Spurious – CH119

Frequency	MaxPeak	Average	RMS	Limit	Margin	Polar
MHz	dBμV/m	dBμV/m	dBμV/m	dBμV/m	dB	---
5223.5	53.4	---	---	88.2	34.8	H
5236.1	---	---	44.4	68.2	23.8	H
17820.1	---	40.3	---	54.0	13.7	V
17838.9	51.7	---	---	74.0	22.3	V
26180.3	46.2	---	---	88.2	42.0	H
26180.3	---	---	38.5	68.2	29.6	V

1 GHz – 40 GHz, 802.11ax80, HE0, Chain A+B

Radiated Spurious – CH103

Frequency	MaxPeak	Average	RMS	Limit	Margin	Polar
MHz	dBμV/m	dBμV/m	dBμV/m	dBμV/m	dB	---
5172.1	---	---	50.3	68.2	17.9	H
5172.1	54.8	---	---	88.2	33.4	H
17809.8	51.6	---	---	74.0	22.4	H
17814.1	---	40.2	---	54.0	13.8	H
39628.3	54.3	---	---	74.0	19.7	V
39628.3	---	45.2	---	54.0	8.8	H

Radiated Spurious – CH119

Frequency	MaxPeak	Average	RMS	Limit	Margin	Polar
MHz	dBμV/m	dBμV/m	dBμV/m	dBμV/m	dB	---
5236.1	---	---	49.6	68.2	18.6	H
5236.1	54.8	---	---	88.2	33.4	H
17814.8	---	40.4	---	54.0	13.6	V
17853.0	51.3	---	---	74.0	22.7	H
39613.8	54.4	---	---	74.0	19.6	H
39613.8	---	45.7	---	54.0	8.3	H

1 GHz – 40 GHz, 802.11ax160, HE0, Chain A

Radiated Spurious – CH111

Frequency	MaxPeak	Average	RMS	Limit	Margin	Polar
MHz	dBμV/m	dBμV/m	dBμV/m	dBμV/m	dB	---
5203.9	---	---	46.9	68.2	21.3	H
5203.9	54.5	---	---	88.2	33.7	H
17794.9	---	39.9	---	54.0	14.1	V
17795.3	51.0	---	---	74.0	23.0	V
39614.8	---	45.7	---	54.0	8.3	V
39614.8	54.2	---	---	74.0	19.8	H

1 GHz – 40 GHz, 802.11ax160, HE0, Chain B

Radiated Spurious – CH111

Frequency	MaxPeak	Average	RMS	Limit	Margin	Polar
MHz	dBμV/m	dBμV/m	dBμV/m	dBμV/m	dB	---
5203.9	---	---	44.8	68.2	23.4	H
5203.9	53.0	---	---	88.2	35.2	V
17815.8	---	40.4	---	54.0	13.6	H
17847.0	51.3	---	---	74.0	22.7	H
26020.2	46.0	---	---	88.2	42.2	H
26020.2	---	---	38.4	68.2	29.8	V

1 GHz – 40 GHz, 802.11ax160, HE0, Chain A+B

Radiated Spurious – CH111

Frequency	MaxPeak	Average	RMS	Limit	Margin	Polar
MHz	dBμV/m	dBμV/m	dBμV/m	dBμV/m	dB	---
5203.9	---	---	51.9	68.2	16.3	H
5203.9	56.8	---	---	88.2	31.4	H
17795.6	50.9	---	---	74.0	23.1	V
17833.9	---	40.0	---	54.0	14.0	V
39617.2	54.6	---	---	74.0	19.4	H
39617.2	---	45.5	---	54.0	8.5	H

UNII 7

1 GHz – 40 GHz, 802.11ax20, HE0, Chain A

Radiated Spurious – CH117

Frequency	MaxPeak	Average	RMS	Limit	Margin	Polar
MHz	dBμV/m	dBμV/m	dBμV/m	dBμV/m	dB	---
5227.8	---	---	44.9	68.2	23.3	H
5229.6	52.4	---	---	88.2	35.8	V
17793.5	51.1	---	---	74.0	22.9	H
17838.9	---	40.2	---	54.0	13.8	H
39603.7	55.0	---	---	74.0	19.0	V
39603.7	---	45.2	---	54.0	8.8	V

Radiated Spurious – CH149

Frequency	MaxPeak	Average	Limit	Margin	Polar
MHz	dBμV/m	dBμV/m	dBμV/m	dB	---
5355.9	---	51.2	54.0	2.8	H
5356.4	54.0	---	74.0	20.0	H
13382.4	50.6	---	74.0	23.4	V
13385.6	---	38.7	54.0	15.3	V
39634.5	54.9	---	74.0	19.1	V
39634.5	---	45.7	54.0	8.3	V

Radiated Spurious – CH181

Frequency	MaxPeak	Average	RMS	Limit	Margin	Polar
MHz	dBμV/m	dBμV/m	dBμV/m	dBμV/m	dB	---
5484.0	---	---	48.1	68.2	20.1	H
5484.0	54.1	---	---	88.2	34.1	H
13709.6	---	---	39.2	68.2	29.0	V
13717.8	50.2	---	---	88.2	38.0	V
27419.9	49.2	---	---	88.2	39.0	V
27419.9	---	---	41.2	68.2	27.0	V

1 GHz – 40 GHz, 802.11ax20, HE0, Chain B

Radiated Spurious – CH117

Frequency	MaxPeak	Average	RMS	Limit	Margin	Polar
MHz	dBμV/m	dBμV/m	dBμV/m	dBμV/m	dB	---
3377.0	---	---	46.5	68.2	21.6	H
3377.0	59.0	---	---	88.2	29.2	V
17795.6	51.6	---	---	74.0	22.4	H
17804.5	---	39.8	---	54.0	14.2	V
39613.3	54.3	---	---	74.0	19.7	V
39613.3	---	45.7	---	54.0	8.3	H

Radiated Spurious – CH149

Frequency	MaxPeak	Average	Limit	Margin	Polar
MHz	dBμV/m	dBμV/m	dBμV/m	dB	---
5355.5	54.2	---	74.0	19.8	H
5355.9	---	47.0	54.0	7.0	H
17783.6	51.6	---	74.0	22.4	V
17826.1	---	40.0	54.0	14.0	H
39602.7	54.3	---	74.0	19.7	H
39602.7	---	45.2	54.0	8.8	V

Radiated Spurious – CH181

Frequency	MaxPeak	Average	RMS	Limit	Margin	Polar
MHz	dBμV/m	dBμV/m	dBμV/m	dBμV/m	dB	---
5479.2	53.1	---	---	88.2	35.0	H
5483.6	---	---	45.2	68.2	23.0	H
17796.0	51.7	---	---	74.0	22.3	V
17832.8	---	40.3	---	54.0	13.7	H
39625.9	55.9	---	---	74.0	18.1	V
39625.9	---	45.8	---	54.0	8.2	V

1 GHz – 40 GHz, 802.11ax20, HE0, Chain A+B

Radiated Spurious – CH117

Frequency	MaxPeak	Average	RMS	Limit	Margin	Polar
MHz	dBµV/m	dBµV/m	dBµV/m	dBµV/m	dB	---
5220.0	53.6	---	---	88.2	34.6	V
5227.8	---	---	44.7	68.2	23.5	H
17813.4	51.7	---	---	74.0	22.3	H
17814.1	---	40.2	---	54.0	13.8	V
39648.5	53.5	---	---	74.0	20.4	H
39648.5	---	45.5	---	54.0	8.5	V

Radiated Spurious – CH149

Frequency	MaxPeak	Average	Limit	Margin	Polar
MHz	dBµV/m	dBµV/m	dBµV/m	dB	---
5355.9	56.8	---	74.0	17.2	H
5355.9	---	53.2	54.0	0.8	H
13384.1	49.3	---	74.0	24.7	V
13386.3	---	38.8	54.0	15.2	V
39660.1	55.1	---	74.0	18.9	V
39660.1	---	45.7	54.0	8.3	H

Radiated Spurious – CH181

Frequency	MaxPeak	Average	RMS	Limit	Margin	Polar
MHz	dBµV/m	dBµV/m	dBµV/m	dBµV/m	dB	---
5484.0	55.2	---	---	88.2	33.0	H
5484.0	---	---	49.7	68.2	18.5	H
13699.7	51.3	---	---	88.2	36.9	V
13711.4	---	---	40.0	68.2	28.2	V
27416.6	49.4	---	---	88.2	38.8	V
27416.6	---	---	40.7	68.2	27.5	V

1 GHz – 40 GHz, 802.11ax40, HE0, Chain A

Radiated Spurious – CH115

Frequency	MaxPeak	Average	Limit	Margin	Polar
MHz	dBμV/m	dBμV/m	dBμV/m	dB	---
5220.0	53.6	---	88.2	34.6	H
5220.0	---	45.8	68.2	22.4	H
17799.9	51.6	---	74.0	22.4	H
17819.0	---	40.2	54.0	13.8	H
39627.8	55.4	---	74.0	18.6	V
39627.8	---	45.7	54.0	8.3	V

Radiated Spurious – CH147

Frequency	MaxPeak	Average	RMS	Limit	Margin	Polar
MHz	dBμV/m	dBμV/m	dBμV/m	dBμV/m	dB	---
5348.1	55.5	---	---	88.2	32.7	H
5348.1	---	---	48.9	68.2	19.3	H
17797.8	51.7	---	---	74.0	22.3	V
17819.7	---	40.5	---	54.0	13.5	H
39590.7	54.4	---	---	74.0	19.6	H
39590.7	---	45.1	---	54.0	8.9	H

Radiated Spurious – CH179

Frequency	MaxPeak	Average	RMS	Limit	Margin	Polar
MHz	dBμV/m	dBμV/m	dBμV/m	dBμV/m	dB	---
5475.7	---	---	47.0	68.2	21.2	H
5476.2	54.2	---	---	88.2	34.0	H
17778.6	51.7	---	---	74.0	22.3	V
17823.6	---	40.3	---	54.0	13.7	V
39605.1	54.4	---	---	74.0	19.6	H
39605.1	---	45.5	---	54.0	8.5	H

1 GHz – 40 GHz, 802.11ax40, HE0, Chain B

Radiated Spurious – CH115

Frequency	MaxPeak	Average	RMS	Limit	Margin	Polar
MHz	dBμV/m	dBμV/m	dBμV/m	dBμV/m	dB	---
5219.5	53.0	---	---	88.2	35.2	H
5220.0	---	---	44.4	68.2	23.9	H
17788.9	50.9	---	---	74.0	23.1	V
17805.2	---	40.1	---	54.0	13.9	V
39609.5	54.5	---	---	74.0	19.5	V
39609.5	---	45.7	---	54.0	8.3	V

Radiated Spurious – CH147

Frequency	MaxPeak	Average	RMS	Limit	Margin	Polar
MHz	dBμV/m	dBμV/m	dBμV/m	dBμV/m	dB	---
5347.6	52.9	---	---	88.2	35.3	H
5348.1	---	---	46.1	68.2	22.1	H
17799.2	---	40.9	---	54.0	13.2	V
17819.4	52.1	---	---	74.0	21.9	V
39648.0	55.5	---	---	74.0	18.5	H
39648.0	---	46.2	---	54.0	7.8	V

Radiated Spurious – CH179

Frequency	MaxPeak	Average	RMS	Limit	Margin	Polar
MHz	dBμV/m	dBμV/m	dBμV/m	dBμV/m	dB	---
5475.7	---	45.5	---	68.2	22.7	H
5476.2	53.5	---	---	88.2	34.7	H
17792.5	51.3	---	---	74.0	22.7	H
17814.4	---	40.8	---	54.0	13.2	H
39609.5	54.8	---	---	74.0	19.2	V
39609.5	---	45.8	---	54.0	8.2	H

1 GHz – 40 GHz, 802.11ax40, HE0, Chain A+B

Radiated Spurious – CH115

Frequency	MaxPeak	Average	RMS	Limit	Margin	Polar
MHz	dBμV/m	dBμV/m	dBμV/m	dBμV/m	dB	---
5219.5	54.8	---	---	88.2	33.4	H
5220.0	---	---	48.6	68.2	19.6	H
17799.9	51.1	---	---	74.0	22.9	V
17839.2	---	40.0	---	54.0	14.0	V
39586.8	54.4	---	---	74.0	19.6	V
39586.8	---	45.6	---	54.0	8.4	H

Radiated Spurious – CH147

Frequency	MaxPeak	Average	RMS	Limit	Margin	Polar
MHz	dBμV/m	dBμV/m	dBμV/m	dBμV/m	dB	---
5347.6	54.7	---	---	88.2	33.5	H
5348.1	---	---	49.2	68.2	19.0	H
17814.1	---	40.4	---	54.0	13.6	H
17824.3	50.8	---	---	74.0	23.2	H
39632.6	54.4	---	---	74.0	19.6	V
39632.6	---	45.7	---	54.0	8.3	H

Radiated Spurious – CH179

Frequency	MaxPeak	Average	RMS	Limit	Margin	Polar
MHz	dBμV/m	dBμV/m	dBμV/m	dBμV/m	dB	---
5475.7	---	---	49.2	68.2	18.9	H
5475.7	54.5	---	---	88.2	33.7	H
17797.1	51.3	---	---	74.0	22.7	H
17799.2	---	40.5	---	54.0	13.5	V
39621.5	54.4	---	---	74.0	19.6	H
39621.5	---	45.3	---	54.0	8.7	V

1 GHz – 40 GHz, 802.11ax80, HE0, Chain A

Radiated Spurious – CH135

Frequency	MaxPeak	Average	RMS	Limit	Margin	Polar
MHz	dBμV/m	dBμV/m	dBμV/m	dBμV/m	dB	---
5299.7	---	---	47.3	68.2	20.9	H
5299.7	53.8	---	---	88.2	34.4	H
17826.1	---	40.0	---	54.0	14.0	H
17837.4	51.9	---	---	74.0	22.1	H
39624.4	54.4	---	---	74.0	19.6	V
39624.4	---	45.7	---	54.0	8.3	V

Radiated Spurious – CH167

Frequency	MaxPeak	Average	Limit	Margin	Polar
MHz	dBμV/m	dBμV/m	dBμV/m	dB	---
5427.8	---	50.7	54.0	3.3	H
5427.8	55.2	---	74.0	18.8	H
17803.1	51.8	---	74.0	22.2	H
17839.9	---	40.3	54.0	13.7	H
39625.9	55.6	---	74.0	18.4	V
39625.9	---	45.7	54.0	8.3	H

1 GHz – 40 GHz, 802.11ax80, HE0, Chain B

Radiated Spurious – CH135

Frequency	MaxPeak	Average	RMS	Limit	Margin	Polar
MHz	dBµV/m	dBµV/m	dBµV/m	dBµV/m	dB	---
5296.2	52.9	---	---	88.2	35.3	H
5299.7	---	---	44.3	68.2	23.9	H
17827.9	52.0	---	---	74.0	22.0	V
17833.9	---	40.1	---	54.0	13.9	V
39648.0	55.2	---	---	74.0	18.8	V
39648.0	---	45.8	---	54.0	8.2	V

Radiated Spurious – CH167

Frequency	MaxPeak	Average	Limit	Margin	Polar
MHz	dBµV/m	dBµV/m	dBµV/m	dB	---
5427.8	54.1	---	74.0	19.9	V
5427.8	---	47.3	54.0	6.7	H
17798.8	52.0	---	74.0	22.0	V
17836.4	---	40.1	54.0	13.9	V
39591.6	54.6	---	74.0	19.4	H
39591.6	---	45.6	54.0	8.4	H

1 GHz – 40 GHz, 802.11ax80, HE0, Chain A+B

Radiated Spurious – CH135

Frequency	MaxPeak	Average	RMS	Limit	Margin	Polar
MHz	dBµV/m	dBµV/m	dBµV/m	dBµV/m	dB	---
5299.7	53.8	---	---	88.2	34.4	H
5299.7	---	---	45.9	68.2	22.3	H
17796.7	---	40.2	---	54.0	13.8	H
17819.0	51.0	---	---	74.0	23.0	H
39593.1	55.0	---	---	74.0	19.1	V
39593.1	---	46.0	---	54.0	8.0	V

Radiated Spurious – CH167

Frequency	MaxPeak	Average	Limit	Margin	Polar
MHz	dBµV/m	dBµV/m	dBµV/m	dB	---
5427.8	56.3	---	74.0	17.7	H
5427.8	---	53.2	54.0	0.8	H
17783.6	51.3	---	74.0	22.7	H
17817.2	---	40.3	54.0	13.7	H
39609.5	54.5	---	74.0	19.5	H
39609.5	---	45.5	54.0	8.5	H

1 GHz – 40 GHz, 802.11ax160, HE0, Chain A**Radiated Spurious – CH143**

Frequency	MaxPeak	Average	RMS	Limit	Margin	Polar
MHz	dBµV/m	dBµV/m	dBµV/m	dBµV/m	dB	---
5331.5	53.7	---	---	88.2	34.5	H
5332.0	---	---	48.5	68.2	19.8	H
17852.7	---	39.3	---	54.0	14.7	H
17855.5	50.4	---	---	74.0	23.6	V
39627.8	54.7	---	---	74.0	19.3	V
39627.8	---	45.9	---	54.0	8.1	V

1 GHz – 40 GHz, 802.11ax160, HE0, Chain B**Radiated Spurious – CH143**

Frequency	MaxPeak	Average	RMS	Limit	Margin	Polar
MHz	dBµV/m	dBµV/m	dBµV/m	dBµV/m	dB	---
5332.0	---	---	46.5	68.2	21.7	H
5332.4	53.2	---	---	88.2	35.0	H
17816.2	---	40.2	---	54.0	13.8	H
17819.7	51.5	---	---	74.0	22.5	V
39598.4	55.8	---	---	74.0	18.2	V
39598.4	---	45.9	---	54.0	8.1	V

1 GHz – 40 GHz, 802.11ax160, HE0, Chain A+B

Radiated Spurious – CH143

Frequency	MaxPeak	Average	RMS	Limit	Margin	Polar
MHz	dBμV/m	dBμV/m	dBμV/m	dBμV/m	dB	---
5331.5	54.3	---	---	88.2	33.9	H
5332.0	---	---	49.7	68.2	18.5	H
17834.6	---	39.4	---	54.0	14.6	H
17846.3	50.8	---	---	74.0	23.2	H
39609.5	55.0	---	---	74.0	19.0	V
39609.5	---	45.5	---	54.0	8.5	H

UNII 8

1 GHz – 40 GHz, 802.11ax20, HE0, Chain A

Radiated Spurious – CH185

Frequency	MaxPeak	Average	RMS	Limit	Margin	Polar
MHz	dBμV/m	dBμV/m	dBμV/m	dBμV/m	dB	---
5499.7	55.7	---	---	88.2	32.5	H
5500.1	---	---	48.5	68.2	19.7	H
17795.6	---	40.1	---	54.0	13.9	V
17798.5	51.4	---	---	74.0	22.6	V
39592.6	56.0	---	---	74.0	18.0	V
39592.6	---	45.6	---	54.0	8.4	V

Radiated Spurious – CH209

Frequency	MaxPeak	Average	RMS	Limit	Margin	Polar
MHz	dBμV/m	dBμV/m	dBμV/m	dBμV/m	dB	---
5595.6	56.1	---	---	88.2	32.1	V
5596.0	---	---	51.2	68.2	17.0	H
17804.9	52.7	---	---	74.0	21.3	H
17815.5	---	40.4	---	54.0	13.6	H
39603.2	56.1	---	---	74.0	17.9	H
39603.2	---	45.6	---	54.0	8.4	V

Radiated Spurious – CH233

Frequency	MaxPeak	Average	RMS	Limit	Margin	Polar
MHz	dBµV/m	dBµV/m	dBµV/m	dBµV/m	dB	---
5691.9	---	---	51.8	68.2	16.4	H
5691.9	57.0	---	---	88.2	31.2	H
17813.0	---	40.5	---	54.0	13.5	H
17813.0	51.2	---	---	74.0	22.8	V
39632.1	54.6	---	---	74.0	19.4	V
39632.1	---	45.6	---	54.0	8.4	V

1 GHz – 40 GHz, 802.11ax20, HE0, Chain B

Radiated Spurious – CH185

Frequency	MaxPeak	Average	RMS	Limit	Margin	Polar
MHz	dBµV/m	dBµV/m	dBµV/m	dBµV/m	dB	---
5499.7	---	---	45.3	68.2	22.9	H
5500.1	53.6	---	---	88.2	34.6	H
17806.3	---	40.6	---	54.0	13.4	H
17841.3	51.5	---	---	74.0	22.4	H
20628.9	56.8	---	---	74.0	17.2	H
20628.9	---	50.3	---	54.0	3.7	H

Radiated Spurious – CH209

Frequency	MaxPeak	Average	RMS	Limit	Margin	Polar
MHz	dBµV/m	dBµV/m	dBµV/m	dBµV/m	dB	---
5592.1	56.2	---	---	88.2	32.0	V
5596.0	---	---	48.4	68.2	19.8	H
17805.6	50.8	---	---	74.0	23.2	H
17827.2	---	40.0	---	54.0	14.0	H
20983.5	49.2	---	---	74.0	24.8	V
20983.5	---	42.1	---	54.0	11.9	H

Radiated Spurious – CH233

Frequency	MaxPeak	Average	RMS	Limit	Margin	Polar
MHz	dBµV/m	dBµV/m	dBµV/m	dBµV/m	dB	---
5687.5	56.7	---	---	88.2	31.5	V
5691.9	---	---	49.1	68.2	19.1	H
17763.4	52.1	---	---	74.0	21.9	H
17814.1	---	40.3	---	54.0	13.7	H
21348.5	---	39.6	---	54.0	14.4	H
21348.5	50.2	---	---	74.0	23.8	H

1 GHz – 40 GHz, 802.11ax20, HE0, Chain A+B

Radiated Spurious – CH185

Frequency	MaxPeak	Average	RMS	Limit	Margin	Polar
MHz	dBµV/m	dBµV/m	dBµV/m	dBµV/m	dB	---
5499.7	---	---	51.0	68.2	17.2	H
5499.7	56.0	---	---	88.2	32.2	H
17786.1	51.2	---	---	74.0	22.8	H
17815.5	---	40.2	---	54.0	13.8	V
20619.9	---	42.7	---	54.0	11.3	H
20619.9	55.0	---	---	74.0	19.0	H

Radiated Spurious – CH209

Frequency	MaxPeak	Average	RMS	Limit	Margin	Polar
MHz	dBµV/m	dBµV/m	dBµV/m	dBµV/m	dB	---
5596.0	57.9	---	---	88.2	30.3	H
5596.0	---	---	53.1	68.2	15.1	H
17814.1	---	40.3	---	54.0	13.7	H
17820.4	51.4	---	---	74.0	22.6	V
20980.2	48.1	---	---	74.0	25.9	H
20980.2	---	38.7	---	54.0	15.3	H

Radiated Spurious – CH233

Frequency	MaxPeak	Average	RMS	Limit	Margin	Polar
MHz	dBµV/m	dBµV/m	dBµV/m	dBµV/m	dB	---
5691.9	---	---	53.8	68.2	14.4	H
5691.9	57.8	---	---	88.2	30.4	H
17796.0	51.4	---	---	74.0	22.6	V
17830.0	---	40.3	---	54.0	13.7	H
39592.1	54.7	---	---	74.0	19.3	H
39592.1	---	46.5	---	54.0	7.5	V

1 GHz – 40 GHz, 802.11ax40, HE0, Chain A

Radiated Spurious – CH187

Frequency	MaxPeak	Average	RMS	Limit	Margin	Polar
MHz	dBµV/m	dBµV/m	dBµV/m	dBµV/m	dB	---
5508.0	---	---	48.0	68.2	20.1	H
5508.4	54.1	---	---	88.2	34.0	H
17778.3	---	39.8	---	54.0	14.2	H
17819.0	52.1	---	---	74.0	21.9	V
39626.3	54.2	---	---	74.0	19.8	V
39626.3	---	46.6	---	54.0	7.4	H

Radiated Spurious – CH227

Frequency	MaxPeak	Average	RMS	Limit	Margin	Polar
MHz	dBµV/m	dBµV/m	dBµV/m	dBµV/m	dB	---
5667.9	---	---	51.8	68.2	16.4	H
5668.3	57.4	---	---	88.2	30.8	V
17816.2	---	40.5	---	54.0	13.5	H
17830.0	51.3	---	---	74.0	22.7	H
39588.2	54.5	---	---	74.0	19.5	V
39588.2	---	45.5	---	54.0	8.5	H

1 GHz – 40 GHz, 802.11ax40, HE0, Chain B

Radiated Spurious – CH187

Frequency	MaxPeak	Average	RMS	Limit	Margin	Polar
MHz	dBμV/m	dBμV/m	dBμV/m	dBμV/m	dB	---
5507.6	53.7	---	---	88.2	34.5	H
5508.0	---	---	46.6	68.2	21.6	H
17786.1	51.7	---	---	74.0	22.3	V
17804.5	---	40.0	---	54.0	14.0	H
20649.2	55.1	---	---	74.0	18.9	H
20649.2	---	46.2	---	54.0	7.8	H

Radiated Spurious – CH227

Frequency	MaxPeak	Average	RMS	Limit	Margin	Polar
MHz	dBμV/m	dBμV/m	dBμV/m	dBμV/m	dB	---
5667.0	57.3	---	---	88.2	30.9	V
5667.9	---	---	49.0	68.2	19.2	H
17826.1	---	40.2	---	54.0	13.8	H
17826.5	51.2	---	---	74.0	22.8	H
39611.9	53.8	---	---	74.0	20.2	H
39611.9	---	45.6	---	54.0	8.4	H

1 GHz – 40 GHz, 802.11ax40, HE0, Chain A+B

Radiated Spurious – CH187

Frequency	MaxPeak	Average	RMS	Limit	Margin	Polar
MHz	dBμV/m	dBμV/m	dBμV/m	dBμV/m	dB	---
5508.0	---	---	50.6	68.2	17.6	H
5508.0	56.6	---	---	88.2	31.6	H
17768.4	51.0	---	---	74.0	22.9	H
17786.1	---	39.8	---	54.0	14.2	V
20649.6	48.6	---	---	74.0	25.4	V
20649.6	---	39.4	---	54.0	14.6	V

Radiated Spurious – CH227

Frequency	MaxPeak	Average	RMS	Limit	Margin	Polar
MHz	dBµV/m	dBµV/m	dBµV/m	dBµV/m	dB	---
5667.9	---	---	56.1	68.2	12.1	H
5667.9	59.2	---	---	88.2	29.0	H
17801.7	51.4	---	---	74.0	22.6	H
17823.6	---	40.0	---	54.0	14.0	V
39626.3	54.4	---	---	74.0	19.6	H
39626.3	---	45.7	---	54.0	8.3	V

1 GHz – 40 GHz, 802.11ax80, HE0, Chain A**Radiated Spurious – CH183**

Frequency	MaxPeak	Average	RMS	Limit	Margin	Polar
MHz	dBµV/m	dBµV/m	dBµV/m	dBµV/m	dB	---
5491.4	54.2	---	---	88.2	34.0	H
5491.9	---	---	49.4	68.2	18.8	H
17799.9	51.8	---	---	74.0	22.2	V
17813.7	---	40.3	---	54.0	13.7	V
39652.9	54.1	---	---	74.0	19.9	H
39652.9	---	44.6	---	54.0	9.4	V

Radiated Spurious – CH199

Frequency	MaxPeak	Average	RMS	Limit	Margin	Polar
MHz	dBµV/m	dBµV/m	dBµV/m	dBµV/m	dB	---
5555.9	---	---	49.8	68.2	18.4	H
5555.9	54.9	---	---	88.2	33.3	H
17830.0	---	40.3	---	54.0	13.7	H
17849.8	51.5	---	---	74.0	22.5	H
39628.3	54.5	---	---	74.0	19.5	H
39628.3	---	45.4	---	54.0	8.6	V

Radiated Spurious – CH215

Frequency	MaxPeak	Average	RMS	Limit	Margin	Polar
MHz	dBμV/m	dBμV/m	dBμV/m	dBμV/m	dB	---
5619.5	57.7	---	---	88.2	30.5	H
5620.0	---	---	52.8	68.2	15.4	H
17772.6	51.1	---	---	74.0	22.9	V
17796.0	---	40.3	---	54.0	13.7	V
39579.1	53.6	---	---	74.0	20.4	V
39579.1	---	45.0	---	54.0	9.0	H

1 GHz – 40 GHz, 802.11ax80, HE0, Chain B

Radiated Spurious – CH183

Frequency	MaxPeak	Average	RMS	Limit	Margin	Polar
MHz	dBμV/m	dBμV/m	dBμV/m	dBμV/m	dB	---
5484.0	53.1	---	---	88.2	35.1	H
5491.9	---	---	48.0	68.2	20.2	H
17824.0	---	40.1	---	54.0	13.9	H
17833.5	51.0	---	---	74.0	23.0	H
39637.9	55.1	---	---	74.0	18.9	V
39637.9	---	45.8	---	54.0	8.2	V

Radiated Spurious – CH199

Frequency	MaxPeak	Average	RMS	Limit	Margin	Polar
MHz	dBμV/m	dBμV/m	dBμV/m	dBμV/m	dB	---
5555.9	---	---	48.4	68.2	19.8	H
5556.4	55.1	---	---	88.2	33.0	H
17784.7	52.1	---	---	74.0	21.9	H
17799.5	---	40.6	---	54.0	13.4	H
39652.4	54.6	---	---	74.0	19.4	H
39652.4	---	45.8	---	54.0	8.2	H

Radiated Spurious – CH215

Frequency	MaxPeak	Average	RMS	Limit	Margin	Polar
MHz	dBµV/m	dBµV/m	dBµV/m	dBµV/m	dB	---
5620.0	---	---	50.4	68.2	17.9	H
5621.7	57.3	---	---	88.2	30.9	V
17827.5	52.2	---	---	74.0	21.8	H
17833.9	---	40.0	---	54.0	14.0	H
39663.9	55.0	---	---	74.0	19.0	V
39663.9	---	45.8	---	54.0	8.2	V

1 GHz – 40 GHz, 802.11ax80, HE0, Chain A+B**Radiated Spurious – CH183**

Frequency	MaxPeak	Average	RMS	Limit	Margin	Polar
MHz	dBµV/m	dBµV/m	dBµV/m	dBµV/m	dB	---
5491.9	---	---	52.3	68.2	15.9	H
5492.3	57.2	---	---	88.2	31.0	H
17786.1	51.5	---	---	74.0	22.5	H
17787.1	---	40.0	---	54.0	14.0	V
39590.7	54.0	---	---	74.0	20.0	H
39590.7	---	45.4	---	54.0	8.6	V

Radiated Spurious – CH199

Frequency	MaxPeak	Average	RMS	Limit	Margin	Polar
MHz	dBµV/m	dBµV/m	dBµV/m	dBµV/m	dB	---
5555.9	---	---	52.9	68.2	15.3	H
5555.9	56.4	---	---	88.2	31.8	H
17800.2	52.4	---	---	74.0	21.6	H
17837.1	---	40.1	---	54.0	13.9	H
39598.9	54.3	---	---	74.0	19.7	H
39598.9	---	45.9	---	54.0	8.1	H

Radiated Spurious – CH215

Frequency	MaxPeak	Average	RMS	Limit	Margin	Polar
MHz	dBμV/m	dBμV/m	dBμV/m	dBμV/m	dB	---
5620.0	---	---	53.8	68.2	14.4	H
5620.0	58.7	---	---	88.2	29.5	H
17795.6	---	40.5	---	54.0	13.5	H
17800.2	52.1	---	---	74.0	21.9	H
39600.8	54.6	---	---	74.0	19.4	V
39600.8	---	45.5	---	54.0	8.5	V

1 GHz – 40 GHz, 802.11ax160, HE0, Chain A

Radiated Spurious – CH207

Frequency	MaxPeak	Average	RMS	Limit	Margin	Polar
MHz	dBμV/m	dBμV/m	dBμV/m	dBμV/m	dB	---
5588.2	---	---	49.2	68.2	19.0	H
5588.2	56.0	---	---	88.2	32.2	H
17839.9	51.8	---	---	74.0	22.2	V
17843.5	---	39.8	---	54.0	14.2	V
39624.4	53.8	---	---	74.0	20.2	H
39624.4	---	45.8	---	54.0	8.2	V

1 GHz – 40 GHz, 802.11ax160, HE0, Chain B

Radiated Spurious – CH207

Frequency	MaxPeak	Average	RMS	Limit	Margin	Polar
MHz	dBμV/m	dBμV/m	dBμV/m	dBμV/m	dB	---
5588.2	54.3	---	---	88.2	33.9	H
5588.2	---	---	47.2	68.2	21.0	H
17794.2	51.6	---	---	74.0	22.4	V
17804.5	---	40.1	---	54.0	13.9	H
39617.2	54.9	---	---	74.0	19.1	V
39617.2	---	45.9	---	54.0	8.2	H

1 GHz – 40 GHz, 802.11ax160, HE0, Chain A+B

Radiated Spurious – CH207

Frequency	MaxPeak	Average	RMS	Limit	Margin	Polar
MHz	dBμV/m	dBμV/m	dBμV/m	dBμV/m	dB	---
5587.7	---	---	54.2	68.2	14.0	H
5587.7	57.6	---	---	88.2	30.6	H
17813.0	---	40.8	---	54.0	13.2	V
17824.3	51.7	---	---	74.0	22.3	V
39659.1	55.4	---	---	74.0	18.6	V
39659.1	---	45.6	---	54.0	8.4	H

CDB SISO A

1 GHz – 40 GHz, 2.4GHz WLAN, Chain A – 6GHz WLAN, Chain A DTS: 802.11b, 20MHz, 1Mbps – UNII: 802.11ax, 20MHz, HE0

Radiated Spurious – DTS: CH7 – UNII 5: CH45

Frequency	MaxPeak	Average	Limit	Margin	Polar
MHz	dBμV/m	dBμV/m	dBμV/m	dB	---
4884.1	54.4	---	74.0	19.6	V
4884.1	---	50.3	54.0	3.7	V
17794.9	---	40.4	54.0	13.6	V
17823.6	51.2	---	74.0	22.8	H
39632.1	56.4	---	74.0	17.6	V
39661.5	---	45.6	54.0	8.4	V

Radiated Spurious – DTS: CH7 – UNII 6: CH105

Frequency	MaxPeak	Average	Limit	Margin	Polar
MHz	dBμV/m	dBμV/m	dBμV/m	dB	---
4884.1	54.9	---	74.0	19.1	V
4884.1	---	51.0	54.0	3.0	V
17785.7	---	40.1	54.0	13.9	V
17798.5	52.1	---	74.0	21.9	V
39539.1	55.8	---	74.0	18.2	H
39642.7	---	45.9	54.0	8.1	H

Radiated Spurious – DTS: CH7 – UNII 7: CH149

Frequency	MaxPeak	Average	Limit	Margin	Polar
MHz	dBμV/m	dBμV/m	dBμV/m	dB	---
4884.1	55.0	---	74.0	19.0	V
4884.1	---	48.6	54.0	5.4	V
5355.8	54.4	---	74.0	19.6	H
5355.8	---	44.2	54.0	9.8	H
13390.5	49.5	---	74.0	24.5	V
13390.5	---	39.1	54.0	14.9	V
39632.1	57.3	---	74.0	16.7	H
39665.4	---	45.7	54.0	8.3	H

Radiated Spurious – DTS: CH7 – UNII 8: CH209

Frequency	MaxPeak	Average	Limit	Margin	Polar
MHz	dBμV/m	dBμV/m	dBμV/m	dB	---
4883.6	55.0	---	74.0	19.0	H
4884.1	---	51.0	54.0	3.0	V
5595.4	54.7	---	74.0	19.3	V
5595.8	---	46.9	54.0	7.1	V
17815.1	---	40.4	54.0	13.7	V
17819.4	51.4	---	74.0	22.6	V
39614.8	56.9	---	74.0	17.1	V
39625.9	---	45.9	54.0	8.1	V

CDB SISO B

1 GHz – 40 GHz, 2.4GHz WLAN, Chain B – 6GHz WLAN, Chain B
DTS: 802.11b, 20MHz, 1Mbps – UNII: 802.11ax, 20MHz, HE0
Radiated Spurious – DTS: CH7 – UNII 5: CH45

Frequency	MaxPeak	Average	Limit	Margin	Polar
MHz	dBµV/m	dBµV/m	dBµV/m	dB	---
4883.6	---	47.4	54.0	6.6	V
4883.6	56.1	---	74.0	17.9	V
17809.1	---	40.4	54.0	13.6	H
17819.4	51.7	---	74.0	22.3	H
39570.4	---	45.9	54.0	8.1	V
39704.4	56.9	---	74.0	17.1	V

Radiated Spurious – DTS: CH7 – UNII 6: CH105

Frequency	MaxPeak	Average	Limit	Margin	Polar
MHz	dBµV/m	dBµV/m	dBµV/m	dB	---
4883.6	55.1	---	74.0	18.9	V
4884.1	---	50.0	54.0	4.0	V
5171.9	54.2	---	74.0	19.8	V
5179.8	---	43.5	54.0	10.5	H
17779.7	51.4	---	74.0	22.6	V
17801.3	---	40.4	54.0	13.6	H
25900.3	---	38.7	54.0	15.3	V
25902.6	48.1	---	74.0	25.9	H

Radiated Spurious – DTS: CH7 – UNII 7: CH149

Frequency	MaxPeak	Average	Limit	Margin	Polar
MHz	dBµV/m	dBµV/m	dBµV/m	dB	---
4884.1	54.2	---	74.0	19.8	V
4884.1	---	47.6	54.0	6.4	V
17796.0	---	40.3	54.0	13.7	H
17801.3	50.3	---	74.0	23.7	V
39563.7	56.9	---	74.0	17.1	H
39679.4	---	45.9	54.0	8.1	H

Radiated Spurious – DTS: CH7 – UNII 8: CH209

Frequency	MaxPeak	Average	Limit	Margin	Polar
MHz	dBµV/m	dBµV/m	dBµV/m	dB	---
4884.1	55.7	---	74.0	18.3	V
4884.1	---	49.6	54.0	4.4	V
5595.8	53.7	---	74.0	20.3	H
5595.8	---	45.6	54.0	8.4	V
17800.6	---	40.3	54.0	13.7	H
17819.0	52.1	---	74.0	21.9	H
39461.0	56.0	---	74.0	18.0	V
39567.0	---	45.8	54.0	8.2	V

CDB MIMO A+B

1 GHz – 40 GHz, 2.4GHz WLAN, Chain A+B – 6GHz WLAN, Chain A+B
DTS: 802.11n20, 20MHz, HT8 – UNII: 802.11ax, 20MHz, HE0

Radiated Spurious – DTS: CH7 – UNII 5: CH45

Frequency	MaxPeak	Average	Limit	Margin	Polar
MHz	dBµV/m	dBµV/m	dBµV/m	dB	---
4877.9	55.8	---	74.0	18.2	V
4885.4	---	43.9	54.0	10.1	H
5145.5	52.8	---	74.0	21.2	V
5145.9	---	43.2	54.0	10.8	H
17790.7	52.3	---	74.0	21.7	H
17795.3	---	40.3	54.0	13.7	H
39586.3	56.1	---	74.0	17.9	V
39705.4	---	45.6	54.0	8.4	V

Radiated Spurious – DTS: CH7 – UNII 6: CH105

Frequency	MaxPeak	Average	Limit	Margin	Polar
MHz	dBµV/m	dBµV/m	dBµV/m	dB	---
4885.8	55.3	---	74.0	18.7	V
4885.8	---	45.5	54.0	8.5	V
5179.9	---	46.6	54.0	7.4	H
5199.1	53.6	---	74.0	20.4	V
17795.3	---	40.4	54.0	13.6	H
17805.2	51.9	---	74.0	22.1	H
39598.9	57.4	---	74.0	16.6	H
39658.6	---	45.8	54.0	8.2	H

Radiated Spurious – DTS: CH7 – UNII 7: CH149

Frequency	MaxPeak	Average	Limit	Margin	Polar
MHz	dBµV/m	dBµV/m	dBµV/m	dB	---
4883.6	53.9	---	74.0	20.1	V
4884.5	---	43.6	54.0	10.4	V
5354.6	53.0	---	74.0	21.0	H
5355.9	---	43.7	54.0	10.3	H
13389.1	---	39.4	54.0	14.6	V
13391.6	49.8	---	74.0	24.2	V
39419.5	55.5	---	74.0	18.5	V
39486.0	---	45.6	54.0	8.4	H

Radiated Spurious – DTS: CH7 – UNII 8: CH209

Frequency	MaxPeak	Average	Limit	Margin	Polar
MHz	dBµV/m	dBµV/m	dBµV/m	dB	---
4880.6	---	44.4	54.0	9.6	H
4881.4	55.5	---	74.0	18.5	H
5596.0	53.8	---	74.0	20.2	H
5596.0	---	49.1	54.0	4.9	V
17795.3	---	40.5	54.0	13.5	V
17802.0	51.6	---	74.0	22.4	V
39415.2	56.0	---	74.0	18.0	V
39573.3	---	45.9	54.0	8.2	V

CDB SISO B - BT Co-Run A

1 GHz – 40 GHz, 2.4GHz WLAN, Chain B – 6GHz WLAN, Chain B – BT, Chain A
DTS: 802.11b, 20MHz, 1Mbps – UNII: 802.11ax, 20MHz, HE0 – BT: DH5

Radiated Spurious – DTS: CH7 – UNII 5: CH45 – BT, CH0

Frequency	MaxPeak	Average	Limit	Margin	Polar
MHz	dBµV/m	dBµV/m	dBµV/m	dB	---
4884.0	56.6	---	74.0	17.4	H
4884.0	---	52.4	54.0	1.6	H
5146.0	53.6	---	74.0	20.4	H
5146.0	---	43.9	54.0	10.1	H
17814.0	---	40.1	54.0	13.9	H
17819.5	52.5	---	74.0	21.5	V
25902.5	49.6	---	74.0	24.4	V
25913.0	---	37.0	54.0	17.0	V
39859.2	56.5	---	74.0	17.4	V
39939.7	---	45.9	54.0	8.1	H

Radiated Spurious – DTS: CH7 – UNII 6: CH105 - BT, CH0

Frequency	MaxPeak	Average	Limit	Margin	Polar
MHz	dBµV/m	dBµV/m	dBµV/m	dB	---
4884.0	55.5	---	74.0	18.5	V
4884.0	---	49.8	54.0	4.2	V
17822.0	52.6	---	74.0	21.4	V
17825.5	---	40.0	54.0	14.0	H
25894.5	50.0	---	74.0	24.0	H
25900.0	---	39.6	54.0	14.4	V
39662.0	58.3	---	74.0	15.7	V
39704.4	---	45.3	54.0	8.7	V

Radiated Spurious – DTS: CH7 – UNII 7: CH149 - BT, CH0

Frequency	MaxPeak	Average	Limit	Margin	Polar
MHz	dBµV/m	dBµV/m	dBµV/m	dB	---
4884.0	56.5	---	74.0	17.5	H
4884.0	---	51.2	54.0	2.8	H
5356.0	54.2	---	74.0	19.8	V
5356.0	---	45.2	54.0	8.8	H
17164.0	52.4	---	74.0	21.6	H
17198.0	---	38.4	54.0	15.6	H
25847.0	50.2	---	74.0	23.8	H
25860.0	---	36.1	54.0	17.9	V
39455.7	56.8	---	74.0	17.2	H
39529.9	---	45.0	54.0	9.0	H

Radiated Spurious – DTS: CH7 – UNII 8: CH209 - BT, CH0

Frequency	MaxPeak	Average	Limit	Margin	Polar
MHz	dBµV/m	dBµV/m	dBµV/m	dB	---
4881.5	55.8	---	74.0	18.2	V
4884.0	---	49.9	54.0	4.1	V
5596.0	---	44.5	54.0	9.5	H
5607.5	55.5	---	74.0	18.5	H
17779.5	51.7	---	74.0	22.3	H
17795.5	---	40.0	54.0	14.0	H
25910.5	49.8	---	74.0	24.2	H
25913.0	---	36.9	54.0	17.1	H
39875.1	56.7	---	74.0	17.3	H
39885.2	---	46.4	54.0	7.6	H

BT Co-Run A – CDB SISO

**1 GHz – 40 GHz, 2.4GHz WLAN, Chain B – 6GHz WLAN, Chain A – BT, Chain A
DTS: 802.11b, 20MHz, 1Mbps – UNII: 802.11ax, 20MHz, HE0 – BT: DH5**

Radiated Spurious – DTS: CH7 – UNII 5: CH45 – BT, CH78

Frequency	MaxPeak	Average	Limit	Margin	Polar
MHz	dBμV/m	dBμV/m	dBμV/m	dB	---
2600.0	53.4	---	74.0	20.6	V
2600.0	---	42.8	54.0	11.2	H
4884.0	---	50.8	54.0	3.2	H
4884.0	56.2	---	74.0	17.8	H
5146.0	53.1	---	74.0	20.9	H
5146.0	---	43.0	54.0	11.0	H
14880.0	50.5	---	74.0	23.5	V
14880.5	---	39.4	54.0	14.6	V
24699.0	47.6	---	74.0	26.4	V
24700.0	---	35.9	54.0	18.1	V
39871.8	---	45.8	54.0	8.2	H
39872.7	57.2	---	74.0	16.8	V

Radiated Spurious – DTS: CH7 – UNII 6: CH105 - BT, CH78

Frequency	MaxPeak	Average	Limit	Margin	Polar
MHz	dBμV/m	dBμV/m	dBμV/m	dB	---
2600.0	---	42.6	54.0	11.4	H
2600.0	53.4	---	74.0	20.6	V
4884.0	55.7	---	74.0	18.3	H
4884.0	---	51.1	54.0	2.9	H
5180.0	---	44.6	54.0	9.4	H
5180.0	54.5	---	74.0	19.5	H
17797.0	53.0	---	74.0	21.0	V
17804.5	---	40.0	54.0	13.9	V
25900.0	---	39.2	54.0	14.8	V
25901.0	49.5	---	74.0	24.5	V
39891.5	---	46.2	54.0	7.8	H
39920.0	57.0	---	74.0	17.0	H

Radiated Spurious – DTS: CH7 – UNII 7: CH149 - BT, CH78

Frequency	MaxPeak	Average	Limit	Margin	Polar
MHz	dBµV/m	dBµV/m	dBµV/m	dB	---
4884.0	---	47.3	54.0	6.7	V
4884.5	54.1	---	74.0	19.9	V
5349.5	54.6	---	74.0	19.4	V
5356.0	---	43.9	54.0	10.1	V
13390.0	---	39.4	54.0	14.6	V
13391.5	50.1	---	74.0	23.9	V
14872.0	50.6	---	74.0	23.4	V
14881.0	---	39.1	54.0	14.9	V
25913.0	---	36.9	54.0	17.1	H
25929.0	50.0	---	74.0	24.0	H
39658.2	57.0	---	74.0	17.0	V
39703.0	---	45.3	54.0	8.7	V

Radiated Spurious – DTS: CH7 – UNII 8: CH209 - BT, CH78

Frequency	MaxPeak	Average	Limit	Margin	Polar
MHz	dBµV/m	dBµV/m	dBµV/m	dB	---
2600.0	54.0	---	74.0	20.0	H
2600.0	---	42.5	54.0	11.5	H
4884.0	56.3	---	74.0	17.7	H
4884.0	---	50.2	54.0	3.8	H
5596.0	---	46.5	54.0	7.5	V
5596.0	55.7	---	74.0	18.3	V
9431.5	60.6	---	74.0	13.4	V
9431.5	---	49.2	54.0	4.8	V
14872.5	51.0	---	74.0	23.0	H
14880.5	---	39.3	54.0	14.7	V
25918.0	50.2	---	74.0	23.8	V
25946.0	---	36.9	54.0	17.1	H
39627.3	55.8	---	74.0	18.2	H
39674.1	---	45.3	54.0	8.7	H