





Annex C. Photographs

C.1 Test Setup

Radiated Test Setup

30 MHz – 1 GHz	1GHz – 6.4GHz
	
6.4 GHz – 18 GHz	18 GHz – 40 GHz
	


Conducted Test Setup

Conducted Setup



C.2 Test Sample

Sample #01



Sample #02

<p>Module Front</p> <p>Eng. Sample - Not for Sale or Lease Intel® Model: AX411NGW Made in China TA: M47597-001 WFM: 3413EF0749A ICN: GPR4_23.2</p> <p>WiFi: MD: BL BT: 0x13 0x06 S: A4 P3 1.0 CMN: 0xA657 PCB: Redboard MVT: 15 Ver: T1.0d0 BDP ChA: Walsin 0.9.40db BDP ChB: Walsin 0.9.40db Intel Wireless (Gold)</p> <p>210611-02.S19 A07-14</p>	<p>Module Back</p> <p>PB#: M20915-901 2LI intel J29H103CV-0 102 1:00 B07-14</p>
<p>Adaptor front (with absorber)</p>	<p>Adaptor back</p> <p>M2 PWR BY ADP SNJA4 ASS00779-00-D0 WO111598</p>
<p>Extender board</p> <p>M2-A3030-FLEX 12" ABEXLEC.COM 2-303</p>	<p>Laptop</p>
<p>Main Antenna</p> <p>intel WRF LAB EUT # 210611-02.S13</p>	<p>Aux Antenna</p> <p>Comp: intel WRF LAB EUT # SkyCros 210611-02.S14 Shanghai Branch Antenna Type: WIMAX / WLAN Date: TEL: +86-21-6434 8850 EXT.101</p>

Sample #03

<p>Module Front</p> 	<p>Module Back</p> 
<p>Adaptor front (with absorber)</p> 	<p>Adaptor back</p> 
<p>Extender board</p> 	<p>Laptop</p> 
<p>Main Antenna</p> 	<p>Aux Antenna</p> 

End of the report

This page is left intentionally blank and marks the last page of the test report.