


3. **Setup photo**




## Section 2. Dimensioned Photos and Drawings of Antennas

Include the dimensioned photo and drawing of Main antenna here.

Main Antenna Drawing:




Main Antenna Photo (Front/Back):




Note: antenna photo should include L type ruler

Include the dimensioned photo and drawing of Aux antenna here.

Aux Antenna Drawing:



Aux Antenna Photo (Front/Back):

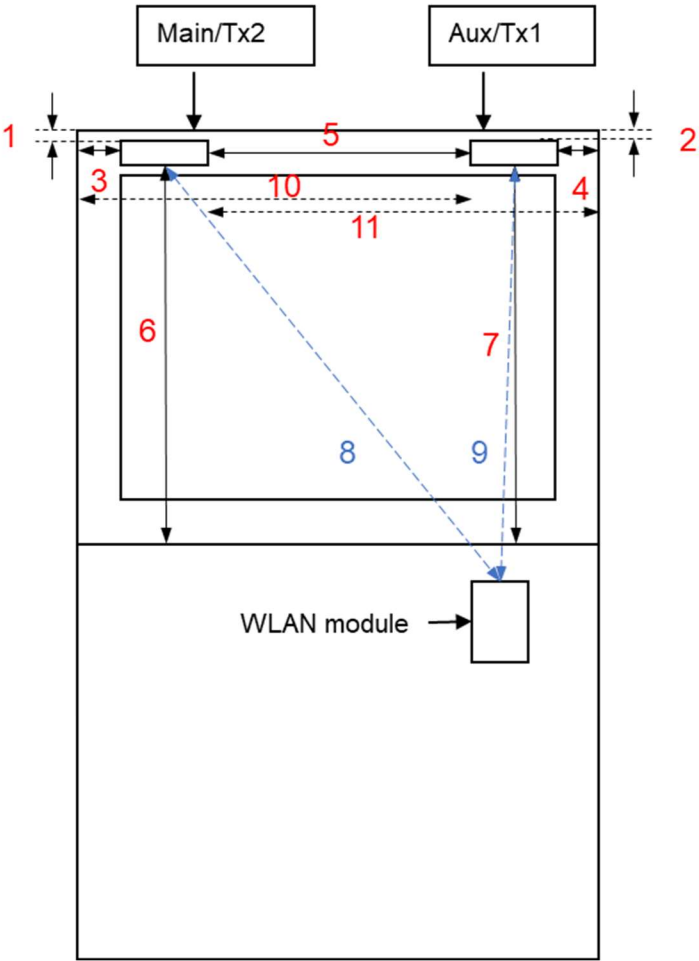


Note: antenna photo should include L type ruler

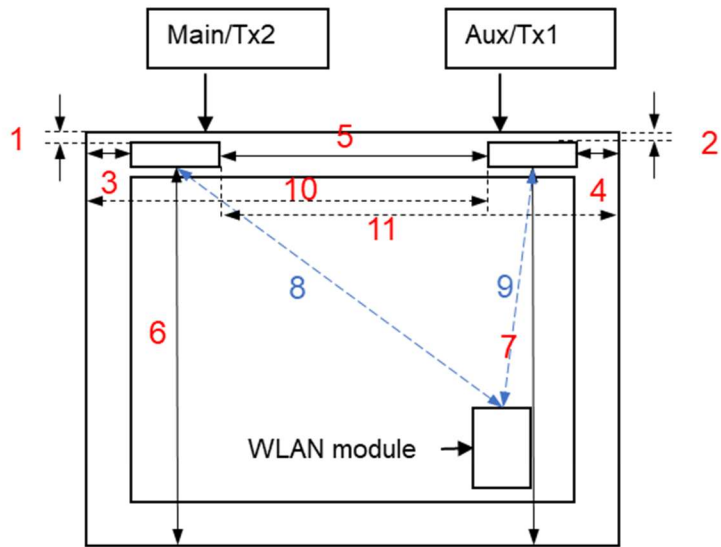
Section 4. Antenna Host Platform Location Information

Include a **dimensioned photo(s) or dimensioned drawing(s)** of Main and Aux antenna placements (measurements are not required for receive-only antenna).

Any antenna that transmits must show dimensions to bottom of laptop. Provide a description of the materials that are used for supporting or surrounding transmit antennas; for example, non-conductive plastics vs. conductive coated plastic or metallic materials.



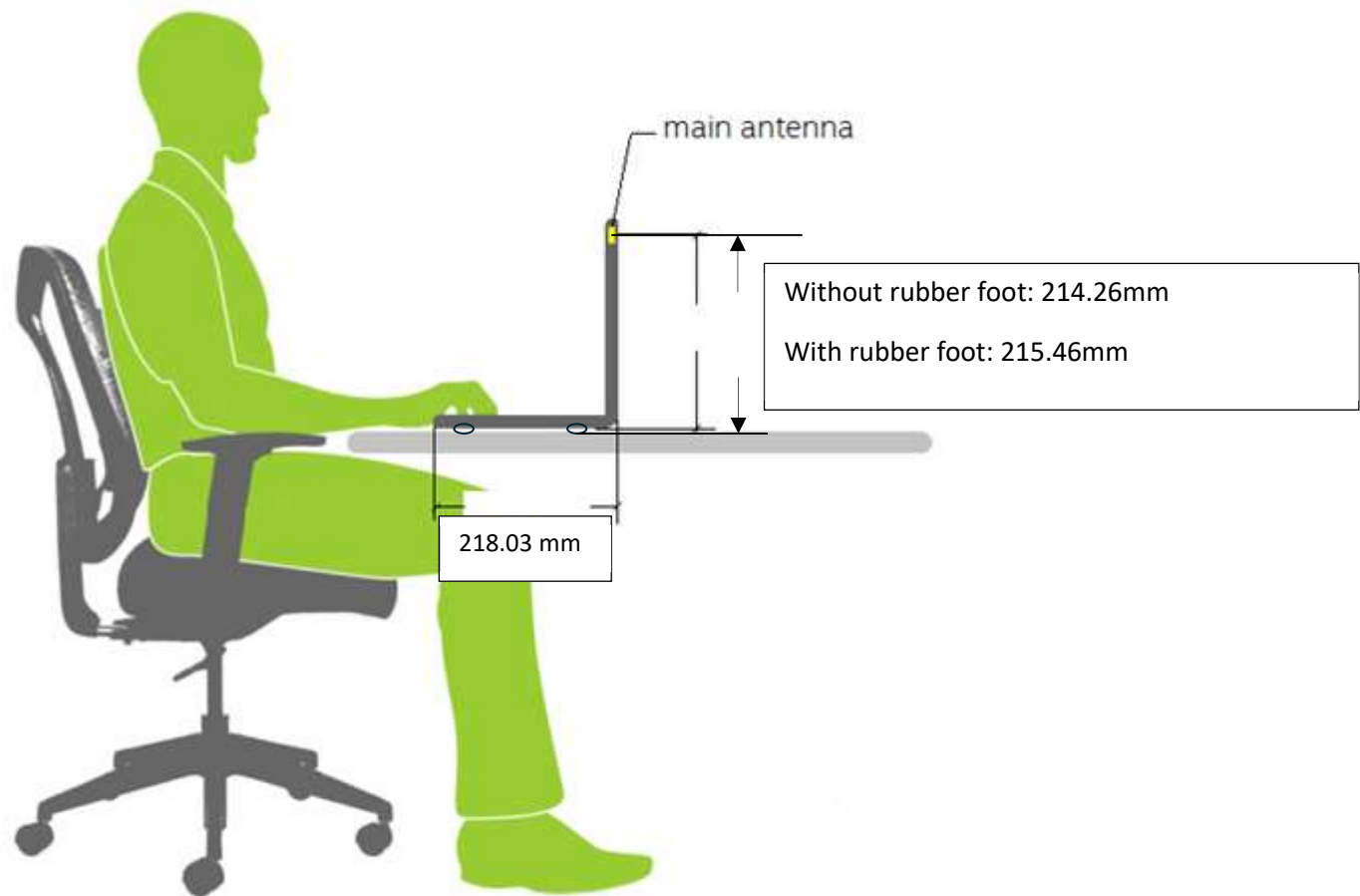
Dimension:	1	2	3	4	5	6	7	8	9	10	11
(mm)	3.5	3.5	50.5	50.5	142	199.7	199.7	316.71	241.6	232.5	232.5

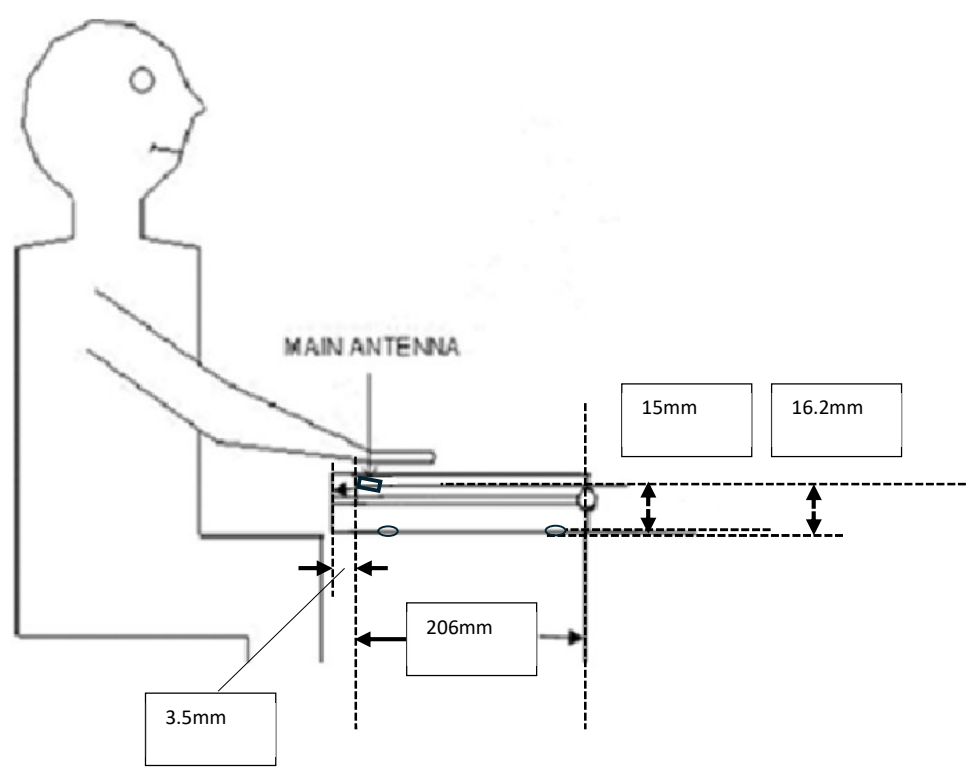


Dimension:	1	2	3	4	5	6	7	8	9	10	11
(mm)	3.5	3.5	50.5	50.5	142	199.7	199.7	251.42	143.46	232.5	232.5

Section 5. Antenna dimensional information for SAR evaluation

Include a **dimensioned photo(s) or dimensioned drawing(s)** showing the distance (mm) between the transmit antennas and the user. For notebook/laptop hosts show lapheld position (example below). For tablet hosts show all orientations including lapheld, primary & secondary portrait, primary & secondary landscape positions. Include a description of any proximity sensors or power throttling implementations that limit or exclude use of any host orientation.

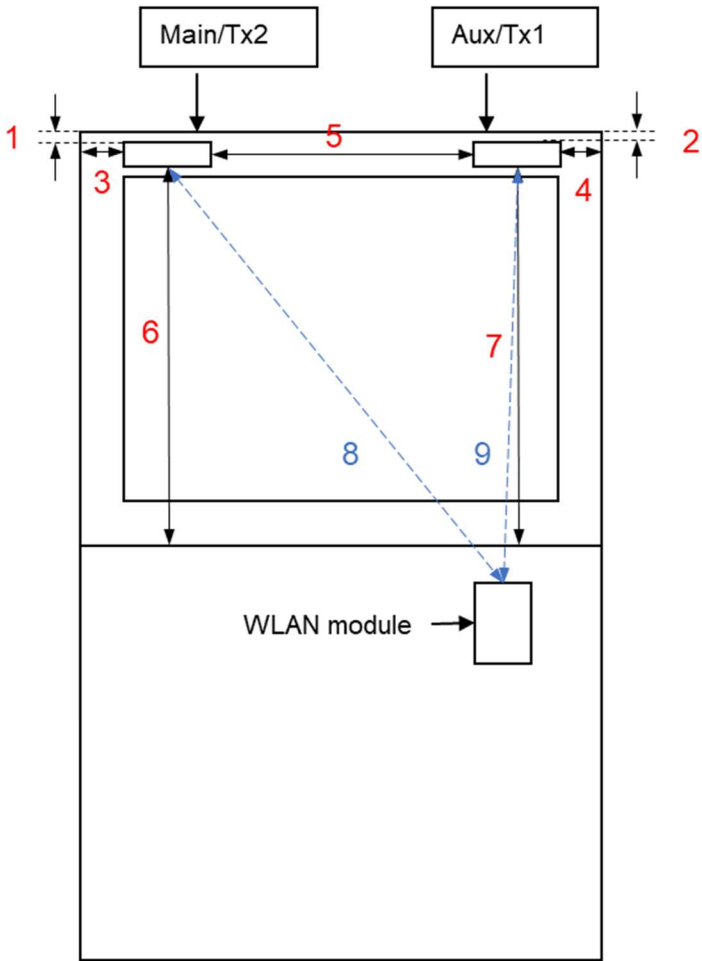




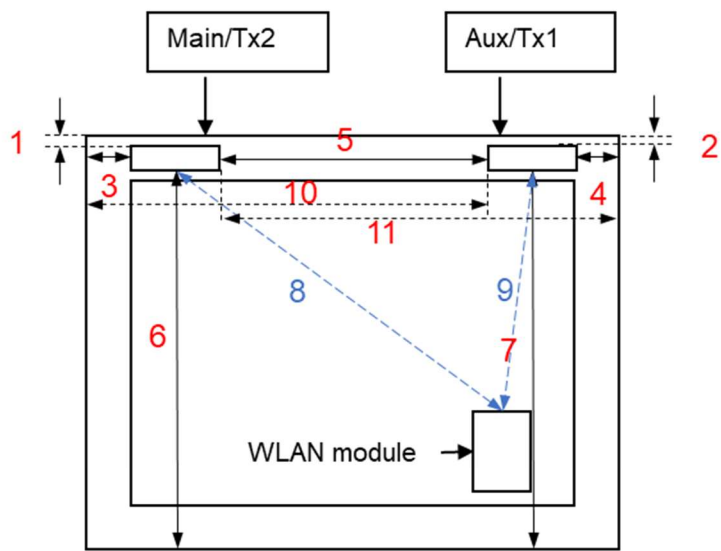
Section 6. Diagram Example of Co-Location Antenna Separation

Include a **dimensioned photo or dimensioned drawing** showing the distance (mm) between all WLAN transmit antennas and other co-located radiator transmit antenna such as Bluetooth, WWAN,..

(Note: Due to the evolving rules regarding co-location, each platform will need to be reviewed on a case by case basis)



NB Dimension: (mm)	WLAN module to TX2	316.71
	WLAN module to TX1	241.6



NB Dimension: (mm)	WLAN module to TX2	251.42
	WLAN module to TX1	143.46