



Section 2. Dimensioned Photos or Drawings of Antennas

Include a dimensioned photo and dimensioned drawing of Main antenna here.

Main Antenna Dimensioned Drawing:

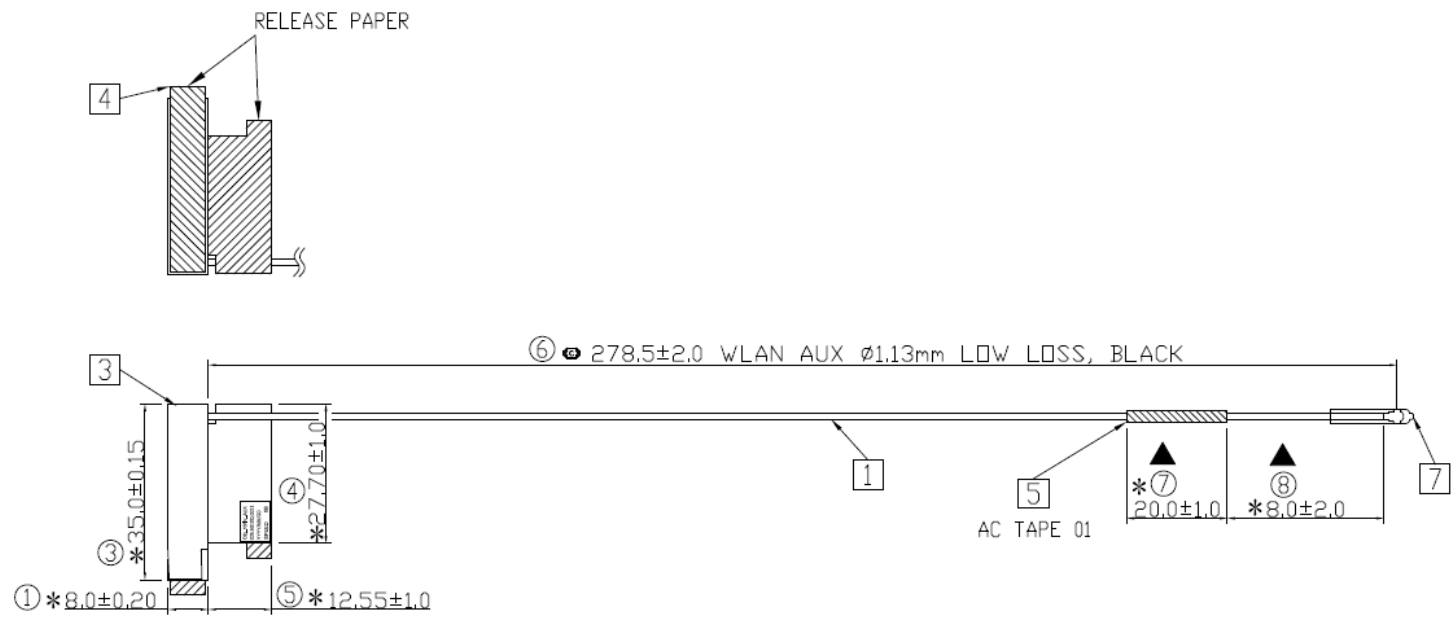


Main Antenna Photo:




Include a dimensioned photo and dimensioned drawing of Aux antenna here.

Aux Antenna Dimensioned Drawing:




Aux Antenna Photo:



Include front view photo of all 2 antennas here.

Antenna Manufacturer: Speed.


Antenna Part Number: F-0G-FS-6122-001 (Main), F-0G-FS-6122-002 (Aux)



Include back view photo of all 2 antennas here.

Antenna Manufacturer: Speed.

Antenna Part Number: F-0G-FS-6122-001 (Main), F-0G-FS-6122-002 (Aux)



Note: antenna photo should include L type ruler