


3. Setup photo

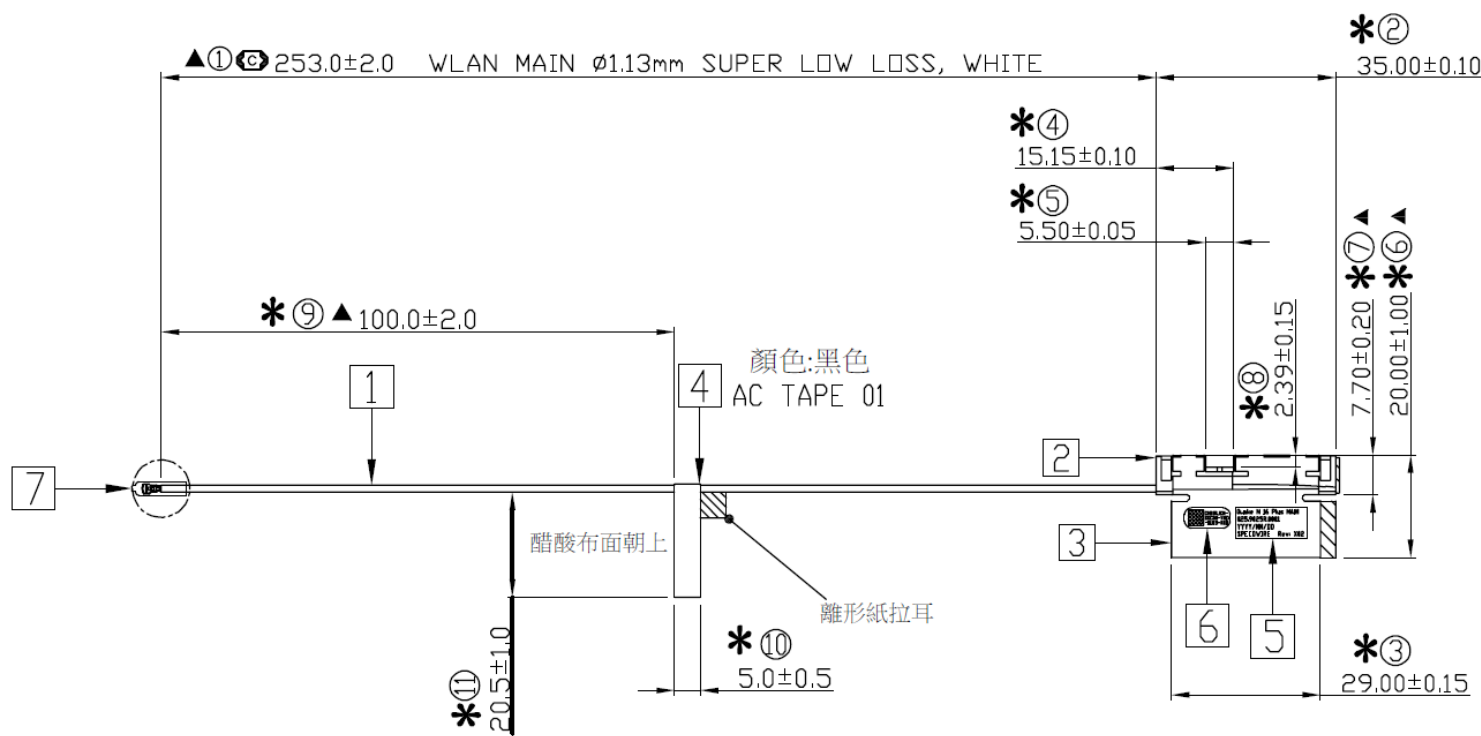
Test Conditions

- NB under test placed on a non-conductive structure at sufficient height to be in the 'quiet zone' of the chamber
- The NB under test must be fully populated with a power, motherboard, hard drive, disk drives, etc... The purpose is to characterize the antennas on a fully populated customer deliverable unit.
- NB's panel should be parallel with XY-plane and face to Y-axis, see diagram below.




Section 2. Dimensioned Photos and Drawings of Antennas  
Include the dimensioned photo and drawing of Main antenna here.

Main Antenna Drawing:



Main Antenna Photo (Front/Back):



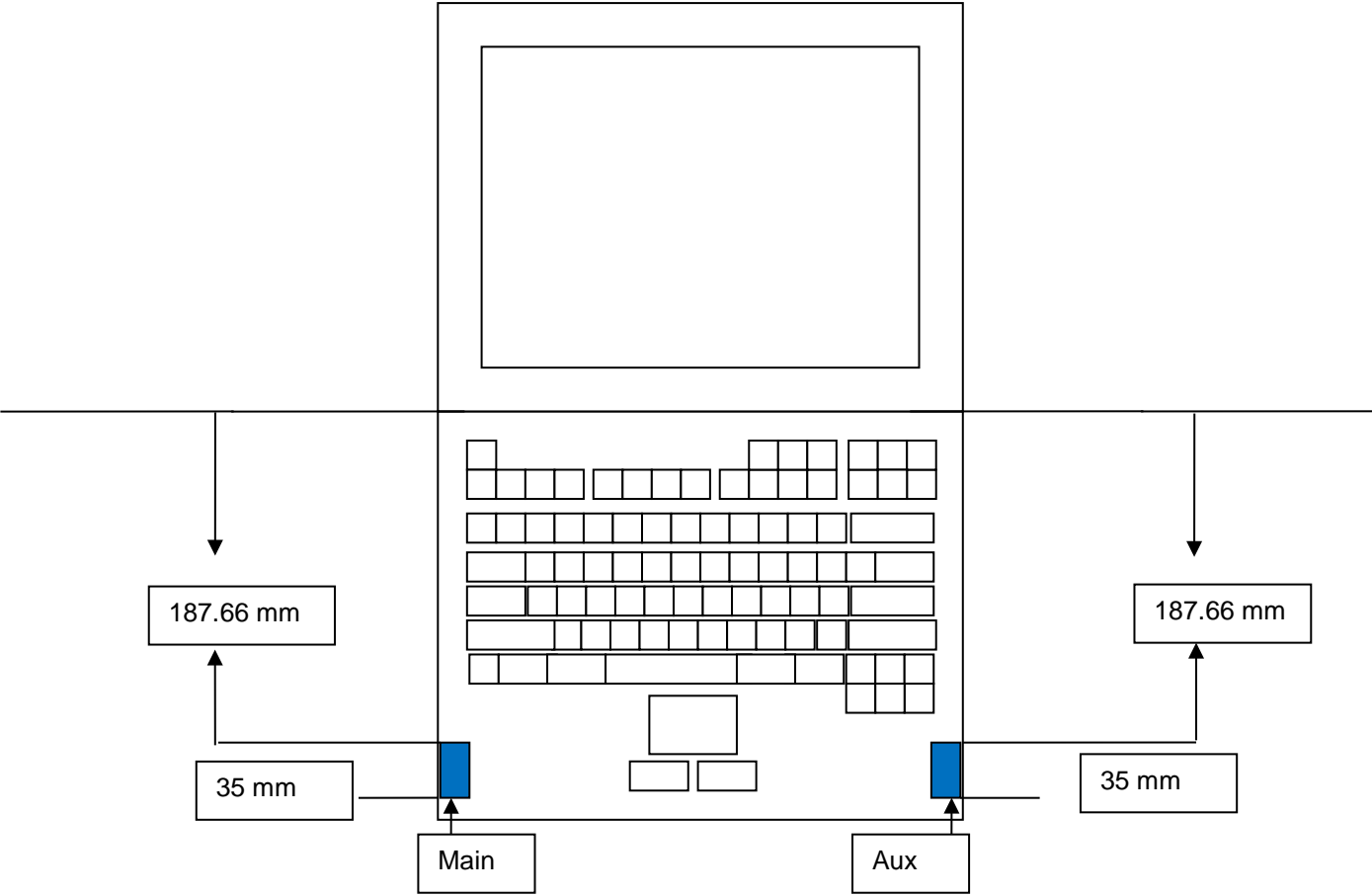
Note: antenna photo should include L type ruler



Section 4. Antenna Host Platform Location Information

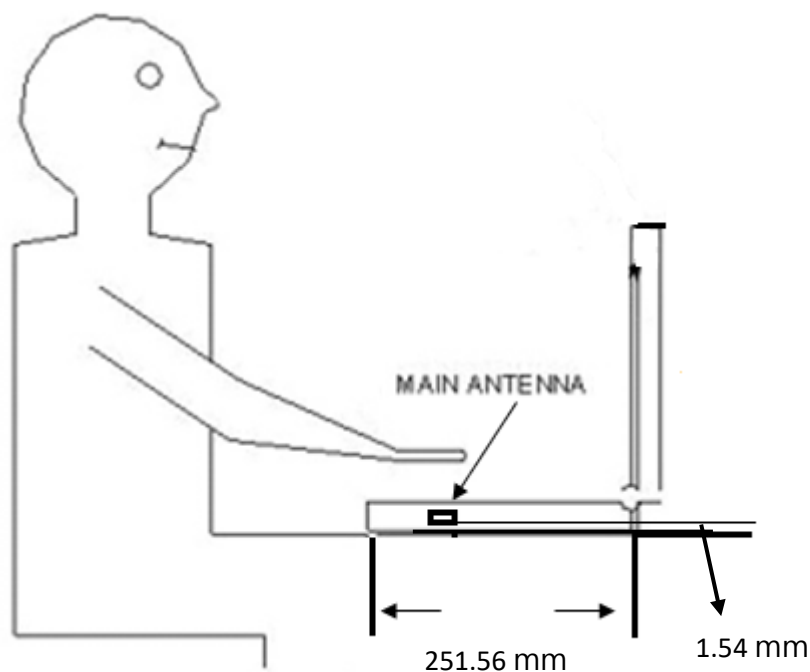
Include a **dimensioned photo(s) or dimensioned drawing(s)** of Main and Aux antenna placements (measurements are not required for receive-only antenna).

Any antenna that transmits must show dimensions to bottom of laptop. Provide a description of the materials that are used for supporting or surrounding transmit antennas; for example, non-conductive plastics vs. conductive coated plastic or metallic materials.



## Section 5. Antenna dimensional information for SAR evaluation

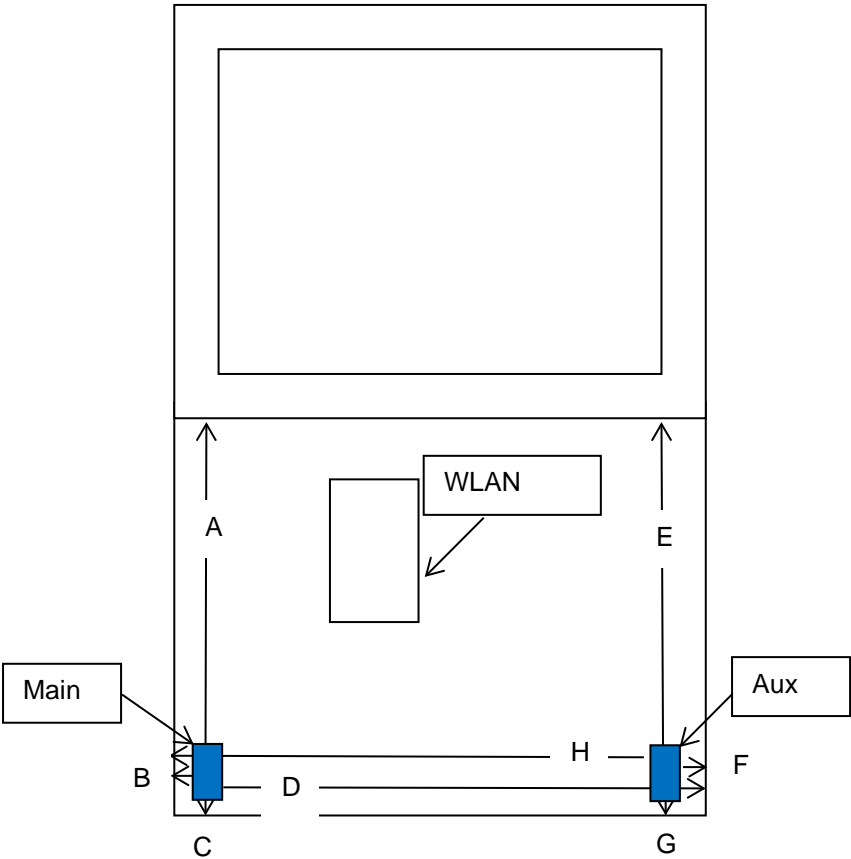
Include a **dimensioned photo(s) or dimensioned drawing(s)** showing the distance (mm) between the transmit antennas and the user. For notebook/laptop hosts show lapheld position (example below). For tablet hosts show all orientations including lapheld, primary & secondary portrait, primary & secondary landscape positions. Include a description of any proximity sensors or power throttling implementations that limit or exclude use of any host orientation.



Section 6. Diagram Example of Co-Location Antenna Separation

Include a **dimensioned photo or dimensioned drawing** showing the distance (mm) between all WLAN transmit antennas and other co-located radiator transmit antenna such as Bluetooth, WWAN,..

(Note: Due to the evolving rules regarding co-location, each platform will need to be reviewed on a case by case basis)



Distance	A	B	C	D	E	F	G	H
(mm)	187.66	2.3	28.9	326.38	187.66	2.3	28.9	326.38