





Annex F. Photographs

F.1 Test Sample

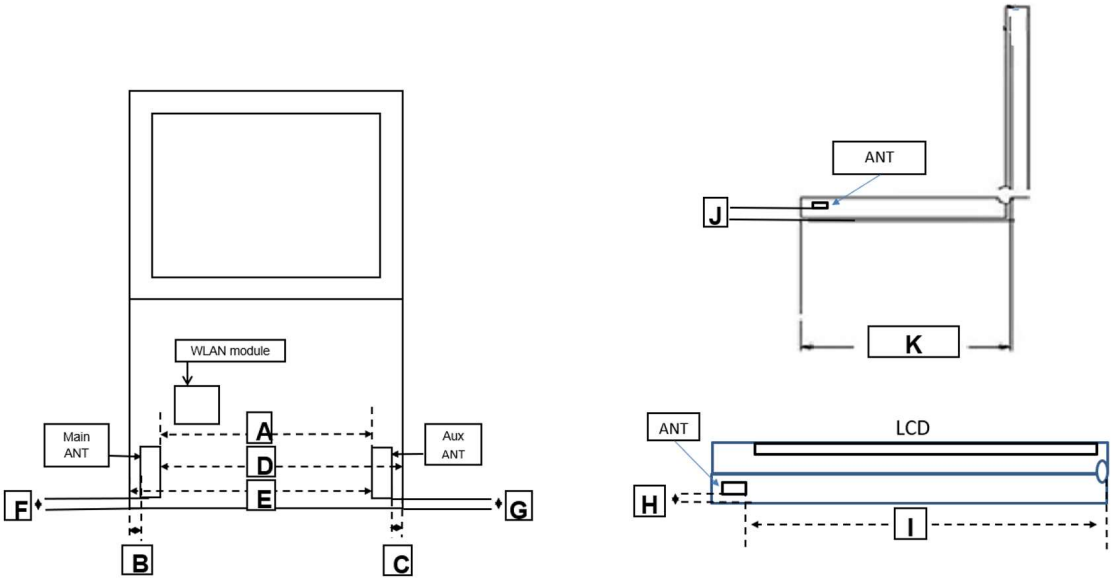


F.2 Test positions

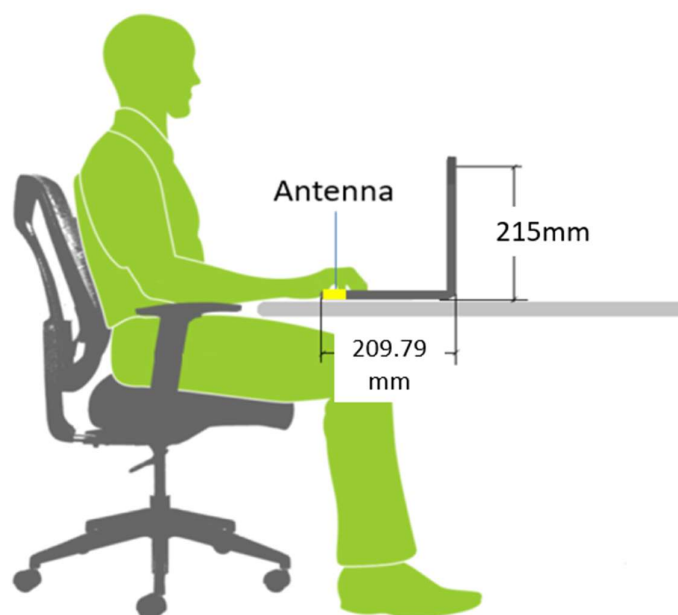
Sample Laptop	Sample Back face
	
Sample Left edge	Sample Right edge
	

F.3 Antenna host platform location and adjacent edge positions relative to the body

All information (diagrams, values and dimensions) in this section is provided by the manufacturer


Antenna Host Platform location		
		
Antenna Host Platform location		
Item	Location	Distance (mm)
A	ANT to ANT	274.9
B	ANT to edge	4.80
C	ANT to edge	4.7
D	ANT to edge	290.43
E	ANT to edge	290.43
F	ANT to edge	52.39
G	ANT to edge	52.39
H	ANT to edge	2.65
I	ANT to edge	127.4
J	ANT to edge	(有腳墊)3.78 (無腳墊)3.14
K	SYSTEM	209.79

Antenna Host Platform location



F.4 Phantom liquid level during measurements

ELI phantom Body liquid SAR Dasy SPEAG MBBL600-6000V6 Batch 160603-1



End of the report

This page is intentionally left blank and marks the last page of the test report.