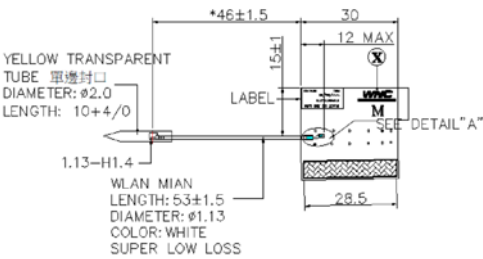



3D Antenna Peak Gain required being test in system basis.

Section 2. Dimensioned Photos and Drawings of Antennas

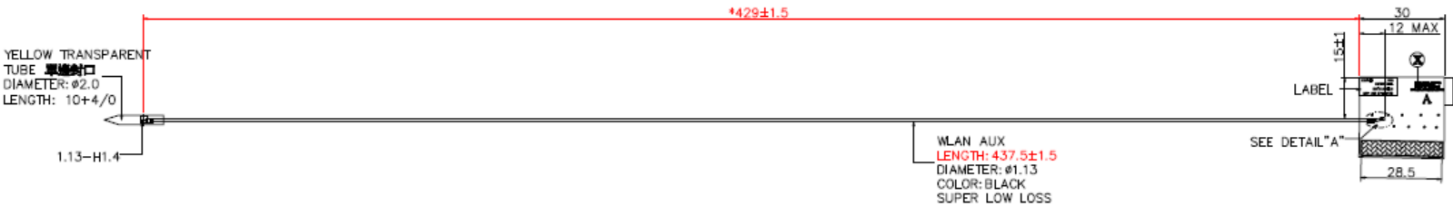
Main Antenna Drawing:



Main Antenna Photo (Front/Back):




Aux Antenna Drawing:



Aux Antenna Photo (Front/Back):





**Note: antenna photo should include L type ruler**