



b. Equipment list

Equipment Description	Manufacturer	Identification no.	Current calibration date	Next calibration date
Network analyzer	Agilent	E5071C	2022/01/07	2023/01/06
Measurement software	ETS-Lindgren	EMQuest	N/A	N/A
Multi axis positioning system(MAPSTM)	ETS-Lindgren	EMCO 2115	N/A	N/A
Multi axis positioning system(MAPSTM)	ETS-Lindgren	EMCO 2110	N/A	N/A
MAPSTM controller	ETS-Lindgren	EMCO 2090	N/A	N/A
ETS OTA CHAMBER	ETS-Lindgren	AMS8500	2022/03/03	2023/03/02
Horn antenna	ETS-Lindgren	3164-10	2022/03/03	2023/03/02

Note: Chamber calibration included full set of implement

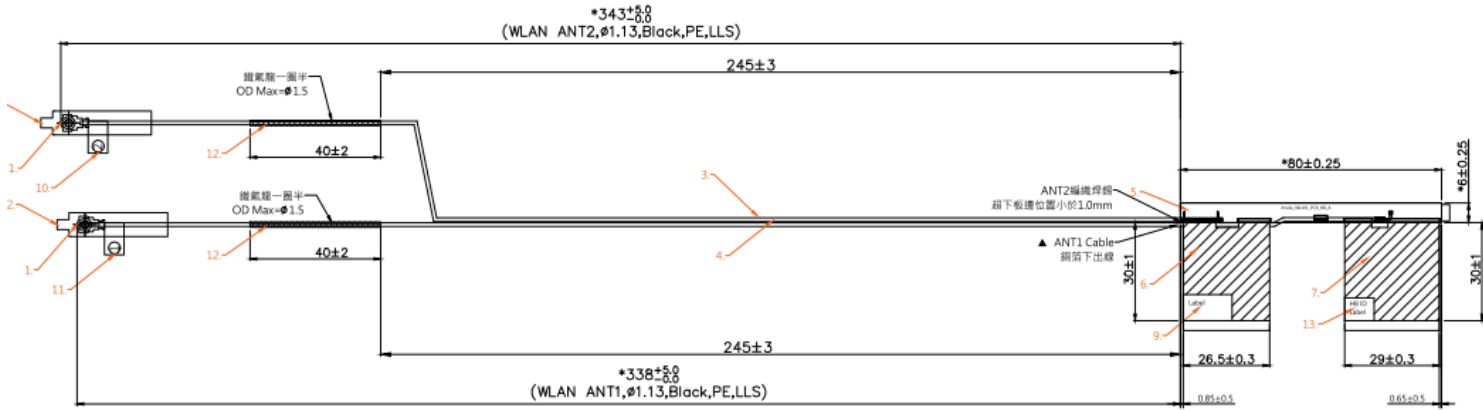
3. Setup photo



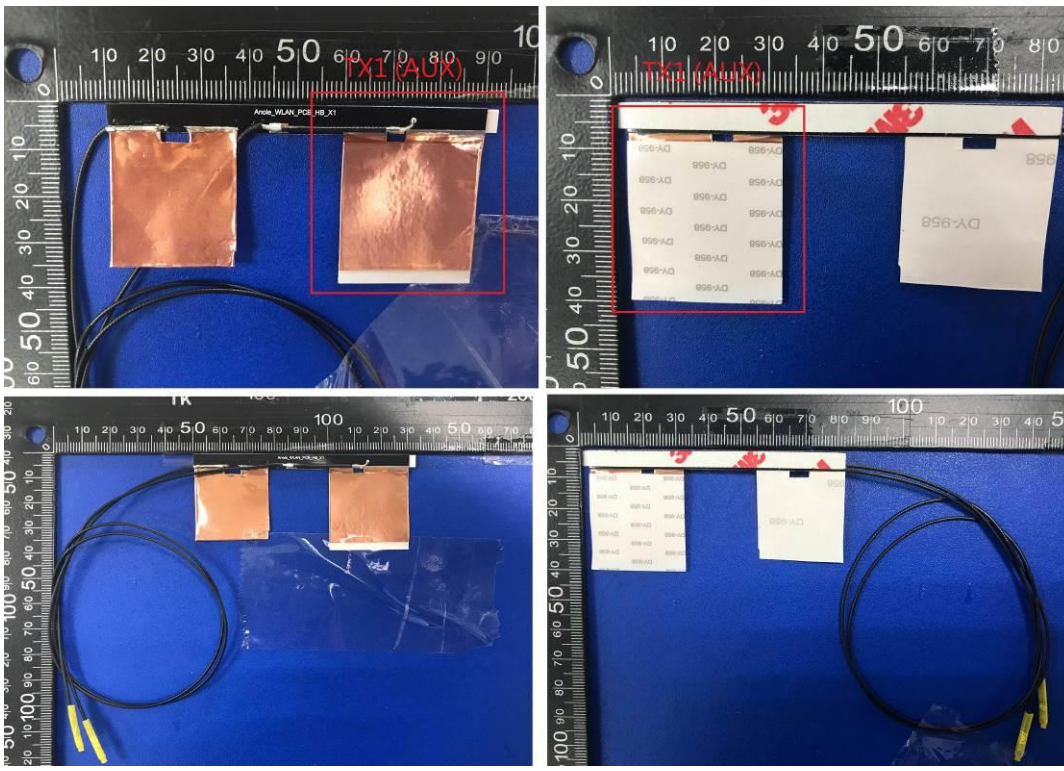
Note: antenna photo should include L type ruler

Include the dimensioned photo and drawing of Aux antenna here.

Aux Antenna Drawing:



Aux Antenna Photo (Front/Back):



Antenna Manufacturer: HONG-BO

Antenna Part Number: 6036B0316701 (00-2602751350) (Tx2 or Rx2)(Main)

, 6036B0316701 (00-2602751350) (Tx1)(Aux)

Note: antenna photo should include L type ruler