




# Annex G. Photographs

## G.1 Test Sample





Sample S01

<div>Sample Front</div> 	<div>Sample Back</div> 
<div>Tablet Mode - Screen</div> 	<div>Tablet Mode - Keyboard</div> 
<div>Laptop Mode</div> 	

Sample S04



Sample Front	Sample Back
	
Tablet Mode - Screen	Tablet Mode - Keyboard
	
Laptop Mode	
	

G.2 SAR Test position

Top Edge	Back Face
	
Left Edge	Right Edge
	

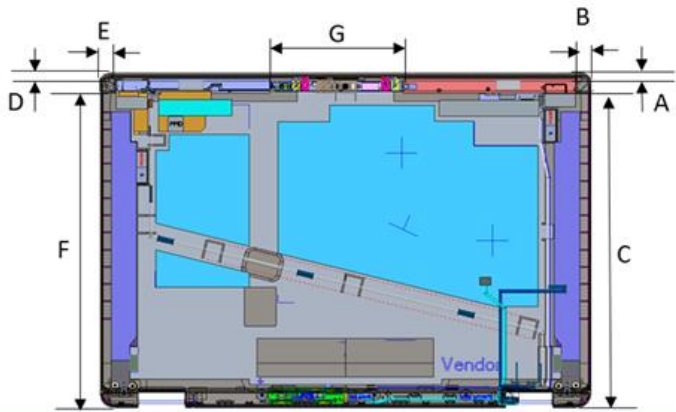
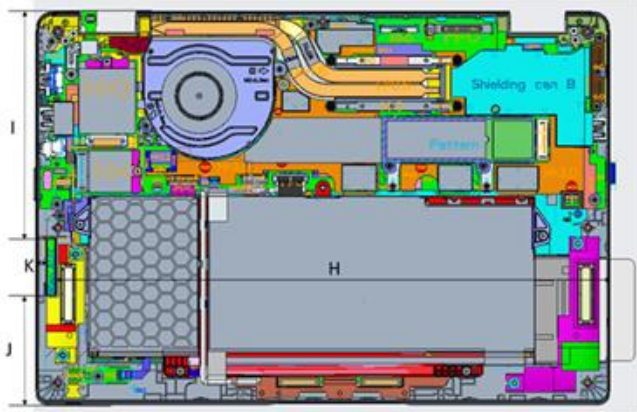
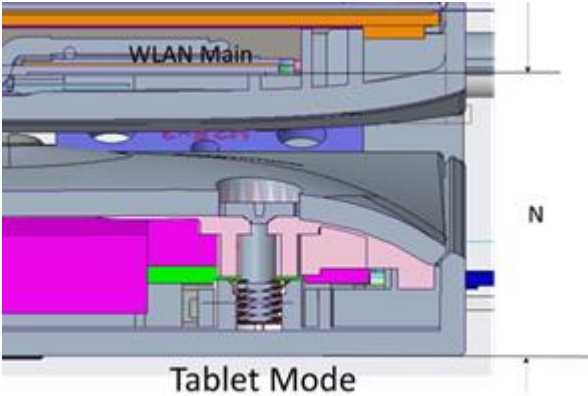
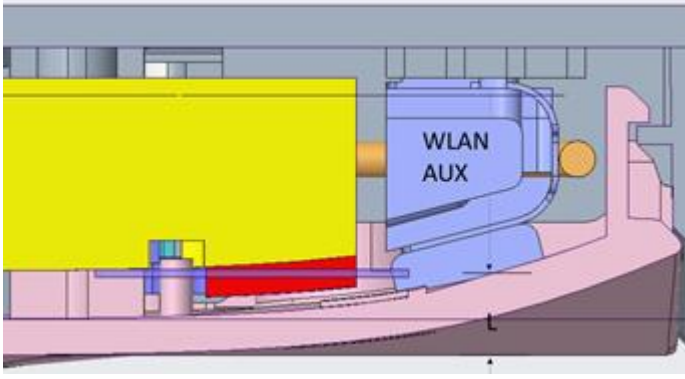


G.3 PD Test position

Laptop @2.5mm	Laptop @2.5mm (close view)
	

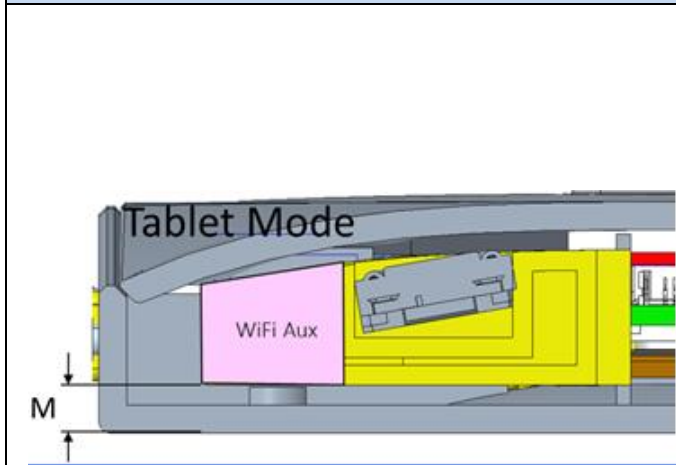
**G.4     Antenna host platform location and adjacent edge positions relative to the body**

All information (diagrams, values and dimensions) in this section are provided by the manufacturer

Information provided by the customer	
Antenna Host Platform location	Antenna Host Platform location
	
Antenna Host Platform location	Antenna Host Platform location
	

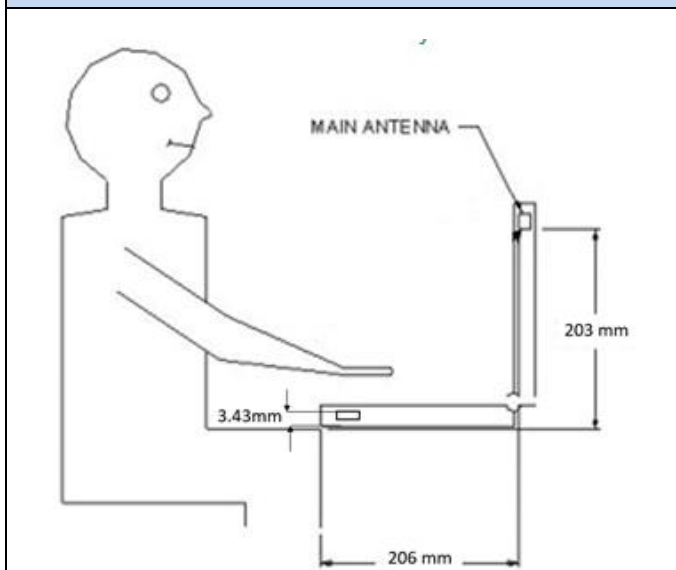
Information provided by the customer

Antenna Host Platform location and co-location separation

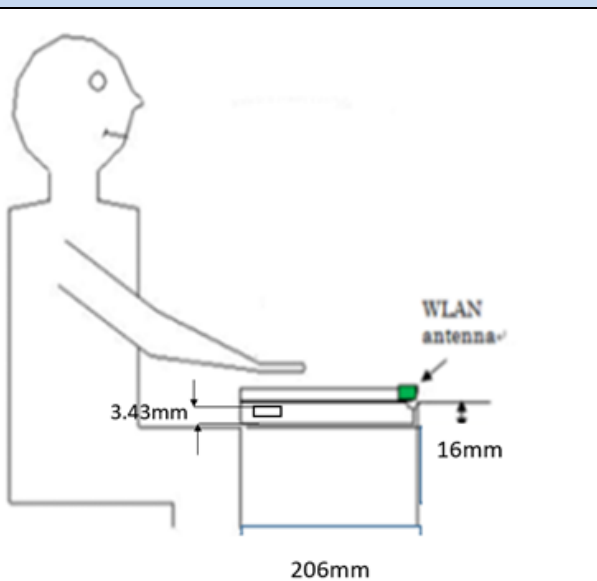


Item	Antenna function	Distance (mm)
A	WWan-main to edge	3.63
B	WWan-main to right edge	9.75
C	WWan-main to edge	195.765
D	WWan-combo to edge	3.63
E	WWan-combo to left edge	9.75
F	WWan-combo to table	195.765
G	WWan-main to WWan-combo	83.2
H	Wlan-aux to right edge	293.3
I	Wlan-aux to up edge	119.3
J	Wlan-aux to bottom edge	55.6
K	Wlan-aux to left edge	3.6
L	Wlan-aux to D cover edge	3.43
Below table for tablet mode		
M	Wlan-aux to C cover edge	2.4
N	Wlan-main to C cover edge	16.092

Notebook mode antenna location




Tablet mode antenna location



## G.5 Phantom liquid level during measurements

ELI phantom Head liquid SAR SPEAG HBBL600-10000V6 Batch – 210331-1



### **End of the report**

**This page is intentionally left blank and marks the last page of the test report.**