

Annex F. Photographs

F.1 Test Sample

Sample S05


<div>Front Sample S05</div> 	<div>Back Sample S05</div> 
<div>Screen Side Sample S05</div> 	<div>Keyboard Side Sample S05</div> 
<div>Laptop Sample S05</div> 	

Sample S07

Front Sample S07	Back Sample S07
	
Screen Side Sample S07	Keyboard Side Sample S07
	
Laptop Sample S07	
	

F.2 Test positions

Top Edge




Back Face



F.3 Antenna host platform location and adjacent edge positions relative to the body

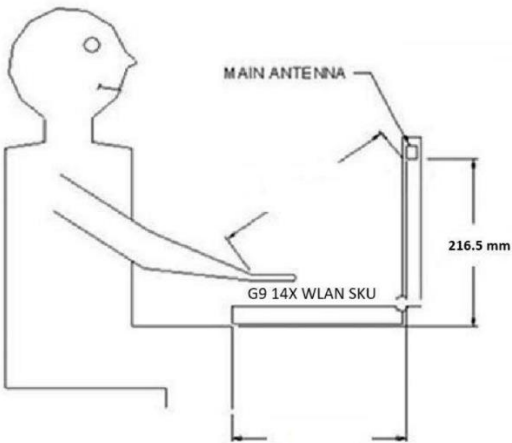
Information provided by the customer

Antenna Host Platform location and co-location separation

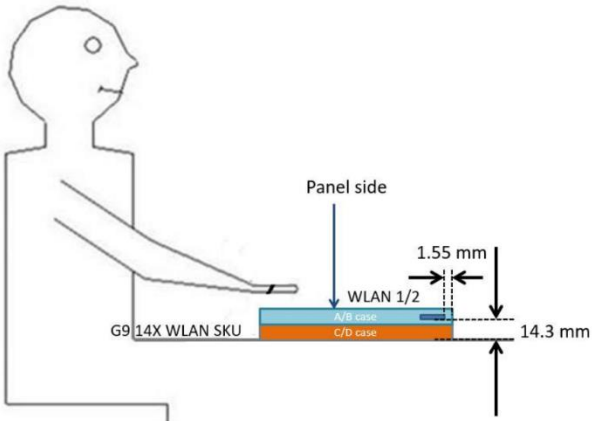


Plot	(mm)
1	44.9
2	1.55
3	140.35
4	40.35
5	225.7
6	230.25
7	216.5

Laptop mode antenna location




Tablet mode antenna location



Phantom liquid level during measurements

ELI phantom Body liquid SAR Dasy SPEAG – 160630-01 - MBBL600-6000V6 Batch -1



End of the report

This page is intentionally left blank and marks the last page of the test report.