

Annex F. Photographs

F.1 Test Sample


Sample S02

<div>Sample Front</div> 	<div>Sample Back</div> 
<div>Notebook Mode - Keyboard</div> 	<div>Notebook Mode - Screen</div> 
<div>Laptop Mode</div> 	

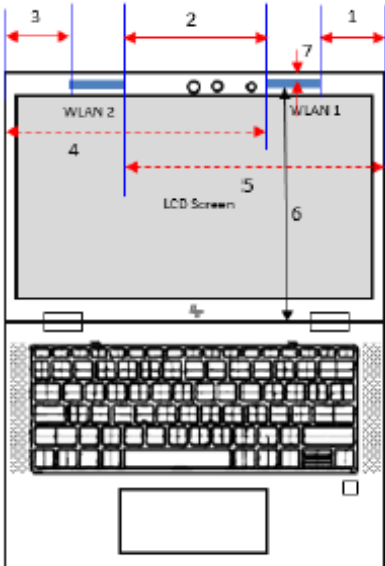
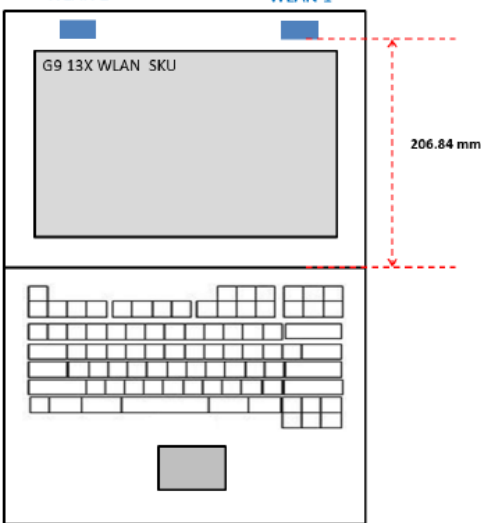
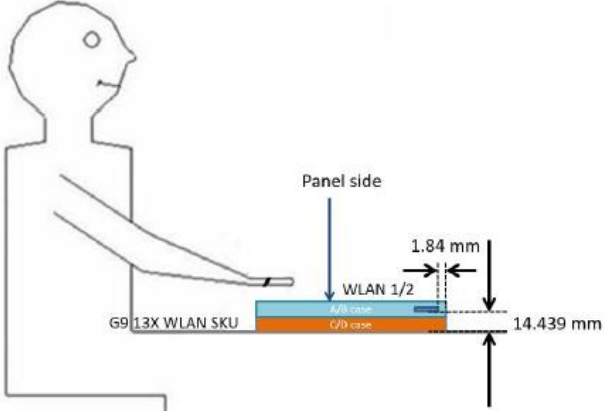
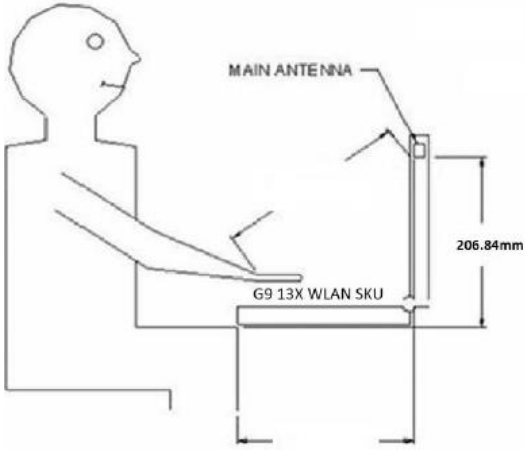
Sample S03

Sample Front	Sample Back
	
Notebook Mode - Keyboard	Notebook Mode - Screen
	
Laptop Mode	
	

F.2 Test positions




F.3 Antenna host platform location and adjacent edge positions relative to the body

Information provided by the customer																	
Antenna Host Platform location and co-location separation																	
	<table><tr><th>Plot</th><th>(mm)</th></tr><tr><td>1</td><td>41.65</td></tr><tr><td>2</td><td>74.1</td></tr><tr><td>3</td><td>41.65</td></tr><tr><td>4</td><td>190.05</td></tr><tr><td>5</td><td>190.15</td></tr><tr><td>6</td><td>206.84</td></tr><tr><td>7</td><td>1.84</td></tr></table>	Plot	(mm)	1	41.65	2	74.1	3	41.65	4	190.05	5	190.15	6	206.84	7	1.84
Plot	(mm)																
1	41.65																
2	74.1																
3	41.65																
4	190.05																
5	190.15																
6	206.84																
7	1.84																
Antenna Host Platform location	Tablet mode antenna location																
																	
Laptop mode antenna location																	
																	

Phantom liquid level during measurements

ELI phantom Body liquid SAR Dasy SPEAG – 160630-01 - MBBL600-6000V6 Batch -1



End of the report

This page is intentionally left blank and marks the last page of the test report.