



# TEST REPORT

|                        |  |
|------------------------|--|
| EUT Description        | Wireless Module installed in Notebook PC                             |
| Brand Name             | Intel® Wi-Fi 6E AX211  |
| Model Name             | AX211D2W   |
| FCC/IC ID              | PD9AX211D2 / 1000M-AX211D2   |
| Date of Test Start/End | 2023-01-26 / 2023-03-08  |
| Features               | 802.11ax, Dual - Band, 2x2 Wi-Fi + Bluetooth® 5.2<br>(see section 5) |
| Description            | Platform: P123F + Hong-Bo antennas                                   |

|                      |   |
|----------------------|---|
| Applicant            | Intel Mobile Communications   |
| Address              | 100 Center Point Circle, Suite 200 / Columbia, SC 29210 / United States |
| Contact Person       | Steven Hackett  |
| Telephone/Fax/ Email | steven.c.hackett@intel.com  |

|                               |  |               |
|-------------------------------|--|---------------|
| Reference Standards           | FCC 47 CFR Part §2.1093<br>RSS-102, issue 5<br>(see section 1) |               |
| RF Exposure Environment       | Portable devices - General population/uncontrolled exposure    |               |
| Exposure Conditions           | Body worn  |               |
|                               | SAR Result   | SAR Limit     |
| Maximum SAR Result & Limit    | 0.40 W/kg (1g)   | 1.6 W/kg (1g) |
| Min. test separation distance | 0mm to phantom, 6.35mm w/bumper to antenna edge                |               |

|                            |  |
|----------------------------|--|
| Test Report identification | 221227-03.TR01   |
| Revision Control           | Rev. 02<br>This test report revision replaces any previous test report revision<br>(see section 8) |

The test results relate only to the samples tested.  
Reference to accreditation shall be used only by full reproduction of test report.

\_\_\_\_\_ Issued by \_\_\_\_\_ Reviewed by \_\_\_\_\_

Edgar Garcia  
(SAR Engineer)

Adel LOUNES  
(SAR Test Lead Engineer)

**Intel Corporation S.A.S – WRF Lab**  
425 rue de Goa – Le Cargo B6 - 06600 Antibes, France  
Tel. +33493001400 / Fax +33493001401

# Table of Contents

---

|  |           |
|--|-----------|
| <b>1. Standards, reference documents and applicable test methods</b> | <b>4</b>  |
| <b>2. General conditions, competences and guarantees</b>             | <b>4</b>  |
| <b>3. Environmental Conditions</b>                                   | <b>5</b>  |
| <b>4. Test samples</b>   | <b>5</b>  |
| <b>5. EUT Features</b>   | <b>6</b>  |
| <b>6. Remarks and comments</b>                                       | <b>9</b>  |
| <b>7. Test Verdicts summary</b>                                      | <b>9</b>  |
| <b>8. Document Revision History</b>                                  | <b>9</b>  |
| <b>Annex A. Test &amp; System Description</b>                        | <b>10</b> |
| A.1 SAR DEFINITION   | 10        |
| A.2 SPEAG SAR MEASUREMENT SYSTEM                                     | 11        |
| A.2.1 SAR Measurement Setup  | 11        |
| A.2.2 E-Field Measurement Probe                                      | 12        |
| A.2.3 Flat Phantom   | 12        |
| A.2.4 Device Positioner  | 13        |
| A.3 DATA EVALUATION  | 14        |
| A.4 SYSTEM AND LIQUID CHECK  | 16        |
| A.4.1 System Check   | 16        |
| A.4.2 Liquid Check   | 17        |
| A.5 TEST EQUIPMENT LIST  | 18        |
| A.5.1 Tissue Simulant Liquid   | 18        |
| A.6 MEASUREMENT UNCERTAINTY EVALUATION                               | 19        |
| A.7 RF EXPOSURE LIMITS   | 20        |
| <b>Annex B. Test Results</b>   | <b>21</b> |
| B.1 TEST CONDITIONS  | 21        |
| B.1.1 Test SAR Test positions relative to the phantom                | 21        |
| B.1.2 Test signal, Output power and Test Frequencies                 | 22        |
| B.1.3 Evaluation Exclusion and Test Reductions                       | 22        |
| B.2 CONDUCTED POWER MEASUREMENTS                                     | 25        |
| B.2.1 WLAN 2.4GHz  | 25        |
| B.2.2 WLAN 5GHz (U-NII)  | 26        |
| B.2.3 Bluetooth  | 32        |
| B.3 TISSUE PARAMETERS MEASUREMENT                                    | 33        |
| B.4 SYSTEM CHECK MEASUREMENTS  | 33        |
| B.5 SAR TEST RESULTS   | 34        |
| B.5.1 802.11b/g/n/ax – 2.4GHz - DTS                                  | 34        |
| B.5.2 802.11a/n/ac/ax – 5.3 GHz – U-NII-2A                           | 34        |
| B.5.3 802.11a/n/ac/ax – 5.6 GHz – U-NII-2C                           | 34        |
| B.5.4 802.11a/n/ac/ax – 5.8 GHz – U-NII-3                            | 34        |
| B.5.5 SAR Measurement Variability                                    | 35        |
| B.5.6 Simultaneous Transmission SAR Evaluation                       | 35        |
| <b>Annex C. Test System Plots</b>                                    | <b>36</b> |
| <b>Annex D. TSL Dielectric Parameters</b>                            | <b>45</b> |
| D.1 BODY 2300 – 2500 MHZ   | 45        |
| D.2 BODY 5200 – 5900 MHZ   | 45        |
| <b>Annex E. Calibration Certificates</b>                             | <b>46</b> |

|   |           |
|---|-----------|
| <b>Annex F. Photographs</b> .....   | <b>47</b> |
| F.1 TEST SAMPLE .....   | 47        |
| F.2 TEST POSITIONS.....   | 48        |
| F.3 ANTENNA HOST PLATFORM LOCATION AND ADJACENT EDGE POSITIONS RELATIVE TO THE BODY ..... | 49        |
| F.4 PHANTOM LIQUID LEVEL DURING MEASUREMENTS .....  | 51        |

## 1. Standards, reference documents and applicable test methods

|      |   |
|------|---|
| FCC  | <ol style="list-style-type: none"> <li>1. FCC Title 47 CFR Part §2.1093 – Radiofrequency radiation exposure evaluation: portable devices. 2021-10-01 Edition</li> <li>2. FCC OET KDB 447498 D04 interim v01 General RF Exposure Guidance v01– RF Exposure Procedures and Equipment Authorization Policies for Mobile and Portable Devices.</li> <li>3. FCC OET KDB 616217 D04 v01r02 – SAR Evaluation Considerations for Laptop, Notebook, Netbook and Tablet Computers.</li> <li>4. FCC OET KDB 865664 D01 v01r04 – SAR Measurement Requirements for 100 MHz to 6 GHz.</li> <li>5. FCC OET KDB 865664 D02 v01r02 – RF Exposure Compliance Reporting and Documentation Considerations.</li> <li>6. IEEE Std 1528-2013 – IEEE Recommended Practice Determining the Peak Spatial-Average Specific Absorption Rate (SAR) in the Human Head from Wireless Communication Devices: Measurement Techniques...</li> </ol>   |
| ISED | <ol style="list-style-type: none"> <li>1. ISED RSS 102, Issue 5 – Radio Frequency (RF) Exposure Compliance of Radio communication Apparatus (All Frequency Bands)</li> <li>2. ISED RSS-102 Supplementary Procedures SPR-001 SAR testing requirements with regard to bystanders for laptop type computers with antennas built-in on display screen (Laptop Mode / Tablet Mode)</li> <li>3. ISED Notice 2020-DRS0020 Applicability of IEC/IEEE 62209-1528 and IEC 62209-3 Standard</li> <li>4. ISED Notice 2016-DRS001 – Applicability of latest FCC RF Exposure KDB Procedures and Other Procedures.</li> <li>5. ISED Notice 2012-DRS0529 – SAR correction for measured conductivity and relative permittivity based on IEC 62209-2 standard.</li> <li>6. FCC OET KDB KDB447498 D01 V06 General RF Exposure Guidance – RF Exposure Procedures and Equipment Authorization Policies for Mobile and Portable Devices.</li> <li>7. FCC OET KDB 616217 D04 v01r02 – SAR Evaluation Considerations for Laptop, Notebook, Netbook and Tablet Computers.</li> <li>8. FCC OET KDB 865664 D01 v01r04 – SAR Measurement Requirements for 100 MHz to 6 GHz.</li> <li>9. FCC OET KDB 865664 D02 v01r02 – RF Exposure Compliance Reporting and Documentation Considerations.</li> <li>10. IEC/IEEE 62209-1528:2020 Measurement procedure for the assessment of specific absorption rate of human exposure to radio frequency fields from hand-held and body-mounted wireless communication devices – Part 1528: Human models, instrumentation, and procedures (Frequency range of 4 MHz to 10 GHz)</li> </ol> |

## 2. General conditions, competences and guarantees

- ✓ Tests performed under FCC standards identified in section 1 are covered by A2LA accreditation.
- ✓ Tests performed under ISED standards identified in section 1 are covered by Cofrac accreditation.
- ✓ Intel Corporation SAS Wireless RF Lab (Intel WRF Lab) is an ISO/IEC 17025:2017 laboratory accredited by the American Association for Laboratory Accreditation (A2LA) with the certificate number 3478.01.
- ✓ Intel Corporation SAS Wireless RF Lab (Intel WRF Lab) is an Accredited Test Firm recognized by the FCC, with Designation Number FR0011.
- ✓ Intel Corporation SAS Wireless RF Lab (Intel WRF Lab) is an ISO/IEC 17025:2017 testing laboratory accredited by the French Committee for Accreditation (Cofrac) with the certificate number 1-6736.
- ✓ Intel Corporation SAS Wireless RF Lab (Intel WRF Lab) is a Registered Test Site listed by ISED, with ISED #1000Y.
- ✓ Intel WRF Lab only provides testing services and is committed to providing reliable, unbiased test results and interpretations.
- ✓ Intel WRF Lab is liable to the client for the maintenance of the confidentiality of all information related to the item under test and the results of the test.
- ✓ Intel WRF Lab has developed calibration and proficiency programs for its measurement equipment to ensure correlated and reliable results to its customers.
- ✓ This report is only referred to the item that has undergone the test.
- ✓ This report does not imply an approval of the product by the Certification Bodies or competent Authorities.

### 3. Environmental Conditions

- ✓ At the site where the measurements were performed the following limits were not exceeded during the tests:

|                    |                |
|--------------------|----------------|
| Temperature        | 21°C ± 1.3°C   |
| Humidity           | 36.1% ± 3.2%   |
| Liquid Temperature | 21.3°C ± 1.0°C |

### 4. Test samples

| Sample | Control #     | Description                              | Model | Serial #      | Date of receipt |
|--------|---------------|--|-------|---------------|-----------------|
| #01    | 221227-03.S01 | Wireless Module installed in Notebook PC | P123F | 7510286300003 | 2022-01-20      |

## 5. EUT Features

The herein information is provided by the customer

Intel WRF Lab declines any responsibility for the accuracy of the stated customer provided information, especially if it has any impact on the correctness of test results presented in this report.

|  |  |                              |                         |
|--|--|------------------------------|-------------------------|
| Brand Name                               | Intel® Wi-Fi 6E AX211                                |                              |                         |
| Model Name                               | AX211D2W   |                              |                         |
| Software Version                         | DRTU-02999.22.180.0                                  |                              |                         |
| Driver Version                           | 22.180.0.4   |                              |                         |
| Prototype / Production                   | Production   |                              |                         |
| Host Identification                      | P123F  |                              |                         |
| Supported Radios                         | 802.11b/g/n/ax                                       | 2.4GHz (2400.0 – 2483.5 MHz) |                         |
|  | 802.11a/n/ac/ax                                      | 5.2GHz (5150.0 – 5350.0 MHz) |                         |
|  |  | 5.6GHz (5470.0 – 5725.0 MHz) |                         |
|  |  | 5.8GHz (5725.0 – 5850.0 MHz) |                         |
|  | 802.11ax   | 6.0GHz (5925.0 - 7125.0MHz)  |                         |
|  | Bluetooth 5.2  | 2.4GHz (2400.0 – 2483.5 MHz) |                         |
| Antenna Information                      | Transmitter  | Main / Tx2/ Chain B          | Aux / Tx1/ Chain A      |
|  | Manufacturer   | Hong-Bo                      | Hong-Bo                 |
|  | Antenna type   | PIFA                         | PIFA                    |
|  | Part number  | 330-24025 (DC33002QN0L)      | 330-24025 (DC33002QN0L) |
|  | See Annex F for more details on antennas location.   |                              |                         |
| Simultaneous Transmission Configurations | WLAN 2.4GHz Main + BT Aux                            |                              |                         |
|  | WLAN 2.4GHz Main + WLAN 2.4GHz Aux                   |                              |                         |
|  | WLAN 5GHz Main + BT Aux                              |                              |                         |
|  | WLAN 5GHz Main + WLAN 5GHz Aux                       |                              |                         |
|  | WLAN 5GHz Main + WLAN 5GHz Aux + BT Aux              |                              |                         |
|  | WLAN 6GHz Main + BT Aux*                             |                              |                         |
| WLAN 6GHz Main + WLAN 6GHz Aux*          |  |                              |                         |
| WLAN 6GHz Main + WLAN 6GHz Aux + BT Aux* |  |                              |                         |
| Additional Information                   | No WWAN transmitter is considered in this report     |                              |                         |
|  | 5.60-5.65 GHz band (TDWR) is supported by the device |                              |                         |
|  | Band gap is supported by the device                  |                              |                         |

\*For WiFi 6E band refer to reports:

221227-03.TR02

221227-03.TR03

**Supported Radios**

| Mode            | Duty Cycle | Modulation                               | Band   | UL Freq Range (MHz) | Measured Max. Conducted Power (dBm) |
|-----------------|------------|--|--------|---------------------|-------------------------------------|
| 802.11b/g/n/ax  | 100%       | BPSK<br>QPSK<br>16QAM<br>64QAM           | 2.4GHz | 2400-2483.5         | 19.92                               |
| 802.11a/n/ac/ax | 100%       | BPSK<br>QPSK<br>16QAM<br>64QAM<br>256QAM | 5.2GHz | 5150-5250           | NM                                  |
|                 |            |  | 5.3GHz | 5250-5350           | 19.98                               |
|                 |            |  | 5.6GHz | 5475-5725           | 19.99                               |
|                 |            |  | 5.8GHz | 5725-5850           | 19.86                               |
| BDR/EDR         | 77%        | GFSK<br>$\pi/4$ DQPSK<br>8DPSK           | 2.4GHz | 2400-2483.5         | 10.46                               |
| Bluetooth LE    | 55%        | GFSK                                     | 2.4GHz | 2400-2483.5         | NM                                  |

NM: Not Measured

**Maximum Output power specification + Tune up tolerance limit, as specified by the client**

| Equipment Class | Mode                | BW (MHz) | Main (dBm) | Aux (dBm) |
|-----------------|---------------------|----------|------------|-----------|
| DTS             | 802.11b             | 20       | 20.00      | 20.00     |
|                 | 802.11g             | 20       | 20.00      | 20.00     |
|                 | 802.11n20           | 20       | 20.00      | 20.00     |
|                 | 802.11ax20          | 20       | 20.00      | 20.00     |
|                 | 802.11n40           | 40       | 20.00      | 20.00     |
|                 | 802.11ax40          | 40       | 20.00      | 20.00     |
| U-NII-1         | 802.11a             | 20       | 20.00      | 20.00     |
|                 | 802.11n20           | 20       | 20.00      | 20.00     |
|                 | 802.11ax20          | 20       | 20.00      | 20.00     |
|                 | 802.11n40           | 40       | 20.00      | 20.00     |
|                 | 802.11ax40          | 40       | 20.00      | 20.00     |
|                 | 802.11ac80          | 80       | 19.00      | 18.75     |
| U-NII-2A        | 802.11a             | 20       | 20.00      | 20.00     |
|                 | 802.11n20           | 20       | 20.00      | 20.00     |
|                 | 802.11ax20          | 20       | 20.00      | 20.00     |
|                 | 802.11n40           | 40       | 20.00      | 20.00     |
|                 | 802.11ax40          | 40       | 20.00      | 20.00     |
|                 | 802.11ac80          | 80       | 18.00      | 18.00     |
|                 | 802.11ax80          | 80       | 18.00      | 18.00     |
|                 | 802.11ac160         | 160      | 15.00      | 14.50     |
|                 | 802.11ax160         | 160      | 15.00      | 14.50     |
| U-NII-2C        | 802.11a             | 20       | 20.00      | 20.00     |
|                 | 802.11n20           | 20       | 20.00      | 20.00     |
|                 | 802.11ax20          | 20       | 20.00      | 20.00     |
|                 | 802.11n40           | 40       | 20.00      | 20.00     |
|                 | 802.11ax40          | 40       | 20.00      | 20.00     |
|                 | 802.11ac80          | 80       | 20.00      | 20.00     |
|                 | 802.11ax80          | 80       | 20.00      | 20.00     |
|                 | 802.11ac160         | 160      | 16.00      | 16.00     |
|                 | 802.11ax160         | 160      | 16.00      | 16.00     |
| U-NII-3         | 802.11a             | 20       | 20.00      | 20.00     |
|                 | 802.11n20           | 20       | 20.00      | 20.00     |
|                 | 802.11ax20          | 20       | 20.00      | 20.00     |
|                 | 802.11n40           | 40       | 20.00      | 20.00     |
|                 | 802.11ax40          | 40       | 20.00      | 20.00     |
|                 | 802.11ac80          | 80       | 20.00      | 20.00     |
|                 | 802.11ax80          | 80       | 20.00      | 20.00     |
| BT              | Bluetooth v5.2 BDR  | 1        |            | 10.50     |
|                 | Bluetooth v5.2 EDR2 | 1        |            | 9.50      |
|                 | Bluetooth v5.2 EDR3 | 1        |            | 9.50      |
|                 | BLE                 | 2        |            | 9.00      |



## 6. Remarks and comments

1. The conducted values are obtained by applying the BIOS SAR power values to the AX211D2W Intel module installed in the P123F identified in this report, as requested by the customer.
2. Only the plots for the test positions with the highest measured SAR per band/mode are included in Annex C as required per FCC OET KDB 865664 D02, paragraph 2.3.8.

## 7. Test Verdicts summary

The statement of conformity to applicable standards in the table below are based on the measured values, without taking into account the measurement uncertainties.

| Standard        | Band   | Highest Reported SAR (1g) (W/kg) | Verdict |
|-----------------|--------|----------------------------------|---------|
| 802.11b/g/n/ax  | 2.4GHz | 0.40                             | P       |
| 802.11a/n/ac/ax | 5.2GHz | NM                               | NA      |
|                 | 5.3GHz | 0.24                             | P       |
|                 | 5.6GHz | 0.18                             | P       |
|                 | 5.8GHz | 0.19                             | P       |
| Bluetooth       | 2.4GHz | 0.03                             | P       |

P: Pass  
 F: Fail  
 NM: Not Measured  
 NA: Not Applicable

According to the FCC OET KDB 690783 D01, this is the summary of the values for the Grant Listing:

| Exposure Condition | Highest Reported SAR (1g) (W/kg) |               |               |
|--------------------|----------------------------------|---------------|---------------|
|                    | Equipment Class                  |               |               |
|                    | DTS                              | DSS           | U-NII         |
| Body Worn          | 0.40                             | 0.03          | 0.24          |
| Simultaneous Tx    | Sum-SAR: 0.74                    | Sum-SAR: 0.47 | Sum-SAR: 0.47 |

Considering the results of the performed test according to FCC 47CFR Part 2.1093 and ISED RSS 102, Issue 5 the item under test is IN COMPLIANCE with the requested specifications specified in Section1. Standards, reference documents and applicable test methods

## 8. Document Revision History

| Revision # | Modified by  | Revision Details   |
|------------|--------------|--|
| Rev. 00    | Edgar Garcia | First Issue  |
| Rev. 01    | Edgar Garcia | Corrected host identification and model name             |
| Rev. 02    | Edgar Garcia | Corrected brand name in front page upon customer request |

# Annex A. Test & System Description

---

## A.1 SAR Definition

Specific Absorption rate is defined as the time derivative of the incremental energy (dW) absorbed by (dissipated in) and incremental mass (dm) contained in a volume element (dV) of a given density ( $\rho$ ).

$$SAR = \frac{d}{dt} \cdot \left( \frac{dW}{dm} \right) = \frac{d}{dt} \cdot \left( \frac{dW}{\rho \cdot dV} \right)$$

SAR is expressed in units of watts per kilogram (W/kg). SAR can be related to the electric field at a point by

$$SAR = \frac{\sigma |E|^2}{\rho}$$

Where:

$\sigma$  = Conductivity of the tissue (S/m)

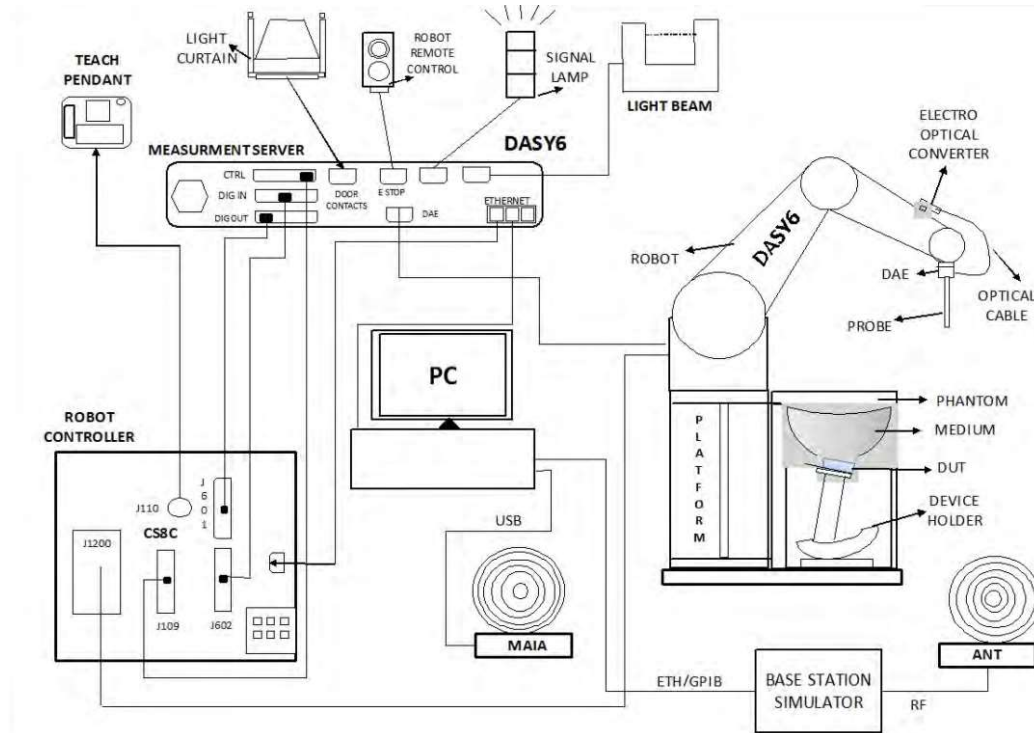
$\rho$  = Mass density of the tissue (kg/m<sup>3</sup>)

E = RMS electric field strength (V/m)

## A.2 SPEAG SAR Measurement System

### A.2.1 SAR Measurement Setup

The DASY6 system for performing compliance tests consists of the following items:



- ✓ A standard high precision 6-axis robot (Stäubli TX/RX family) with controller, teach pendant and software. It includes an arm extension for accommodating the data acquisition electronics (DAE)
- ✓ An isotropic field probe optimized and calibrated for the targeted measurements.
- ✓ A data acquisition electronics (DAE) which performs the signal amplification, signal multiplexing, AD-conversion, offset measurements, mechanical surface detection, collision detection, etc. The signal is optically transmitted to the EOC.
- ✓ The Electro-optical Converter (EOC) performs the conversion from optical to electrical signals for the digital communication to the DAE. The EOC signal is transmitted to the measurement server.
- ✓ The function of the measurement server is to perform the time critical tasks such as signal filtering, control of the robot operation and fast movements interrupts.
- ✓ The Light Beam used is for probe alignment. This improves the (absolute) accuracy of the probe positioning.
- ✓ A computer running Windows professional operating system and the DASY6 software.
- ✓ Remote control and teach pendant as well as additional circuitry for robot safety such as warning lamps, etc.
- ✓ The phantom, the device holder and other accessories according to the targeted measurement.
- ✓ MAIA is a hardware interface (Antenna) used to evaluate the modulation and audio interference characteristics of RF signals.
- ✓ ANT is an ultra-wideband antenna for use with the base station simulators over 698 MHz to 6GHz.
- ✓ The base station simulator is an equipment used for SAR cellular tests in order to emulate the cellular signals characteristics and behavior between a regular base station and the equipment under test.
- ✓ Tissue simulating liquid.
- ✓ System Validation dipoles.
- ✓ Network emulator or RF test tool.

### A.2.2 E-Field Measurement Probe

The probe is constructed using three orthogonal dipole sensors arranged on an interlocking, triangular prism core. The probe has built-in shielding against static charges and is contained within a PEEK cylindrical enclosure material at the tip.



The probe's characteristics are:


|  |              |
|--|--------------|
| Frequency Range                                      | 30MHz – 6GHz |
| Length   | 337 mm       |
| Probe tip external diameter                          | 2.5 mm       |
| Typical distance between dipoles and the probe tip   | 1 mm         |
| Axial Isotropy (in human-equivalent liquids)         | ±0.3 dB      |
| Hemispherical Isotropy (in human-equivalent liquids) | ±0.5 dB      |
| Linearity  | ±0.2 dB      |
| Maximum operating SAR                                | 100 W/kg     |
| Lower SAR detection threshold                        | 0.001 W/kg   |

### A.2.3 Flat Phantom

Phantom for compliance testing of handheld and body-mounted wireless devices in the frequency range of 30 MHz to 6 GHz. ELI is fully compatible with the IEC 62209-2 standard and all known tissue simulating liquids. ELI has been optimized regarding its performance and can be integrated into our standard phantom tables. A cover prevents evaporation of the liquid. Reference markings on the phantom allow installation of the complete setup, including all predefined phantom positions and measurement grids, by teaching three points. The phantom is compatible with all SPEAG dosimetric probes and dipoles.

The phantom's characteristics are:

|                 |  |
|-----------------|--|
| Material        | Vinylester, glass fiber reinforced (VE-GF) |
| Shell thickness | 2 mm ± 0.2 mm                              |
| Filling volume  | 30 Liters approx.                          |
| Dimensions      | Major axis: 600mm / Minor axis: 400mm      |



## A.2.4 Device Positioner


The SAR in the phantom is approximately inversely proportional to the square of the distance between the source and the liquid surface. For a source at 5 mm distance, a positioning uncertainty of 0.5 mm would produce a SAR uncertainty of 20%. Accurate device positioning is therefore crucial for accurate and repeatable measurements. The positions in which the devices must be measured are defined by the standards.



The DASY device holder is designed to cope with the different positions given in the standard. It has two scales for device rotation (with respect to the body axis) and device inclination (with respect to the line between the ear reference points). The rotation center for both scales is the ear reference point (ERP). Thus the device needs no repositioning when changing the angles.

The DASY device holder is constructed of low-loss POM material having the following dielectric parameters: relative permittivity  $\epsilon=3$  and loss tangent  $\delta=0.02$ . The amount of dielectric material has been reduced in the closest vicinity of the device, since measurements have suggested that the influence of the clamp on the test results could thus be lowered.

A simple but effective and easy-to-use extension for the Mounting Device; facilitates testing of larger devices according to IEC 62209-2 (e.g., laptops, cameras, etc.); lightweight and fits easily on the upper part of the Mounting Device in place of the phone positioner. The extension is fully compatible with the Twin SAM, ELI and other Flat Phantoms.



### A.3 Data Evaluation

- **Power Reference measurement**

The robot measures the E field in a specified reference position that can be either the selected section's grid reference point or a user point in this section at 4mm of the inner surface of the phantom, 2mm for frequencies above 3GHz.

- **Area Scan**

Measurement procedures for evaluating SAR from wireless handsets typically start with a coarse measurement grid to determine the approximate location of the local peak SAR values. This is known as the area-scan procedure. The SAR distribution is scanned along the inside surface of one side of the phantom head, at least for an area larger than the projection of the handset and antenna. The distance between the measured points and phantom surface should be less than 8 mm, and should remain constant (with variation less than  $\pm 1$  mm) during the entire scan in order to determine the locations of the local peak SAR with sufficient accuracy. The angle between the probe axis and the surface normal line is recommended but not required to be less than  $30^\circ$ . If this angle is larger than  $30^\circ$  and the closest point on the probe-tip housing to the phantom surface is closer than a probe diameter, the boundary effect may become larger and polarization dependent. This additional uncertainty needs to be analyzed and accounted for. To achieve this, modified test procedures and additional uncertainty analyses not described in this recommended practice may be required. The measurement and interpolation point spacing should be chosen such as to allow identification of the local peak locations to within one-half of the linear dimension of a side of the zoom-scan volume. Because a local peak having specific amplitude and steep gradients may produce a lower peak spatial-average SAR compared to peaks with slightly lower amplitude and less steep gradients, it is necessary to evaluate these other peaks as well. However, since the spatial gradients of local SAR peaks are a function of the wavelength inside the tissue-equivalent liquid and the incident magnetic field strength, it is not necessary to evaluate local peaks that are less than 2 dB or more below the global maximum peak. Two-dimensional spline algorithms (Brishoual et al. 2001; Press et al., 1996) are typically used to determine the peaks and gradients within the scanned area. If a peak is found at a distance from the scan border of less than one-half the edge dimension of the desired 1 g or 10 g cube, the measurement area should be enlarged if possible.

- **Zoom Scan**

To evaluate the peak spatial-average SAR values for 1 g or 10 g cubes, fine resolution volume scans, called zoom scans, are performed at the peak SAR locations identified during the area scan. The minimum zoom scan volume size should extend at least 1.5 times the edge dimension of a 1 g cube in all directions from the center of the scan volume, for both 1 g and 10 g peak spatial-average SAR evaluations. Along the phantom curved surfaces, the front face of the volume facing the tissue/liquid interface conforms to the curved boundary, to ensure that all SAR peaks are captured. The back face should be equally distorted to maintain the correct averaging mass. The flatness and orientation of the four side faces are unchanged from that of a cube whose orientation is within  $\pm 30^\circ$  of the line normal to the phantom at the center of the cube face next to the phantom surface. The peak local SAR locations that were determined in the area scan (interpolated values) should be used for the centers of the zoom scans. If a scan volume cannot be centered due to proximity of a phantom shape feature, the probe should be tilted to allow scan volume enlargement. If probe tilt is not feasible, the zoom-scan origin may be shifted, but not by more than half of the 1 g or 10 g cube edge dimension.

After the zoom-scan measurement, extrapolations from the closest measured points to the surface, for example along lines parallel to the zoom-scan centerline, and interpolations to a finer resolution between all measured and extrapolated points are performed. Extrapolation algorithm considerations are described in 6.5.3, and 3-D spline methods (Brishoual et al., 2001; Kreyszig, 1983; Press et al., 1996) can be used for interpolation. The peak spatial-average SAR is finally determined by a numerical averaging of the local SAR values in the interpolation grid, using for example a trapezoidal algorithm for the integration (averaging).

In some areas of the phantom, such as the jaw and upper head regions, the angle of the probe with respect to the line normal to the surface may be relatively large, e.g., greater than  $\pm 30^\circ$ , which could increase the boundary effect error to a larger level. In these cases, during the zoom scan a change in the orientation of the probe, the phantom, or both is recommended but not required for the duration of the zoom scan, so that the angle between the probe axis and the line normal to the surface is within  $30^\circ$  for all measurement points.

- **Power Drift measurement**

The robot re-measures the E-Field in the same reference location measured at the Power Reference. The drift measurement gives the field difference in dB from the first to the last reference reading. This allows a user to monitor the power drift of the device under test that must remain within a maximum variation of  $\pm 5\%$ .

- **Post-processing**

The procedure for spatial peak SAR evaluation has been implemented according to the IEEE1528 and IEC 62209-1/2 and IEC/IEEE 62209-1528:2020 standards. It can be conducted for 1g and 10g.

The software allows evaluations that combine measured data and robot positions, such as:

- ✓ Maximum search
- ✓ Extrapolation
- ✓ Boundary correction
- ✓ Peak search for averaged SAR

Interpolation between the measured points is performed when the resolution of the grid is not fine enough to compute the average SAR over a given mass.

Extrapolation routines are used to obtain SAR values between the lowest measurement points and the inner phantom surface. The extrapolation is determined by the surface detection distance and the probe sensor offset. Several measurements at different distances are necessary for the extrapolation.

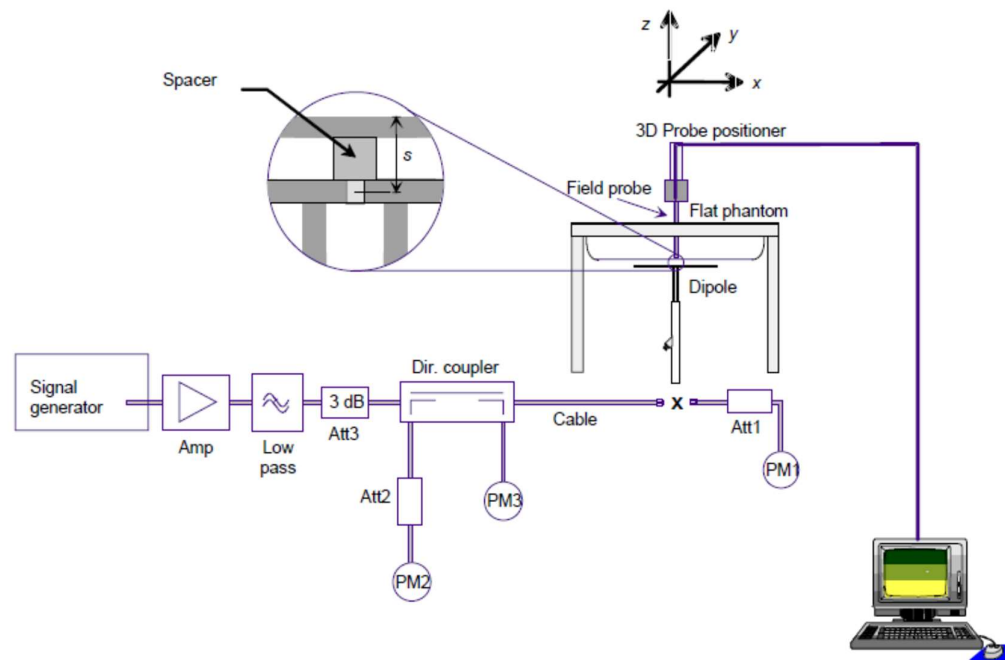
## A.4 System and Liquid Check

### A.4.1 System Check

The system performance check verifies that the system operates within its specifications. System and operator errors can be detected and corrected. It is recommended that the system performance check be performed prior to any usage of the system in order to guarantee reproducible results.

The system performance check uses normal SAR measurements in a simplified setup with a well characterized source. This setup was selected to give a high sensitivity to all parameters that might fail or vary over time. The system check does not intend to replace the calibration of the components, but indicates situations where the system uncertainty is exceeded due to drift or failure.

In the simplified setup for system check, the EUT is replaced by a calibrated dipole and the power source is replaced by a controlled continuous wave generated by a signal generator. The calibrated dipole must be placed beneath the flat phantom section of the phantom at the correct distance.



The equipment setup is shown below:

- ✓ Signal Generator
- ✓ Amplifier
- ✓ Directional coupler
- ✓ Power meter
- ✓ Calibrated dipole

First, the power meter PM1 (including attenuator Att1) is connected to the cable to measure the forward power at the location of the connector (x) to the system check source. The signal generator is adjusted for the desired forward power at the connector as read by power meter PM1 after attenuation Att1 and also as coupled through Att2 to PM2. After connecting the cable to the source, the signal generator is readjusted for the same reading at power meter PM2.

SAR results are normalized to a forward power of 1W to compare the values with the calibration reports results as described at IEEE 1528, IEC 62209 and IEC/IEEE 62209-1528:2020 standards



#### A.4.2 Liquid Check

The dielectric parameters check is done prior to the use of the tissue simulating liquid. The verification is made by comparing the relative permittivity and conductivity to the values recommended by the applicable standards.

The liquid verification was performed using the following test setup:

- ✓ VNA (Vector Network Analyzer)
- ✓ Open-Short-Load calibration kit
- ✓ RF Cable
- ✓ Open-Ended Coaxial probe
- ✓ DAK software tool
- ✓ SAR Liquid
- ✓ De-ionized water
- ✓ Thermometer

These are the target dielectric properties of the tissue-equivalent liquid material as defined in FCC OET KDB 865664 D01.

| Frequency<br>(MHz) | Body SAR           |                |
|--------------------|--------------------|----------------|
|                    | $\epsilon_r$ (F/m) | $\sigma$ (S/m) |
| 150                | 61.9               | 0.80           |
| 300                | 58.2               | 0.92           |
| 450                | 56.7               | 0.94           |
| 835                | 55.2               | 0.97           |
| 900                | 55.0               | 1.05           |
| 1450               | 54.0               | 1.30           |
| 1800-2000          | 53.3               | 1.52           |
| 2450               | 52.7               | 1.95           |
| 3000               | 52.0               | 2.73           |
| 5800               | 48.2               | 6.00           |

( $\epsilon_r$  = relative permittivity,  $\sigma$  = conductivity and  $\rho$  = 1000 kg/m<sup>3</sup>)

The measurement system implement a SAR error compensation algorithm as documented in IEEE Std 1528-2013 and IEC/IEEE 62209-1528:2020 (equivalent to draft standard IEEE P1528-2011) to automatically compensate the measured SAR results for deviations between the measured and required tissue dielectric parameters (applied to only scale up the measured SAR, and not downward) so, according to FCC OET KDB 865664 D01, the tolerance for  $\epsilon_r$  and  $\sigma$  may be relaxed to  $\pm 10\%$ .

## A.5 Test Equipment List

### SAR system #2

| ID #    | Device                               | Type/Model        | Serial Number   | Manufacturer | Cal. Date  | Cal. Due Date |
|---------|--------------------------------------|-------------------|-----------------|--------------|------------|---------------|
| 002-000 | 6-Axis Robot                         | TX60 Lspeag       | F16/55FXA1/A/01 | STAÜBLI      | NA         | NA            |
| 002-001 | Robot Controller                     | CS8C              | F16/55FXA1/C/01 | STAÜBLI      | NA         | NA            |
| 002-002 | Measurement Server                   | DASY6             | 1489            | SPEAG        | NA         | NA            |
| 002-003 | Electro Optical Converter            | EOC60             | 1098            | SPEAG        | NA         | NA            |
| 002-004 | Light Beam Unit                      | SE UKS 030 AA     | N/A             | Di-soric     | NA         | NA            |
| 002-005 | Oval Flat Phantom                    | ELI V8.0          | 2048            | SPEAG        | NA         | NA            |
| 002-006 | Laptop Holder                        |                   | N/A             | SPEAG        | NA         | NA            |
| 002-007 | Measurement Software                 | DASY6 V16.0.0.116 | 9-5DEE27C2      | SPEAG        | NA         | NA            |
| 002-009 | Dosimetric E-Field probe 750-5800MHz | EX3DV4            | 3978            | SPEAG        | 2022-05-17 | 2023-05-17    |
| 001-017 | Data Acquisition Electronics         | DAEip             | 1703            | SPEAG        | 2022-04-28 | 2023-04-23    |

### Shared equipment

| ID #    | Device                          | Type/Model       | Serial Number | Manufacturer  | Cal. Date  | Cal. Due Date |
|---------|---------------------------------|------------------|---------------|---------------|------------|---------------|
| 123-000 | USB Power Sensor                | NRP-Z81          | 102278        | R&S           | 2021-04-13 | 2023-04-13    |
| 124-000 | USB Power Sensor                | NRP-Z81          | 102279        | R&S           | 2021-04-13 | 2023-04-13    |
| 099-000 | Liquid measurement SW           | DAK-3.5 V2.6.0.5 | 9-2687B491    | SPEAG         | NA         | NA            |
| 369-000 | Dielectric Probe Kit            | DAK-3.5          | 1309          | SPEAG         | 2021-03-10 | 2023-03-10    |
| 077-000 | Coupler                         | CD0.5-8-20-30    | 1251-002      | Amd-group     | 2022-08-26 | 2023-02-26    |
| 079-001 | RF Cable                        | CBL-0.5M-SMSM+   | 226527        | Mini-Circuits | 2022-12-13 | 2023-06-13    |
| 167-001 | RF Cable                        | CBL-2M-SMSM+     | 233846        | Mini-Circuits | 2022-12-13 | 2023-06-13    |
| 126-000 | Vector Signal Generator         | ESG E4438C       | MY45092885    | Agilent       | 2021-05-27 | 2023-05-27    |
| 094-000 | Temp & Humidity Logger          | RA32E-TH1-RAS    | RA32-FBFD5A   | AVTECH        | 2021-07-30 | 2023-07-30    |
| 089-000 | Vector Reflectometer R140       | PLANAR R140      | 0190616       | R&S           | 2021-09-02 | 2023-09-02    |
| 068-000 | 5GHz System Validation Dipole   | D5GHzv2          | 1164          | SPEAG         | 2021-05-18 | 2023-05-18    |
| 070-000 | 2.4GHz System Validation Dipole | D2450GHzV2       | 937           | SPEAG         | 2022-05-19 | 2023-05-19    |
| 458-000 | Measurement Software            | SARA V2.3        | NA            | Intel         | NA         | NA            |

### A.5.1 Tissue Simulant Liquid

| TSL           | Manufacturer / Model                    | Freq Range (MHz) | Main Ingredients  |
|---------------|---|------------------|---|
| Body WideBand | SPEAG MBBL600-6000V6<br>Batch 160630-01 | 600-6000         | Ethanediol, Sodium petroleum sulfonate, Hexylene Glycol / 2-Methyl-pentane-2.4-diol, Alkoxyated alcohol |

## A.6 Measurement Uncertainty Evaluation

The system uncertainty evaluation is shown in the table below with a coverage factor of  $k = 2$  to indicate a 95% level of confidence:

| SPEAG DASY6 Uncertainty Budget                                  |                                     |               |             |      |         |          |                |                |
|---|-------------------------------------|---------------|-------------|------|---------|----------|----------------|----------------|
| According to IEC/IEEE 62209-1528 (4 MHz - 6 GHz)                |                                     |               |             |      |         |          |                |                |
| including IEEE 1528-2013 and IEC 62209-1/2016, IEC 62209-2/2010 |                                     |               |             |      |         |          |                |                |
| Symbol  | Error Description                   | Uncert. Value | Prob. Dist. | Div. | (ci) 1g | (ci) 10g | Std Unc. (1g)  | Std Unc. (10g) |
| <b>Measurement System Errors</b>                                |                                     |               |             |      |         |          |                |                |
| CF  | Probe Calibration                   | ±14.0 %       | N           | 2    | 1       | 1        | ±7.0 %         | ±7.0 %         |
| CF <sub>drift</sub>   | Probe Calibration Drift             | ±1.0 %        | N           | 1    | 1       | 1        | ±1.0 %         | ±1.0 %         |
| LIN   | Probe Linearity                     | ±4.7 %        | R           | √3   | 1       | 1        | ±2.7 %         | ±2.7 %         |
| BBS   | Broadband Signal                    | ±3.0 %        | N           | 2    | 1       | 1        | ±1.5 %         | ±1.5 %         |
| ISO   | Axial Isotropy                      | ±4.7 %        | R           | √3   | 0.5     | 0.5      | ±1.4 %         | ±1.4 %         |
| ISO   | Hemispherical Isotropy              | ±9.6 %        | R           | √3   | 0.5     | 0.5      | ±2.8 %         | ±2.8 %         |
| DAE   | Data Acquisition                    | ±0.3 %        | N           | 1    | 1       | 1        | ±0.3 %         | ±0.3 %         |
| AMB   | RF Ambient                          | ±1.8 %        | N           | 1    | 1       | 1        | ±1.8 %         | ±1.8 %         |
| Δ <sub>sys</sub>  | Probe Positioning                   | ±0.2 %        | N           | 1    | 0.33    | 0.33     | ±0.1 %         | ±0.1 %         |
| DAT   | Data Processing                     | ±2.3 %        | N           | 1    | 1       | 1        | ±2.3 %         | ±2.3 %         |
| <b>Phantom and Device Errors</b>                                |                                     |               |             |      |         |          |                |                |
| LIQ(σ)  | Conductivity (meas.) <sub>DAK</sub> | ±2.5 %        | N           | 1    | 0.78    | 0.71     | ±2.0 %         | ±1.8 %         |
| LIQ(Tσ)   | Conductivity (temp.) <sub>BB</sub>  | ±3.4 %        | R           | √3   | 0.78    | 0.71     | ±1.5 %         | ±1.4 %         |
| EPS   | Phantom Permittivity                | ±14.0 %       | R           | √3   | 0.25    | 0.25     | ±2.0 %         | ±2.0 %         |
| DAS   | Distance DUT - TSL                  | ±2.0 %        | N           | 1    | 2       | 2        | ±4.0 %         | ±4.0 %         |
| H   | Device Holder                       | ±3.6 %        | N           | 1    | 1       | 1        | ±3.6 %         | ±3.6 %         |
| MOD   | DUT Modulation <sub>m</sub>         | ±2.4 %        | R           | √3   | 1       | 1        | ±1.4 %         | ±1.4 %         |
| TAS   | Time-average SAR                    | ±2.6 %        | R           | √3   | 1       | 1        | ±1.5 %         | ±1.5 %         |
| RF <sub>drift</sub>   | DUT drift                           | ±5.0 %        | N           | 1    | 1       | 1        | ±2.9 %         | ±2.9 %         |
| <b>Correction to the SAR results</b>                            |                                     |               |             |      |         |          |                |                |
| C(ε, σ)   | Deviation to Target                 | ±1.9 %        | N           | 1    | 1       | 0.84     | ±1.9 %         | ±1.6 %         |
| Combined Std. Uncertainty                                       |                                     |               |             |      |         |          | ±11.5 %        | ±11.4 %        |
| <b>Expanded STD Uncertainty</b>                                 |                                     |               |             |      |         |          | <b>±23.1 %</b> | <b>±22.9 %</b> |

## A.7 RF Exposure Limits

SAR assessments have been made in line with the requirements of FCC 47CFR Part 2.1093 and ISED RSS 102 issue 5 on the limitation of exposure of the general population / uncontrolled exposure for portable devices.

| Exposure Type   | General Population /<br>Uncontrolled Environment |
|---|--|
| Peak spatial-average SAR (averaged over any 1 gram of tissue)                 | <b>1.6 W/kg</b>                                  |
| Whole body average SAR  | <b>0.08 W/kg</b>                                 |
| Peak spatial-average SAR (extremities) (averaged over any 10 grams of tissue) | <b>4.0 W/kg</b>                                  |

# Annex B. Test Results

---

The herein test results were performed by:

| Test case measurement | Test Personnel |
|-----------------------|----------------|
| Conducted measurement | F. Heurtematte |
| SAR measurement       | Y.Haddad       |

## B.1 Test Conditions

### B.1.1 Test SAR Test positions relative to the phantom

The device under test was an Intel® Wi-Fi 6E AX211 card inside a Notebook host platform (P123F) using a set of PIFA antennas. The card was operated utilizing proprietary software (DRTU version DRTU-02999.22.180.0) and each channel was measured using a broadband power meter to determine the maximum average power.

According to FCC OET KDB 616217 D04, laptop position should be tested for SAR compliance with the display screen opened at an angle of 90° to the keyboard compartment and the notebook bottom surface must be touching the phantom.

| Antenna  | Main   | Aux    |
|----------|--------|--------|
| Position | Laptop | Laptop |

See B1.3.1 for a more detailed list of the applied reductions.

See F.2 Test Positions section for more information on the tested positions.

## B.1.2 Test signal, Output power and Test Frequencies

For 802.11 transmission modes the device was put into operation by using an own control software to program the test mode required to select the continuous transmission with 100% duty cycle.

The output power of the device was set to transmit at maximum power for all tests.

## B.1.3 Evaluation Exclusion and Test Reductions

### B.1.3.1 SAR evaluation exclusion

#### For FCC:

The SAR Test Exclusion Threshold in FCC OET KDB 447498 can be applied to determine SAR test exclusion for adjacent edge configurations. For 100MHz to 6GHz and test separation distances  $\leq 50$ mm, the 1-g and 10-g SAR test exclusion thresholds are determined by the following formula:

$$\left[ \frac{\text{(max. power of channel, including tune – up tolerance, mW)}}{\text{(min. test separation distance, mm)}} \right] \cdot \left[ \sqrt{f(\text{GHz})} \right] \leq 3.0 \text{ for } 1g \text{ SAR, and } \leq 7.5 \text{ for } 10g \text{ extremity SAR} \quad (1)$$

Where:

- f(GHz) is the RF channel transmit frequency in GHz
- Power and distance are rounded to the nearest mW and mm before calculation
- The result is rounded to one decimal place for comparison
- The values 3.0 and 7.5 are referred to as numeric thresholds

The test exclusions are applicable only when the minimum test separation distance is  $\leq 50$  mm, and for transmission frequencies between 100 MHz and 6 GHz. When the minimum test separation distance is  $< 5$  mm, a distance of 5 mm is applied to determine SAR test exclusion.

For test separation distances  $> 50$  mm, the 1-g and 10-g SAR test exclusion thresholds are determined using the following formulas:

$$\left( \left( \text{Power allowed at numeric threshold for } 50 \text{ mm in (1)} \right) + (\text{test separation distance} - 50 \text{ mm}) \cdot (f_{\text{MHz}}/150) \right) \text{mW,} \quad (2)$$

*for 100MHz to 1500MHz*

$$\left( \left( \text{Power allowed at numeric threshold for } 50 \text{ mm in (1)} \right) + (\text{test separation distance} - 50 \text{ mm}) \cdot 10 \right) \text{mW,} \quad (3)$$

*for 1500MHz and  $\leq 6$ GHz*

**For ISED:**

According to RSS-102 section 2.5.1, SAR evaluation is required if the separation distance between the user and/or bystander and the antenna and/or radiating element of the device is less than or equal to 20 cm, except when the device operates at or below the applicable output power level (adjusted for tune-up tolerance) for the specified separation distance defined in Table below:

| SAR evaluation — Exemption limits for routine evaluation based on frequency and separation distance |                                 |                                 |                                 |                                 |                                 |
|---|---------------------------------|---------------------------------|---------------------------------|---------------------------------|---------------------------------|
| Frequency   | Exemption Limits (mW)           |                                 |                                 |                                 |                                 |
| (MHz)   | At separation distance of ≤5 mm | At separation distance of 10 mm | At separation distance of 15 mm | At separation distance of 20 mm | At separation distance of 25 mm |
| ≤300  | 71 mW                           | 101 mW                          | 132 mW                          | 162 mW                          | 193 mW                          |
| 450   | 52 mW                           | 70 mW                           | 88 mW                           | 106 mW                          | 123 mW                          |
| 835   | 17 mW                           | 30 mW                           | 42 mW                           | 55 mW                           | 67 mW                           |
| 1900  | 7 mW                            | 10 mW                           | 18 mW                           | 34 mW                           | 60 mW                           |
| 2450  | 4 mW                            | 7 mW                            | 15 mW                           | 30 mW                           | 52 mW                           |
| 3500  | 2 mW                            | 6 mW                            | 16 mW                           | 32 mW                           | 55 mW                           |
| 5800  | 1 mW                            | 6 mW                            | 15 mW                           | 27 mW                           | 41 mW                           |

| Frequency | Exemption Limits (mW)           |                                 |                                 |                                 |                                  |
|-----------|---------------------------------|---------------------------------|---------------------------------|---------------------------------|----------------------------------|
| (MHz)     | At separation distance of 30 mm | At separation distance of 35 mm | At separation distance of 40 mm | At separation distance of 45 mm | At separation distance of ≥50 mm |
| ≤300      | 223 mW                          | 254 mW                          | 284 mW                          | 315 mW                          | 345 mW                           |
| 450       | 141 mW                          | 159 mW                          | 177 mW                          | 195 mW                          | 213 mW                           |
| 835       | 80 mW                           | 92 mW                           | 105 mW                          | 117 mW                          | 130 mW                           |
| 1900      | 99 mW                           | 153 mW                          | 225 mW                          | 316 mW                          | 431 mW                           |
| 2450      | 83 mW                           | 123 mW                          | 173 mW                          | 235 mW                          | 309 mW                           |
| 3500      | 86 mW                           | 124 mW                          | 170 mW                          | 225 mW                          | 290 mW                           |
| 5800      | 56 mW                           | 71 mW                           | 85 mW                           | 97 mW                           | 106 mW                           |

| LAN Antenna | Band Name | Max output power |       | Laptop | Laptop |
|-------------|-----------|------------------|-------|--------|--------|
|             |           | dBm              | mW    |        |        |
| WLAN Main   | DTS       | 20.00            | 100   | <50    | T      |
|             | U-NII-1   | 20.00            | 100   | <50    | R      |
|             | U-NII-2A  | 20.00            | 100   | <50    | T      |
|             | U-NII-2C  | 20.00            | 100   | <50    | T      |
|             | U-NII-3   | 20.00            | 100   | <50    | T      |
|             | U-NII-4   | 20.00            | 100   | <50    | T      |
| WLAN Aux    | DTS       | 20.00            | 100   | <50    | T      |
|             | U-NII-1   | 20.00            | 100   | <50    | R      |
|             | U-NII-2A  | 20.00            | 100   | <50    | T      |
|             | U-NII-2C  | 20.00            | 100   | <50    | T      |
|             | U-NII-3   | 20.00            | 100   | <50    | T      |
|             | U-NII-4   | 20.00            | 100   | <50    | T      |
|             | BT        | 10.50            | 11.22 | <50    | T      |

T: Tested position  
R: Reduced

See Annex F for a more detailed explanation of the separation distance related to the platform.

**B.1.3.2 General SAR test reduction**

According to FCC OET KDB 447498, testing of other required channels within the operating mode of a frequency band is not required when the reported 1-g or 10-g SAR for the mid-band or highest output power channel is:

- $\leq 0.8$  W/kg or 2.0 W/kg, for 1-g or 10-g respectively, when the transmission band is  $\leq 100$  MHz
- $\leq 0.6$  W/kg or 1.5 W/kg, for 1-g or 10-g respectively, when the transmission band is between 100 MHz and 200 MHz
- $\leq 0.4$  W/kg or 1.0 W/kg, for 1-g or 10-g respectively, when the transmission band is  $\geq 200$  MHz

**WLAN SAR Test reduction**

| Transmission Mode | SAR test exclusion/reduction  |
|-------------------|---|
| DSSS              | <p>According to FCC OET KDB 248227 D01, SAR is measured for 2.4 GHz 802.11b, SAR test reduction is determined according to the following:</p> <ul style="list-style-type: none"> <li>▪ When the reported SAR of the highest measured maximum output power channel for the exposure configuration is <math>\leq 0.8</math> W/kg, no further SAR testing is required for 802.11b DSSS in that exposure configuration.</li> <li>▪ When the reported SAR is <math>&gt; 0.8</math> W/kg, SAR is required for that exposure configuration using the next highest measured output power channel. When any reported SAR is <math>&gt; 1.2</math> W/kg, SAR is required for the third channel.</li> </ul> <p>According to FCC OET KDB 248227 D01, SAR is not required for 2.4 GHz OFDM conditions when the highest reported SAR for DSSS is adjusted by the ratio of OFDM to DSSS specified maximum output power and the adjusted SAR is <math>\leq 1.2</math> W/kg.</p>   |
| OFDM              | <p>According to FCC OET KDB 248227 D01, 802.11a/g/n/ac modes have the same specified maximum output power, largest channel bandwidth, lowest order modulation and lowest data rate, the lowest order 802.11 mode is selected; i.e., 802.11a is chosen over 802.11n then 802.11ac or 802.11g is chosen over 802.11n.</p> <p>According to FCC OET KDB 248227 D01, an <i>initial test configuration</i> is determined for OFDM and DSSS transmission modes according to the channel bandwidth, modulation and data rate combination(s) with the highest maximum output power specified for production units in each standalone and aggregated frequency band. SAR is measured using the highest measured maximum output power channel. SAR test reduction for subsequent highest output test channels is determined according to reported SAR of the initial test configuration.</p> <p>The <i>initial test configuration</i> for 5 GHz OFDM transmission modes is determined by the 802.11 configuration with the highest maximum output power specified for production units, including tune-up tolerance, in each standalone and aggregated frequency band. SAR for the initial test configuration is measured using the highest maximum output power channel determined by the default power measurement procedures.</p> <p>According to FCC OET KDB 248227 D01, when the reported SAR of the initial test configuration is <math>&gt; 0.8</math> W/kg, SAR measurement is required for subsequent next highest measured output power channel(s) in the initial test configuration until reported SAR is <math>\leq 1.2</math> W/kg or all required channels are tested.</p> |



## B.2 Conducted Power Measurements

### B.2.1 WLAN 2.4GHz

| Band | Mode       | Data Rate | Ch# | Freq (MHz) | Avg. Pwr. (dBm) Main | Tune-up Pwr (dBm) | Avg. Pwr. (dBm) Aux | Tune-up Pwr (dBm) | SAR Test?       |
|------|------------|-----------|-----|------------|----------------------|-------------------|---------------------|-------------------|-----------------|
| DTS  | 802.11b    | 1         | 1   | 2412       | 19.86                | 20.00             | 19.73               | 20.00             | No <sup>3</sup> |
|      |            |           | 6   | 2437       | 19.85                | 20.00             | 19.69               | 20.00             | No <sup>3</sup> |
|      |            |           | 11  | 2462       | 19.92                | 20.00             | 19.78               | 20.00             | Yes             |
|      | 802.11g    | 6         | 1   | 2412       | NR <sup>1</sup>      | 20.00             | NR <sup>1</sup>     | 19.75             | No <sup>2</sup> |
|      |            |           | 6   | 2437       |                      | 20.00             |                     | 20.00             |                 |
|      |            |           | 11  | 2462       |                      | 18.50             |                     | 18.75             |                 |
|      | 802.11n20  | HT0       | 1   | 2412       |                      | 20.00             |                     | 19.75             |                 |
|      |            |           | 6   | 2437       |                      | 20.00             |                     | 20.00             |                 |
|      |            |           | 11  | 2462       |                      | 18.50             |                     | 18.75             |                 |
|      | 802.11ax20 | MCS0      | 1   | 2412       |                      | 20.00             |                     | 19.75             |                 |
|      |            |           | 6   | 2437       |                      | 20.00             |                     | 20.00             |                 |
|      |            |           | 11  | 2462       |                      | 18.50             |                     | 18.75             |                 |
|      | 802.11n40  | HT0       | 3   | 2422       |                      | 16.00             |                     | 16.25             |                 |
|      |            |           | 6   | 2437       |                      | 20.00             |                     | 20.00             |                 |
|      |            |           | 9   | 2452       |                      | 16.00             |                     | 17.50             |                 |
|      | 802.11ax40 | MCS0      | 3   | 2422       |                      | 16.00             |                     | 16.25             |                 |
|      |            |           | 6   | 2437       |                      | 20.00             |                     | 20.00             |                 |
|      |            |           | 9   | 2452       |                      | 16.00             |                     | 17.50             |                 |

Initial test configuration

1. NR: Not Required
2. As per FCC OET KDB 248227 D01, conducted output power and SAR testing are not required for 802.11g/n/ax channels when the highest reported SAR for DSSS is adjusted by the ratio of OFDM to DSSS specified maximum output power and the adjusted SAR is  $\leq 1.2$ W/kg.
3. When the reported SAR of the initial test configuration is  $> 0.8$  W/kg, SAR measurement is required for subsequent next highest measured output power channel(s) in the initial test configuration until reported SAR is  $\leq 1.2$  W/kg or all required channels are tested.

## B.2.2 WLAN 5GHz (U-NII)

### B.2.2.1 5.2GHz and 5.3GHz (U-NII-1 and U-NII-2A)

| Band       | Mode       | Data Rate | Ch#  | Freq (MHz) | Avg. Pwr. (dBm) Main | Tune-up Pwr (dBm) | Avg. Pwr. (dBm) Aux | Tune-up Pwr (dBm) | SAR Test?       |
|------------|------------|-----------|------|------------|----------------------|-------------------|---------------------|-------------------|-----------------|
| UNII-1     | 802.11a20  | 6         | 36   | 5180       | NR <sup>1</sup>      | 20.00             | NR <sup>1</sup>     | 20.00             | No <sup>2</sup> |
|            |            |           | 40   | 5200       |                      | 20.00             |                     | 20.00             |                 |
|            |            |           | 44   | 5220       |                      | 20.00             |                     | 20.00             |                 |
|            |            |           | 48   | 5240       |                      | 20.00             |                     | 20.00             |                 |
|            | 802.11n20  | HT0       | 36   | 5180       |                      | 20.00             |                     | 20.00             |                 |
|            |            |           | 40   | 5200       |                      | 20.00             |                     | 20.00             |                 |
|            |            |           | 44   | 5220       |                      | 20.00             |                     | 20.00             |                 |
|            |            |           | 48   | 5240       |                      | 20.00             |                     | 20.00             |                 |
|            | 802.11ax20 | MCS0      | 36   | 5180       |                      | 20.00             |                     | 20.00             |                 |
|            |            |           | 40   | 5200       |                      | 20.00             |                     | 20.00             |                 |
|            |            |           | 44   | 5220       |                      | 20.00             |                     | 20.00             |                 |
|            |            |           | 48   | 5240       |                      | 20.00             |                     | 20.00             |                 |
|            | 802.11n40  | HT0       | 38   | 5190       |                      | 18.25             |                     | 19.25             |                 |
|            |            |           | 46   | 5230       |                      | 20.00             |                     | 20.00             |                 |
|            | 802.11ax40 | MCS0      | 38   | 5190       |                      | 18.25             |                     | 19.25             |                 |
|            |            |           | 46   | 5230       |                      | 20.00             |                     | 20.00             |                 |
| 802.11ac80 | VHT0       | 42        | 5210 | 19.00      | 18.75                |                   |                     |                   |                 |
| 802.11ax80 | MCS0       | 42        | 5210 | 19.00      | 18.75                |                   |                     |                   |                 |

1. NR: Not Required
2. When the same maximum output power is specified for both bands, begin SAR measurement in U-NII-2A band by applying the OFDM SAR requirements. If the highest reported SAR for a test configuration is  $\leq 1.2$  W/kg, SAR is not required for U-NII-1 band (see §B.5.2 in this document).
3. Additional conducted power measurement is required when reported SAR is  $> 1.2$ W/kg. In case the subsequent test configuration and the channel bandwidth is smaller than the initial test configuration, all channels that overlap with the larger channel bandwidth in the initial configuration should be tested.
4. The initial test configuration for 2.4 GHz and 5 GHz OFDM transmission modes is determined by the 802.11 configuration with the highest maximum output power specified for production units, including tune-up tolerance, in each standalone and aggregated frequency band. SAR for the initial test configuration is measured using the highest maximum output power channel determined by the default power measurement procedures. When multiple transmission modes (802.11a/g/n/ac) have the same specified maximum output power, largest channel bandwidth, highest order modulation and highest data rate, highest order 802.11 mode is selected (i.e. a, g, n, ac then ax)
5. When the reported SAR of the initial test configuration is  $> 0.8$ W/kg, SAR measurement is required for the subsequent next highest measured output power channel(s) in the initial test configuration until reported SAR is  $= 1.2$ W/kg or all required channels are tested.
6. When the highest reported SAR for the initial test configuration (when applicable, include subsequent highest output channels), according to the initial test position or fixed exposure requirements, is adjusted by the ratio of the subsequent test configuration to the initial test configuration specified maximum output power and the adjusted SAR is  $\leq 1.2$  W/Kg, SAR is not required for that subsequent test configuration
7. SAR for subsequent highest measured maximum output power channels in the subsequent test configuration is required only when the reported SAR of the preceding higher maximum output power channel(s) in the subsequent test configuration is  $> 1.2$  W/Kg or until all required channels are tested.

| Band        | Mode       | Data Rate | Ch#  | Freq (MHz) | Avg. Pwr. (dBm) Main | Tune-up Pwr (dBm) | Avg. Pwr. (dBm) Aux | Tune-up Pwr(dBm) | SAR Test?         |                 |       |                   |
|-------------|------------|-----------|------|------------|----------------------|-------------------|---------------------|------------------|-------------------|-----------------|-------|-------------------|
| UNII-2A     | 802.11a20  | 6         | 52   | 5260       | NR <sup>1</sup>      | 20.00             | NR <sup>1</sup>     | 20.00            | No <sup>4,6</sup> |                 |       |                   |
|             |            |           | 56   | 5280       |                      | 20.00             |                     | 20.00            |                   |                 |       |                   |
|             |            |           | 60   | 5300       |                      | 20.00             |                     | 20.00            |                   |                 |       |                   |
|             |            |           | 64   | 5320       |                      | 20.00             |                     | 20.00            |                   |                 |       |                   |
|             | 802.11n20  | HT0       | 52   | 5260       |                      | 20.00             |                     | 20.00            |                   |                 |       |                   |
|             |            |           | 56   | 5280       |                      | 20.00             |                     | 20.00            |                   |                 |       |                   |
|             |            |           | 60   | 5300       |                      | 20.00             |                     | 20.00            |                   |                 |       |                   |
|             |            |           | 64   | 5320       |                      | 20.00             |                     | 20.00            |                   |                 |       |                   |
|             | 802.11ax20 | MCS0      | 52   | 5260       |                      | 20.00             |                     | 20.00            |                   |                 |       |                   |
|             |            |           | 56   | 5280       |                      | 20.00             |                     | 20.00            |                   |                 |       |                   |
|             |            |           | 60   | 5300       |                      | 20.00             |                     | 20.00            |                   |                 |       |                   |
|             |            |           | 64   | 5320       |                      | 20.00             |                     | 20.00            |                   |                 |       |                   |
|             | 802.11n40  | HT0       | 54   | 5270       |                      | 19.90             |                     | 20.00            |                   | 19.98           | 20.00 | Yes               |
|             |            |           | 62   | 5310       |                      | 17.90             |                     | 18.00            |                   | 17.90           | 18.00 | No <sup>4</sup>   |
|             | 802.11ax40 | MCS0      | 54   | 5270       |                      | NR <sup>1</sup>   |                     | 20.00            |                   | NR <sup>1</sup> | 20.00 | No <sup>4,6</sup> |
|             |            |           | 62   | 5310       |                      |                   |                     | 18.00            |                   |                 | 18.00 |                   |
| 802.11ac80  | VHT0       | 58        | 5290 | 18.00      | 18.00                |                   |                     |                  |                   |                 |       |                   |
| 802.11ax80  | MCS0       | 58        | 5290 | 18.00      | 18.00                |                   |                     |                  |                   |                 |       |                   |
| 802.11ac160 | VHT0       | 50        | 5250 | 15.00      | 14.50                |                   |                     |                  |                   |                 |       |                   |
| 802.11ax160 | MCS0       | 50        | 5250 | 15.00      | 14.50                |                   |                     |                  |                   |                 |       |                   |

**Initial test configuration**

- NR: Not Required
- The initial test configuration for 2.4 GHz and 5 GHz OFDM transmission modes is determined by the 802.11 configuration with the highest maximum output power specified for production units, including tune-up tolerance, in each standalone and aggregated frequency band. SAR for the initial test configuration is measured using the highest maximum output power channel determined by the default power measurement procedures. When multiple transmission modes (802.11a/g/n/ac) have the same specified maximum output power, largest channel bandwidth, highest order modulation and highest data rate, highest order 802.11 mode is selected (i.e. a, g, n, ac then ax)
- Additional conducted power measurement is required when reported SAR is > 1.2W/kg. In case the subsequent test configuration and the channel bandwidth is smaller than the initial test configuration, all channels that overlap with the larger channel bandwidth in the initial configuration should be tested.
- When the reported SAR of the initial test configuration is > 0.8W/kg, SAR measurement is required for the subsequent next highest measured output power channel(s) in the initial test configuration until reported SAR is ≤1.2W/kg or all required channels are tested.
- When the highest reported SAR for the initial test configuration (when applicable, include subsequent highest output channels), according to the initial test position or fixed exposure requirements, is adjusted by the ratio of the subsequent test configuration to the initial test configuration specified maximum output power and the adjusted SAR is ≤1.2 W/Kg, SAR is not required for that subsequent test configuration.
- SAR for subsequent highest measured maximum output power channels in the subsequent test configuration is required only when the reported SAR of the preceding higher maximum output power channel(s) in the subsequent test configuration is >1.2 W/Kg or until all required channels are tested.

**B.2.2.2 5.6 (U-NII-2C)**

| Band        | Mode       | Data Rate | Ch#  | Freq (MHz)      | Avg. Pwr. (dBm) Main | Tune-up Pwr (dBm) | Avg. Pwr. (dBm) Aux | Tune-up Pwr (dBm) | SAR Test?         |                 |       |                   |
|-------------|------------|-----------|------|-----------------|----------------------|-------------------|---------------------|-------------------|-------------------|-----------------|-------|-------------------|
| UNII-2C     | 802.11a20  | 6         | 100  | 5500            | NR <sup>1</sup>      | 20.00             | NR <sup>1</sup>     | 20.00             | No <sup>4,6</sup> |                 |       |                   |
|             |            |           | 104  | 5520            |                      | 20.00             |                     | 20.00             |                   |                 |       |                   |
|             |            |           | 108  | 5540            |                      | 20.00             |                     | 20.00             |                   |                 |       |                   |
|             |            |           | 112  | 5560            |                      | 20.00             |                     | 20.00             |                   |                 |       |                   |
|             |            |           | 116  | 5580            |                      | 20.00             |                     | 20.00             |                   |                 |       |                   |
|             |            |           | 120  | 5600            |                      | 20.00             |                     | 20.00             |                   |                 |       |                   |
|             |            |           | 124  | 5620            |                      | 20.00             |                     | 20.00             |                   |                 |       |                   |
|             |            |           | 128  | 5640            |                      | 20.00             |                     | 20.00             |                   |                 |       |                   |
|             | 802.11n20  | HT0       | 100  | 5500            |                      | 20.00             |                     | 20.00             |                   |                 |       |                   |
|             |            |           | 104  | 5520            |                      | 20.00             |                     | 20.00             |                   |                 |       |                   |
|             |            |           | 108  | 5540            |                      | 20.00             |                     | 20.00             |                   |                 |       |                   |
|             |            |           | 112  | 5560            |                      | 20.00             |                     | 20.00             |                   |                 |       |                   |
|             |            |           | 116  | 5580            |                      | 20.00             |                     | 20.00             |                   |                 |       |                   |
|             |            |           | 120  | 5600            |                      | 20.00             |                     | 20.00             |                   |                 |       |                   |
|             |            |           | 124  | 5620            |                      | 20.00             |                     | 20.00             |                   |                 |       |                   |
|             |            |           | 128  | 5640            |                      | 20.00             |                     | 20.00             |                   |                 |       |                   |
|             | 802.11ax20 | MCS0      | 100  | 5500            |                      | 20.00             |                     | 20.00             |                   |                 |       |                   |
|             |            |           | 104  | 5520            |                      | 20.00             |                     | 20.00             |                   |                 |       |                   |
|             |            |           | 108  | 5540            |                      | 20.00             |                     | 20.00             |                   |                 |       |                   |
|             |            |           | 112  | 5560            |                      | 20.00             |                     | 20.00             |                   |                 |       |                   |
|             |            |           | 116  | 5580            |                      | 20.00             |                     | 20.00             |                   |                 |       |                   |
|             |            |           | 120  | 5600            |                      | 20.00             |                     | 20.00             |                   |                 |       |                   |
|             |            |           | 124  | 5620            |                      | 20.00             |                     | 20.00             |                   |                 |       |                   |
|             |            |           | 128  | 5640            |                      | 20.00             |                     | 20.00             |                   |                 |       |                   |
|             | 802.11n40  | HT0       | 102  | 5510            |                      | 20.00             |                     | 20.00             |                   |                 |       |                   |
|             |            |           | 110  | 5550            |                      | 20.00             |                     | 20.00             |                   |                 |       |                   |
|             |            |           | 118  | 5590            |                      | 20.00             |                     | 20.00             |                   |                 |       |                   |
|             |            |           | 126  | 5630            |                      | 20.00             |                     | 20.00             |                   |                 |       |                   |
|             | 802.11ax40 | MCS0      | 102  | 5510            |                      | 20.00             |                     | 20.00             |                   |                 |       |                   |
|             |            |           | 110  | 5550            |                      | 20.00             |                     | 20.00             |                   |                 |       |                   |
|             |            |           | 118  | 5590            |                      | 20.00             |                     | 20.00             |                   |                 |       |                   |
|             |            |           | 126  | 5630            |                      | 20.00             |                     | 20.00             |                   |                 |       |                   |
|             | 802.11ac80 | VHT0      | 106  | 5530            |                      | 18.79             |                     | 19.00             |                   | 19.09           | 19.25 | No <sup>4</sup>   |
|             |            |           | 122  | 5610            |                      | 19.99             |                     | 20.00             |                   | 19.99           | 20.00 | Yes               |
|             | 802.11ax80 | MCS0      | 106  | 5530            |                      | NR <sup>1</sup>   |                     | 19.25             |                   | NR <sup>1</sup> | 19.00 | No <sup>4,6</sup> |
|             |            |           | 122  | 5610            |                      |                   |                     | 20.00             |                   |                 | 20.00 |                   |
| 802.11ac160 | VHT0       | 114       | 5570 | NR <sup>1</sup> | 16.00                | NR <sup>1</sup>   | 16.00               | No <sup>4,6</sup> |                   |                 |       |                   |
| 802.11ax160 | MCS0       | 114       | 5570 |                 | 16.00                |                   | 16.00               |                   |                   |                 |       |                   |

Initial test configuration

1. NR: Not Required
2. When band gap channels between U-NII-2C and U-NII-3 band are supported channels in U-NII-2C band below 5.65 GHz are considered as one band and channels above 5.65 GHz, together with channels in 5.8 GHz U-NII-3 or §15.247 band, are considered as a separate band
3. Additional conducted power measurement is required when reported SAR is  $> 1.2\text{W/kg}$ . In case the subsequent test configuration and the channel bandwidth is smaller than the initial test configuration, all channels that overlap with the larger channel bandwidth in the initial configuration should be tested
4. The initial test configuration for 2.4 GHz and 5 GHz OFDM transmission modes is determined by the 802.11 configuration with the highest maximum output power specified for production units, including tune-up tolerance, in each standalone and aggregated frequency band. SAR for the initial test configuration is measured using the highest maximum output power channel determined by the default power measurement procedures. When multiple transmission modes (802.11a/g/n/ac) have the same specified maximum output power, largest channel bandwidth, highest order modulation and highest data rate, highest order 802.11 mode is selected (i.e. a, g, n, ac then ax)
5. When the reported SAR of the initial test configuration is  $> 0.8\text{W/kg}$ , SAR measurement is required for the subsequent next highest measured output power channel(s) in the initial test configuration until reported SAR is  $\leq 1.2\text{W/kg}$  or all required channels are tested.
6. When the highest reported SAR for the initial test configuration (when applicable, include subsequent highest output channels), according to the initial test position or fixed exposure requirements, is adjusted by the ratio of the subsequent test configuration to the initial test configuration specified maximum output power and the adjusted SAR is  $\leq 1.2\text{ W/Kg}$ , SAR is not required for that subsequent test configuration.
7. SAR for subsequent highest measured maximum output power channels in the subsequent test configuration is required only when the reported SAR of the preceding higher maximum output power channel(s) in the subsequent test configuration is  $> 1.2\text{ W/Kg}$  or until all required channels are tested.

**B.2.2.3 5.8GHz (U-NII-3)**

| Band   | Mode       | Data Rate | Ch# | Freq (MHz) | Avg. Pwr. (dBm) Main | Tune-up Pwr (dBm) | Avg. Pwr. (dBm) Aux | Tune-up Pwr (dBm) | SAR Test?         |                 |       |                 |
|--------|------------|-----------|-----|------------|----------------------|-------------------|---------------------|-------------------|-------------------|-----------------|-------|-----------------|
| UNII-3 | 802.11a    | 6         | 132 | 5660       | NR <sup>1</sup>      | 20.00             | NR <sup>1</sup>     | 20.00             | No <sup>4,6</sup> |                 |       |                 |
|        |            |           | 136 | 5680       |                      | 20.00             |                     | 20.00             |                   |                 |       |                 |
|        |            |           | 140 | 5700       |                      | 20.00             |                     | 20.00             |                   |                 |       |                 |
|        |            |           | 144 | 5720       |                      | 20.00             |                     | 20.00             |                   |                 |       |                 |
|        |            |           | 149 | 5745       |                      | 20.00             |                     | 20.00             |                   |                 |       |                 |
|        |            |           | 153 | 5765       |                      | 20.00             |                     | 20.00             |                   |                 |       |                 |
|        |            |           | 157 | 5785       |                      | 20.00             |                     | 20.00             |                   |                 |       |                 |
|        |            |           | 161 | 5805       |                      | 20.00             |                     | 20.00             |                   |                 |       |                 |
|        |            |           | 165 | 5825       |                      | 20.00             |                     | 20.00             |                   |                 |       |                 |
|        | 802.11n20  | HT0       | 132 | 5660       |                      | 20.00             |                     | 20.00             |                   |                 |       |                 |
|        |            |           | 136 | 5680       |                      | 20.00             |                     | 20.00             |                   |                 |       |                 |
|        |            |           | 140 | 5700       |                      | 20.00             |                     | 20.00             |                   |                 |       |                 |
|        |            |           | 144 | 5720       |                      | 20.00             |                     | 20.00             |                   |                 |       |                 |
|        |            |           | 149 | 5745       |                      | 20.00             |                     | 20.00             |                   |                 |       |                 |
|        |            |           | 153 | 5765       |                      | 20.00             |                     | 20.00             |                   |                 |       |                 |
|        |            |           | 157 | 5785       |                      | 20.00             |                     | 20.00             |                   |                 |       |                 |
|        |            |           | 161 | 5805       |                      | 20.00             |                     | 20.00             |                   |                 |       |                 |
|        |            |           | 165 | 5825       |                      | 20.00             |                     | 20.00             |                   |                 |       |                 |
|        | 802.11ax20 | MCS0      | 132 | 5660       |                      | 20.00             |                     | 20.00             |                   |                 |       |                 |
|        |            |           | 136 | 5680       |                      | 20.00             |                     | 20.00             |                   |                 |       |                 |
|        |            |           | 140 | 5700       |                      | 20.00             |                     | 20.00             |                   |                 |       |                 |
|        |            |           | 144 | 5720       |                      | 20.00             |                     | 20.00             |                   |                 |       |                 |
|        |            |           | 149 | 5745       |                      | 20.00             |                     | 20.00             |                   |                 |       |                 |
|        |            |           | 153 | 5765       |                      | 20.00             |                     | 20.00             |                   |                 |       |                 |
|        |            |           | 157 | 5785       |                      | 20.00             |                     | 20.00             |                   |                 |       |                 |
|        |            |           | 161 | 5805       |                      | 20.00             |                     | 20.00             |                   |                 |       |                 |
|        |            |           | 165 | 5825       |                      | 20.00             |                     | 20.00             |                   |                 |       |                 |
|        | 802.11n40  | HT0       | 134 | 5670       |                      | 20.00             |                     | 20.00             |                   |                 |       |                 |
|        |            |           | 142 | 5710       |                      | 20.00             |                     | 20.00             |                   |                 |       |                 |
|        |            |           | 151 | 5755       |                      | 20.00             |                     | 20.00             |                   |                 |       |                 |
|        |            |           | 159 | 5795       |                      | 20.00             |                     | 20.00             |                   |                 |       |                 |
|        | 802.11ax40 | MCS0      | 134 | 5670       |                      | 20.00             |                     | 20.00             |                   |                 |       |                 |
|        |            |           | 142 | 5710       |                      | 20.00             |                     | 20.00             |                   |                 |       |                 |
|        |            |           | 151 | 5755       |                      | 20.00             |                     | 20.00             |                   |                 |       |                 |
|        |            |           | 159 | 5795       |                      | 20.00             |                     | 20.00             |                   |                 |       |                 |
|        | 802.11ac80 | VHT0      | 138 | 5690       |                      | 19.50             |                     | 20.00             |                   | 19.86           | 20.00 | Yes             |
|        |            |           | 155 | 5775       |                      | 19.61             |                     | 20.00             |                   | 19.72           | 20.00 |                 |
|        | 802.11ax80 | MCS0      | 138 | 5690       |                      | NR <sup>1</sup>   |                     | 20.00             |                   | NR <sup>1</sup> | 20.00 | No <sup>4</sup> |
|        |            |           | 155 | 5775       |                      |                   |                     | 20.00             |                   |                 | 20.00 |                 |

Initial test configuration

1. NR: Not Required
2. When band gap channels between U-NII-2C and U-NII-3 band are supported channels in U-NII-2C band below 5.65 GHz are considered as one band and channels above 5.65 GHz, together with channels in 5.8 GHz U-NII-3 or §15.247 band, are considered as a separate band
3. Additional conducted power measurement is required when reported SAR is  $> 1.2\text{W/kg}$ . In case the subsequent test configuration and the channel bandwidth is smaller than the initial test configuration, all channels that overlap with the larger channel bandwidth in the initial configuration should be tested
4. The initial test configuration for 2.4 GHz and 5 GHz OFDM transmission modes is determined by the 802.11 configuration with the highest maximum output power specified for production units, including tune-up tolerance, in each standalone and aggregated frequency band. SAR for the initial test configuration is measured using the highest maximum output power channel determined by the default power measurement procedures. When multiple transmission modes (802.11a/g/n/ac) have the same specified maximum output power, largest channel bandwidth, highest order modulation and highest data rate, highest order 802.11 mode is selected (i.e. a, g, n, ac then ax)
5. When the reported SAR of the initial test configuration is  $> 0.8\text{W/kg}$ , SAR measurement is required for the subsequent next highest measured output power channel(s) in the initial test configuration until reported SAR is  $\leq 1.2\text{W/kg}$  or all required channels are tested.
6. When the highest reported SAR for the initial test configuration (when applicable, include subsequent highest output channels), according to the initial test position or fixed exposure requirements, is adjusted by the ratio of the subsequent test configuration to the initial test configuration specified maximum output power and the adjusted SAR is  $\leq 1.2\text{ W/Kg}$ , SAR is not required for that subsequent test configuration.
7. SAR for subsequent highest measured maximum output power channels in the subsequent test configuration is required only when the reported SAR of the preceding higher maximum output power channel(s) in the subsequent test configuration is  $> 1.2\text{ W/Kg}$  or until all required channels are tested.

**B.2.3 Bluetooth**

| Band            | Mode              | Data Rate                   | Channel | Frequency (MHz) | Avg. Pwr. (dBm)<br>Aux | Tune-up Pwr (dBm) | SAR Test? |
|-----------------|-------------------|-----------------------------|---------|-----------------|------------------------|-------------------|-----------|
| 2.4 GHz<br>(BT) | Bluetooth<br>v5.2 | Basic rate<br>GFSK          | 0       | 2402            | 10.13                  | 10.50             | Yes       |
|                 |                   |                             | 39      | 2441            | 10.27                  | 10.50             |           |
|                 |                   |                             | 78      | 2480            | 10.46                  | 10.50             |           |
|                 |                   | Basic rate $\pi/4$<br>DQPSK | 0       | 2402            | NR <sup>1</sup>        | 9.50              | No        |
|                 |                   |                             | 39      | 2441            |                        | 9.50              |           |
|                 |                   |                             | 78      | 2480            |                        | 9.50              |           |
|                 |                   |                             | 0       | 2402            |                        | 9.50              |           |
|                 |                   |                             | 39      | 2441            |                        | 9.50              |           |
|                 |                   |                             | 78      | 2480            |                        | 9.50              |           |
|                 | BLE               | Low energy<br>GFSK          | 0       | 2402            | 9.00                   |                   |           |
|                 |                   |                             | 39      | 2441            | 9.00                   |                   |           |
|                 |                   |                             | 78      | 2480            | 9.00                   |                   |           |

Initial test configuration

1. NR: Not Required



### B.3 Tissue Parameters Measurement

#### Body TSL

| Freq.(MHz) | Target Parameters |                | Measured TSLParameters |                | Deviation (%)         |                    | Date       |
|------------|-------------------|----------------|------------------------|----------------|-----------------------|--------------------|------------|
|            | $\epsilon'$ (F/m) | $\sigma$ (S/m) | $\epsilon'$ (F/m)      | $\sigma$ (S/m) | Deviation $\epsilon'$ | Deviation $\sigma$ |            |
| 2450       | 52.7              | 1.95           | 53.55                  | 1.94           | 1.61                  | -0.51              | 2023-03-06 |
| 5300       | 48.88             | 5.42           | 48.23                  | 5.52           | -1.33                 | 1.85               |            |
| 5500       | 48.61             | 5.65           | 47.91                  | 5.81           | -1.44                 | 2.83               |            |
| 5600       | 48.47             | 5.77           | 47.73                  | 5.94           | -1.53                 | 2.95               |            |
| 5800       | 48.2              | 6.0            | 47.28                  | 6.25           | -1.91                 | 4.17               |            |

See 0 for more details.

### B.4 System Check Measurements

#### Body Measurements

| Frequency (MHz) | Average | Target SAR (W/kg) | Measured SAR (W/kg) | Deviation to target (%) | Forwarded Power(mW) | Deviation Limit (%) | Date       |
|-----------------|---------|-------------------|---------------------|-------------------------|---------------------|---------------------|------------|
| 2450            | 1g      | 48.90             | 47.40               | -3.07                   | 50.00               | ± 10                | 2023-03-08 |
|                 | 10g     | 23.20             | 22.00               | -5.17                   |                     |                     |            |
| 5300            | 1g      | 71.70             | 73.60               | 2.65                    |                     |                     |            |
|                 | 10g     | 20.00             | 21.80               | 9.00                    |                     |                     |            |
| 5600            | 1g      | 76.50             | 73.60               | -3.79                   |                     |                     |            |
|                 | 10g     | 21.20             | 20.80               | -1.89                   |                     |                     |            |
| 5800            | 1g      | 73.40             | 72.20               | -1.63                   |                     |                     |            |
|                 | 10g     | 20.00             | 21.40               | 7.00                    |                     |                     |            |

See Annex C for more details.

## B.5 SAR Test Results

### B.5.1 802.11b/g/n/ax – 2.4GHz - DTS

| Antenna | Mode    | Data rate | BW (MHz) | Channel Number | Freq (MHz) | Position | Scaling Factor (dB) | Measured SAR 1g (W/kg) | Reported SAR 1g (W/kg) | Plot # |
|---------|---------|-----------|----------|----------------|------------|----------|---------------------|------------------------|------------------------|--------|
| Aux     | 802.15  | DH5       | 1        | 78             | 2480       | Laptop   | 0.04                | 0.03                   | 0.03                   |        |
| Main    | 802.11b | 1Mbps     | 20       | 11             | 2462       |          | 0.08                | 0.34                   | 0.34                   |        |
| Aux     |         |           |          |                |            |          | 0.22                | 0.38                   | 0.40                   | 1      |

### B.5.2 802.11a/n/ac/ax – 5.3 GHz – U-NII-2A

| Antenna | Mode    | Data rate | BW (MHz) | Channel Number | Freq (MHz) | Position | Scaling Factor (dB) | Measured SAR 1g (W/kg) | Reported SAR 1g (W/kg) | Plot # |
|---------|---------|-----------|----------|----------------|------------|----------|---------------------|------------------------|------------------------|--------|
| Main    | 802.11n | HT0       | 40       | 54             | 5270       | Laptop   | 0.10                | 0.20                   | 0.20                   |        |
| Aux     |         |           |          |                |            |          | 0.02                | 0.24                   | 0.24                   | 2      |

### B.5.3 802.11a/n/ac/ax – 5.6 GHz – U-NII-2C

| Antenna | Mode     | Data rate | BW (MHz) | Channel Number | Freq (MHz) | Position | Scaling Factor (dB) | Measured SAR 1g (W/kg) | Reported SAR 1g (W/kg) | Plot # |
|---------|----------|-----------|----------|----------------|------------|----------|---------------------|------------------------|------------------------|--------|
| Main    | 802.11ac | VHT0      | 80       | 122            | 5610       | Laptop   | 0.01                | 0.17                   | 0.17                   | 3      |
| Aux     |          |           |          |                |            |          | 0.01                | 0.15                   | 0.15                   |        |

### B.5.4 802.11a/n/ac/ax – 5.8 GHz – U-NII-3

| Antenna | Mode     | Data rate | BW (MHz) | Channel Number | Freq (MHz) | Position | Scaling Factor (dB) | Measured SAR 1g (W/kg) | Reported SAR 1g (W/kg) | Plot # |
|---------|----------|-----------|----------|----------------|------------|----------|---------------------|------------------------|------------------------|--------|
| Main    | 802.11ac | VHT0      | 80       | 155            | 5775       | Laptop   | 0.39                | 0.17                   | 0.19                   | 4      |
| Aux     |          |           |          | 138            | 5690       |          | 0.14                | 0.15                   | 0.15                   |        |

### B.5.5 SAR Measurement Variability

According to FCC OET KDB 865664, SAR Measurement variability is assessed when the maximum initial measured SAR is  $\geq 0.8$  W/kg for a certain band/mode. If the measured SAR value of the initial repeated measurement is  $< 1.45$  W/kg with  $< 20\%$  variation, only one repeated measurement is required to confirm that the results are not expected to have substantial variations.

According to FCC OET KDB 865664, SAR Measurement variability is assessed when the maximum initial measured SAR is  $\geq 0.8$  W/kg for a certain band/mode.

As all measured SAR results are below 0.8W/kg, therefore SAR variability is not required.

### B.5.6 Simultaneous Transmission SAR Evaluation

According to FCC OET KDB 447498, when the sum of 1g SAR for all simultaneously transmitting antennas in an operating mode and exposure condition combination is within the SAR limit, SAR test exclusion applies to that simultaneous transmission configuration.

All the values stated in the table below are the worst case found for standalone measurement with disregard of the transmission mode or channel where the worst case was found

| Antenna | Position | Highest Reported SAR (1g) (W/kg) |           |           |
|---------|----------|----------------------------------|-----------|-----------|
|         |          | WLAN 2.4GHz                      | WLAN 5GHz | Bluetooth |
| Main    | Laptop   | 0.34                             | 0.20      |           |
| Aux     |          | 0.40                             | 0.24      | 0.03      |

\*According to FCC OET KDB 447498, when standalone test exclusion is applied to an antenna that transmits simultaneously with other antennas, the standalone SAR must be estimated to 0.4 W/Kg for 1-g SAR when the test separation is  $> 50$ mm in order to determine simultaneous transmission test exclusion.

| Position | Simultaneous Tx Antenna Combination |                | $\Sigma$ SAR 1g (W/kg) | Limit (W/kg) |
|----------|-------------------------------------|----------------|------------------------|--------------|
|          | Main Antenna                        | Aux Antenna    |                        |              |
| Laptop   | WLAN 5GHz                           | WLAN 5GHz      | 0.44                   | 1.6          |
|          | WLAN 5GHz                           | WLAN 5GHz + BT | 0.47                   |              |
|          | WLAN 5GHz                           | BT             | 0.23                   |              |
|          | WLAN 2.4GHz                         | WLAN 2.4GHz    | 0.74                   |              |
|          | WLAN 2.4GHz                         | BT             | 0.37                   |              |

Considering the results described above and according to the simultaneous transmission evaluation exclusions described in FCC OET KDB 447498, no enlarged zoom scan measurements are required.

# Annex C. Test System Plots

---

|   |    |
|---|----|
| 1. DTS - 802.11b, CH11, Aux Antenna.....            | 37 |
| 2. U-NII-2A - 802.11n40, CH54, Aux Antenna.....     | 38 |
| 3. U-NII-2C - 802.11ac80, CH122, Main Antenna ..... | 39 |
| 4. U-NII-3 - 802.11ac80, CH155, Main Antenna .....  | 40 |
| 5. System Check Body Liquid 2450MHz .....           | 41 |
| 6. System Check Body Liquid 5300MHz .....           | 42 |
| 7. System Check Body Liquid 5600MHz .....           | 43 |
| 8. System Check Body Liquid 5800MHz .....           | 44 |

## 1. DTS - 802.11b, CH11, Aux Antenna

### Device under Test Properties

| Model | Dimensions [mm]      | S/N           | DUT Type   |
|-------|----------------------|---------------|------------|
| P123F | 360.0 x 240.0 x 17.0 | 7510286300003 | Regular NB |

### Exposure Conditions

| Phantom Section, TSL | Position, Test Distance [mm] | Band        | Group, UID      | Frequency [MHz], Channel Number | Conversion Factor | TSL Conductivity [S/m] | TSL Permittivity |
|----------------------|------------------------------|-------------|-----------------|---------------------------------|-------------------|------------------------|------------------|
| Flat, MSL            | LAPTOP, 0.00                 | WLAN 2.4GHz | WLAN, 10415-AAA | 2462.0, 11                      | 7.39              | 1.95                   | 53.5             |

### Hardware Setup


| Phantom                     | TSL, Measured Date         | Probe, Calibration Date     | DAE, Calibration Date     |
|-----------------------------|----------------------------|-----------------------------|---------------------------|
| ELI V8.0 (20deg probe tilt) | MBBL-600-6000, 2023-Mar-06 | EX3DV4 - SN3978, 2022-05-17 | DAE4ip Sn1703, 2022-04-28 |

### Scan Setup

|                     | Area Scan         | Zoom Scan          |
|---------------------|-------------------|--------------------|
| Grid Extents [mm]   | 120.0 x 120.0     | 30.0 x 30.0 x 30.0 |
| Grid Steps [mm]     | 10.0 x 10.0       | 5.0 x 5.0 x 1.5    |
| Sensor Surface [mm] | 3.0               | 1.4                |
| Graded Grid         | Yes               | Yes                |
| Grading Ratio       | 1.5               | 1.5                |
| MAIA                | Confirmed by MAIA | Confirmed by MAIA  |
| Surface Detection   | VMS + 6p          | VMS + 6p           |
| Scan Method         | Measured          | Measured           |

### Measurement Results

|                     | Area Scan         | Zoom Scan         |
|---------------------|-------------------|-------------------|
| Date                | 2023-03-08, 09:19 | 2023-03-08, 09:27 |
| psSAR1g [W/Kg]      | 0.329             | 0.379             |
| psSAR10g [W/Kg]     | 0.165             | 0.178             |
| Power Drift [dB]    | 0.05              | 0.03              |
| Power Scaling       | Disabled          | Disabled          |
| Scaling Factor [dB] |                   |                   |
| TSL Correction      | Positive Only     | Positive Only     |
| M2/M1 [%]           |                   | 75.6              |
| Dist 3dB Peak [mm]  |                   | 7.2               |



## 2. U-NII-2A - 802.11n40, CH54, Aux Antenna

### Device under Test Properties

| Model | Dimensions [mm]      | S/N           | DUT Type   |
|-------|----------------------|---------------|------------|
| P123F | 360.0 x 240.0 x 17.0 | 7510286300003 | Regular NB |

### Exposure Conditions

| Phantom Section, TSL | Position, Test Distance [mm] | Band      | Group, UID      | Frequency [MHz], Channel Number | Conversion Factor | TSL Conductivity [S/m] | TSL Permittivity |
|----------------------|------------------------------|-----------|-----------------|---------------------------------|-------------------|------------------------|------------------|
| Flat, MSL            | LAPTOP, 0.00                 | WLAN 5GHz | WLAN, 10402-AAE | 5270.0, 54                      | 4.1               | 5.47                   | 48.3             |

### Hardware Setup

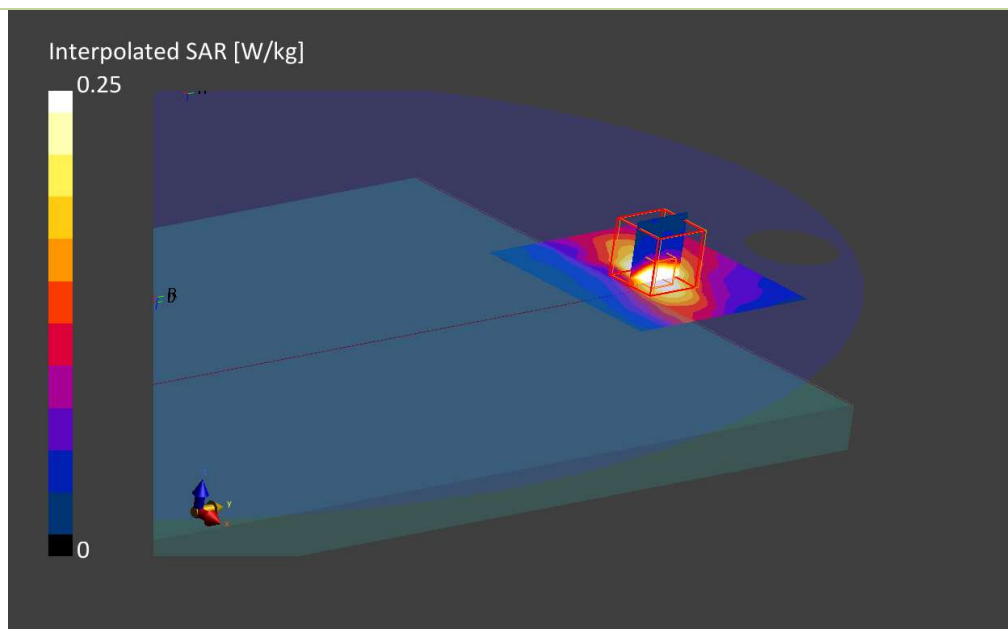
| Phantom                     | TSL, Measured Date         | Probe, Calibration Date     | DAE, Calibration Date     |
|-----------------------------|----------------------------|-----------------------------|---------------------------|
| ELI V8.0 (20deg probe tilt) | MABL-600-6000, 2023-Mar-06 | EX3DV4 - SN3978, 2022-05-17 | DAE4ip Sn1703, 2022-04-28 |

### Scan Setup

|                     | Area Scan         | Zoom Scan          |
|---------------------|-------------------|--------------------|
| Grid Extents [mm]   | 120.0 x 120.0     | 22.0 x 22.0 x 22.0 |
| Grid Steps [mm]     | 10.0 x 10.0       | 3.6 x 3.6 x 1.4    |
| Sensor Surface [mm] | 3.0               | 1.4                |
| Graded Grid         | Yes               | Yes                |
| Grading Ratio       | 1.5               | 1.4                |
| MAIA                | Confirmed by MAIA | Confirmed by MAIA  |
| Surface Detection   | VMS + 6p          | VMS + 6p           |
| Scan Method         | Measured          | Measured           |

### Measurement Results

|                     | Area Scan         | Zoom Scan         |
|---------------------|-------------------|-------------------|
| Date                | 2023-03-08, 11:49 | 2023-03-08, 12:00 |
| psSAR1g [W/Kg]      | 0.169             | 0.242             |
| psSAR10g [W/Kg]     | 0.069             | 0.098             |
| Power Drift [dB]    | 0.25              | 0.15              |
| Power Scaling       | Disabled          | Disabled          |
| Scaling Factor [dB] |                   |                   |
| TSL Correction      | Positive Only     | Positive Only     |
| M2/M1 [%]           |                   | 66.0              |
| Dist 3dB Peak [mm]  |                   | 4.6               |



### 3. U-NII-2C - 802.11ac80, CH122, Main Antenna

#### Device under Test Properties

| Model | Dimensions [mm]      | S/N           | DUT Type   |
|-------|----------------------|---------------|------------|
| P123F | 360.0 x 240.0 x 17.0 | 7510286300003 | Regular NB |

#### Exposure Conditions

| Phantom Section, TSL | Position, Test Distance [mm] | Band      | Group, UID      | Frequency [MHz], Channel Number | Conversion Factor | TSL Conductivity [S/m] | TSL Permittivity |
|----------------------|------------------------------|-----------|-----------------|---------------------------------|-------------------|------------------------|------------------|
| Flat, MSL            | LAPTOP, 0.00                 | WLAN 5GHz | WLAN, 10402-AAE | 5610.0, 122                     | 3.77              | 5.96                   | 47.7             |

#### Hardware Setup

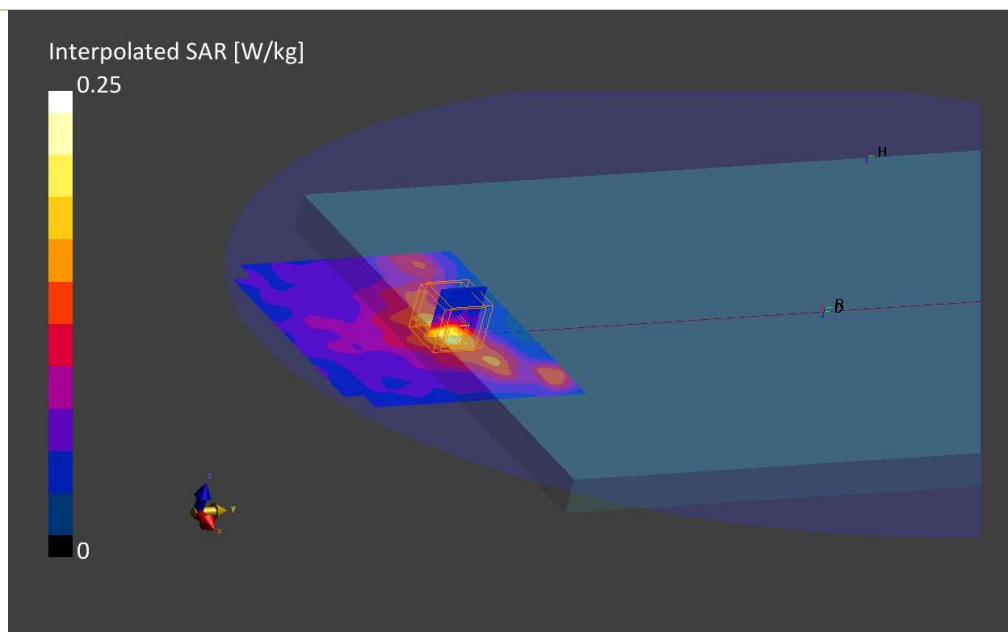
| Phantom                     | TSL, Measured Date         | Probe, Calibration Date     | DAE, Calibration Date     |
|-----------------------------|----------------------------|-----------------------------|---------------------------|
| ELI V8.0 (20deg probe tilt) | MABL-600-6000, 2023-Mar-06 | EX3DV4 - SN3978, 2022-05-17 | DAE4ip Sn1703, 2022-04-28 |

#### Scan Setup

|                     | Area Scan         | Zoom Scan          |
|---------------------|-------------------|--------------------|
| Grid Extents [mm]   | 120.0 x 120.0     | 22.0 x 22.0 x 22.0 |
| Grid Steps [mm]     | 10.0 x 10.0       | 4.0 x 4.0 x 1.4    |
| Sensor Surface [mm] | 3.0               | 1.4                |
| Graded Grid         | Yes               | Yes                |
| Grading Ratio       | 1.5               | 1.4                |
| MAIA                | Confirmed by MAIA | Confirmed by MAIA  |
| Surface Detection   | VMS + 6p          | VMS + 6p           |
| Scan Method         | Measured          | Measured           |

#### Measurement Results

|                    | Area Scan         | Zoom Scan         |
|--------------------|-------------------|-------------------|
| Date               | 2023-03-08, 12:25 | 2023-03-08, 12:33 |
| psSAR1g [W/Kg]     | 0.164             | 0.172             |
| psSAR10g [W/Kg]    | 0.069             | 0.093             |
| Power Drift [dB]   | -0.09             | -0.11             |
| Power Scaling      | Disabled          | Disabled          |
| Scaling Factor     |                   |                   |
| TSL Correction     | Positive Only     | Positive Only     |
| M2/M1 [%]          |                   | 65.1              |
| Dist 3dB Peak [mm] |                   | 7.2               |



### 4. U-NII-3 - 802.11ac80, CH155, Main Antenna

#### Device under Test Properties

| Model | Dimensions [mm]      | S/N           | DUT Type   |
|-------|----------------------|---------------|------------|
| P123F | 360.0 x 240.0 x 17.0 | 7510286300003 | Regular NB |

#### Exposure Conditions

| Phantom Section, TSL | Position, Test Distance [mm] | Band      | Group, UID      | Frequency [MHz], Channel Number | Conversion Factor | TSL Conductivity [S/m] | TSL Permittivity |
|----------------------|------------------------------|-----------|-----------------|---------------------------------|-------------------|------------------------|------------------|
| Flat, MSL            | LAPTOP, 0.00                 | WLAN 5GHz | WLAN, 10456-AAC | 5775.0, 155                     | 3.79              | 6.21                   | 47.3             |

#### Hardware Setup

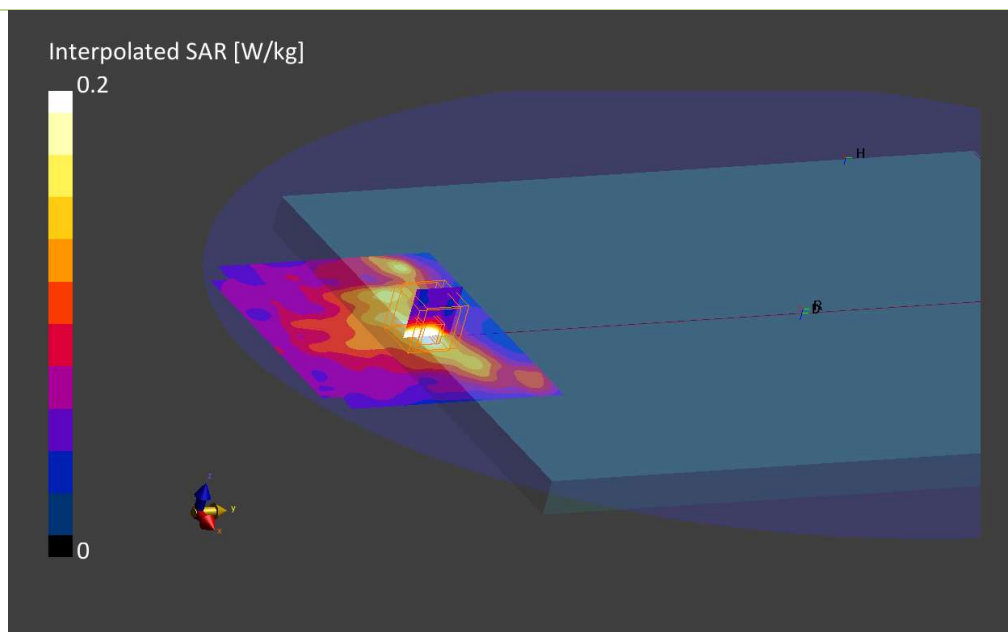
| Phantom                     | TSL, Measured Date         | Probe, Calibration Date     | DAE, Calibration Date     |
|-----------------------------|----------------------------|-----------------------------|---------------------------|
| ELI V8.0 (20deg probe tilt) | MABL-600-6000, 2023-Mar-06 | EX3DV4 - SN3978, 2022-05-17 | DAE4ip Sn1703, 2022-04-28 |

#### Scan Setup

|                     | Area Scan         | Zoom Scan          |
|---------------------|-------------------|--------------------|
| Grid Extents [mm]   | 120.0 x 120.0     | 22.0 x 22.0 x 22.0 |
| Grid Steps [mm]     | 10.0 x 10.0       | 4.0 x 4.0 x 1.4    |
| Sensor Surface [mm] | 3.0               | 1.4                |
| Graded Grid         | Yes               | Yes                |
| Grading Ratio       | 1.5               | 1.4                |
| MAIA                | Confirmed by MAIA | Confirmed by MAIA  |
| Surface Detection   | VMS + 6p          | VMS + 6p           |
| Scan Method         | Measured          | Measured           |

#### Measurement Results

|                    | Area Scan         | Zoom Scan         |
|--------------------|-------------------|-------------------|
| Date               | 2023-03-08, 13:22 | 2023-03-08, 13:31 |
| psSAR1g [W/Kg]     | 0.158             | 0.174             |
| psSAR10g [W/Kg]    | 0.065             | 0.095             |
| Power Drift [dB]   | 0.08              | -0.20             |
| Power Scaling      | Disabled          | Disabled          |
| Scaling Factor     |                   |                   |
| TSL Correction     | Positive Only     | Positive Only     |
| M2/M1 [%]          |                   | 66.7              |
| Dist 3dB Peak [mm] |                   | 8.0               |





## 5. System Check Body Liquid 2450MHz

### Device under Test Properties

| Model, Manufacturer | Dimensions [mm]    | S/N | DUT Type          |
|---------------------|--------------------|-----|-------------------|
| D2450V2, SPEAG      | 50.0 x 10.0 x 15.0 | 937 | Validation Dipole |

### Exposure Conditions

| Phantom Section, TSL | Position, Test Distance [mm] | Band | Group, UID | Frequency [MHz], Channel Number | Conversion Factor | TSL Conductivity [S/m] | TSL Permittivity |
|----------------------|------------------------------|------|------------|---------------------------------|-------------------|------------------------|------------------|
| Flat, MSL            | ,                            |      | 0--        | 2450.0                          | 7.39              | 1.94                   | 53.6             |

### Hardware Setup

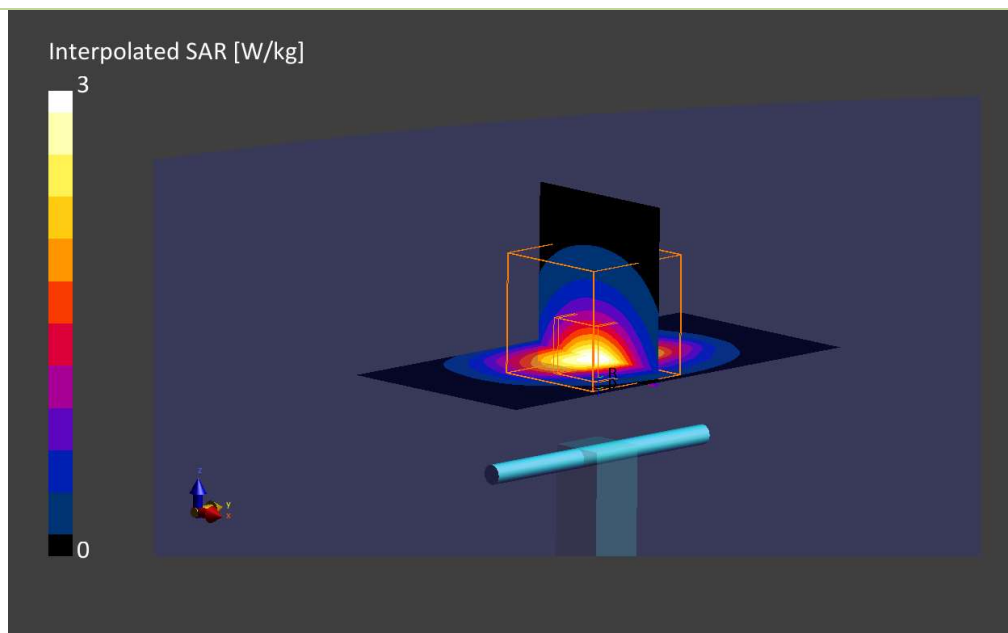
| Phantom                     | TSL, Measured Date         | Probe, Calibration Date     | DAE, Calibration Date     |
|-----------------------------|----------------------------|-----------------------------|---------------------------|
| ELI V8.0 (20deg probe tilt) | MABL-600-6000, 2023-Mar-06 | EX3DV4 - SN3978, 2022-05-17 | DAE4ip Sn1703, 2022-04-28 |

### Scan Setup

|                     | Area Scan         | Zoom Scan          |
|---------------------|-------------------|--------------------|
| Grid Extents [mm]   | 40.0 x 80.0       | 30.0 x 30.0 x 30.0 |
| Grid Steps [mm]     | 10.0 x 10.0       | 5.0 x 5.0 x 1.5    |
| Sensor Surface [mm] | 3.0               | 1.4                |
| Graded Grid         | Yes               | Yes                |
| Grading Ratio       | 1.5               | 1.5                |
| MAIA                | Confirmed by MAIA | Confirmed by MAIA  |
| Surface Detection   | VMS + 6p          | VMS + 6p           |
| Scan Method         | Measured          | Measured           |

### Measurement Results

|                    | Area Scan         | Zoom Scan         |
|--------------------|-------------------|-------------------|
| Date               | 2023-03-08, 15:22 | 2023-03-08, 15:28 |
| psSAR1g [W/Kg]     | 2.25              | 2.37              |
| psSAR10g [W/Kg]    | 1.06              | 1.10              |
| Power Drift [dB]   | -0.04             | -0.03             |
| Power Scaling      | Disabled          | Disabled          |
| Scaling Factor     |                   |                   |
| TSL Correction     | Positive Only     | Positive Only     |
| M2/M1 [%]          |                   | 76.3              |
| Dist 3dB Peak [mm] |                   | 8.9               |



## 6. System Check Body Liquid 5300MHz

### Device under Test Properties

| Model, Manufacturer | Dimensions [mm]    | S/N  | DUT Type          |
|---------------------|--------------------|------|-------------------|
| D5GHzV2 , SPEAG     | 50.0 x 10.0 x 15.0 | 1164 | Validation Dipole |

### Exposure Conditions

| Phantom Section, TSL | Position, Test Distance [mm] | Band | Group, UID | Frequency [MHz], Channel Number | Conversion Factor | TSL Conductivity [S/m] | TSL Permittivity |
|----------------------|------------------------------|------|------------|---------------------------------|-------------------|------------------------|------------------|
| Flat, MSL            | ,                            | ,    | 0--        | 5300.0, 0                       | 4.1               | 5.52                   | 48.2             |

### Hardware Setup

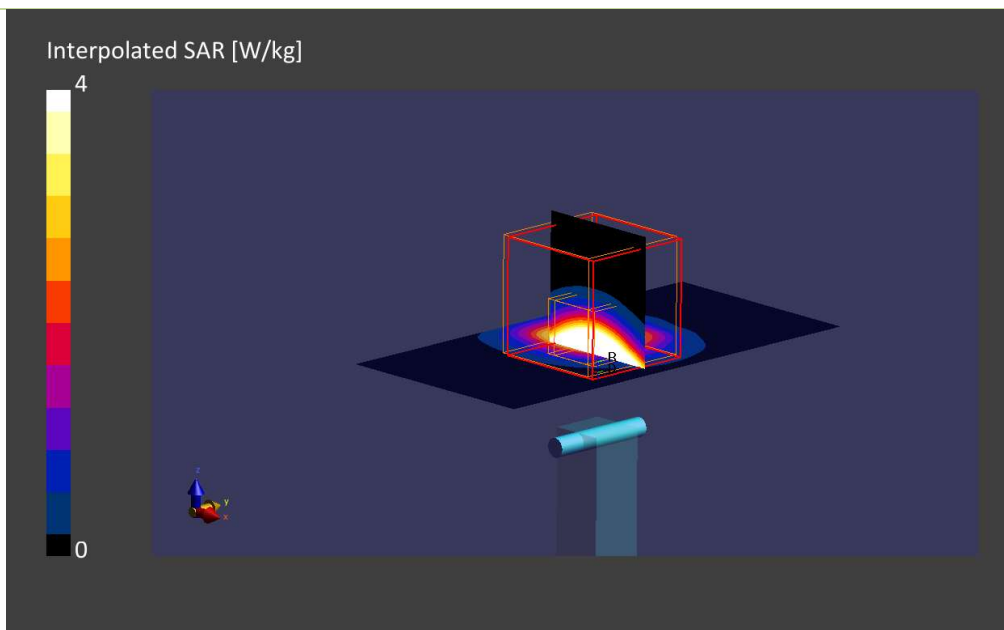
| Phantom                     | TSL, Measured Date         | Probe, Calibration Date     | DAE, Calibration Date     |
|-----------------------------|----------------------------|-----------------------------|---------------------------|
| ELI V8.0 (20deg probe tilt) | MABL-600-6000, 2023-Mar-06 | EX3DV4 - SN3978, 2022-05-17 | DAE4ip Sn1703, 2022-04-28 |

### Scan Setup

|                     | Area Scan         | Zoom Scan          |
|---------------------|-------------------|--------------------|
| Grid Extents [mm]   | 40.0 x 80.0       | 22.0 x 22.0 x 22.0 |
| Grid Steps [mm]     | 10.0 x 10.0       | 4.0 x 4.0 x 1.4    |
| Sensor Surface [mm] | 3.0               | 1.4                |
| Graded Grid         | Yes               | Yes                |
| Grading Ratio       | 1.5               | 1.4                |
| MAIA                | Confirmed by MAIA | Confirmed by MAIA  |
| Surface Detection   | VMS + 6p          | VMS + 6p           |
| Scan Method         | Measured          | Measured           |

### Measurement Results

|                     | Area Scan         | Zoom Scan         |
|---------------------|-------------------|-------------------|
| Date                | 2023-03-08, 16:45 | 2023-03-08, 16:51 |
| psSAR1g [W/Kg]      | 3.04              | 3.68              |
| psSAR10g [W/Kg]     | 0.989             | 1.09              |
| Power Drift [dB]    | -0.11             | -0.05             |
| Power Scaling       | Disabled          | Disabled          |
| Scaling Factor [dB] |                   |                   |
| TSL Correction      | Positive Only     | Positive Only     |
| M2/M1 [%]           |                   | 63.7              |
| Dist 3dB Peak [mm]  |                   | 7.9               |



## 7. System Check Body Liquid 5600MHz

### Device under Test Properties

| Model, Manufacturer | Dimensions [mm]    | S/N  | DUT Type          |
|---------------------|--------------------|------|-------------------|
| D5GHzV2 , SPEAG     | 50.0 x 10.0 x 12.0 | 1164 | Validation Dipole |

### Exposure Conditions

| Phantom Section, TSL | Position, Test Distance [mm] | Band | Group, UID | Frequency [MHz], Channel Number | Conversion Factor | TSL Conductivity [S/m] | TSL Permittivity |
|----------------------|------------------------------|------|------------|---------------------------------|-------------------|------------------------|------------------|
| Flat, MSL            | ,                            | ,    | 0--        | 5600                            | 3.77              | 5.94                   | 47.7             |

### Hardware Setup


| Phantom                     | TSL, Measured Date         | Probe, Calibration Date     | DAE, Calibration Date     |
|-----------------------------|----------------------------|-----------------------------|---------------------------|
| ELI V8.0 (20deg probe tilt) | MABL-600-6000, 2023-Mar-06 | EX3DV4 - SN3978, 2022-05-17 | DAE4ip Sn1703, 2022-04-28 |

### Scan Setup

|                     | Area Scan         | Zoom Scan          |
|---------------------|-------------------|--------------------|
| Grid Extents [mm]   | 40.0 x 80.0       | 22.0 x 22.0 x 22.0 |
| Grid Steps [mm]     | 10.0 x 10.0       | 4.0 x 4.0 x 1.4    |
| Sensor Surface [mm] | 3.0               | 1.4                |
| Graded Grid         | Yes               | Yes                |
| Grading Ratio       | 1.5               | 1.4                |
| MAIA                | Confirmed by MAIA | Confirmed by MAIA  |
| Surface Detection   | VMS + 6p          | VMS + 6p           |
| Scan Method         | Measured          | Measured           |

### Measurement Results

|                     | Area Scan         | Zoom Scan         |
|---------------------|-------------------|-------------------|
| Date                | 2023-03-08, 17:14 | 2023-03-08, 17:20 |
| psSAR1g [W/Kg]      | 3.29              | 3.68              |
| psSAR10g [W/Kg]     | 0.955             | 1.04              |
| Power Drift [dB]    | -0.12             | -0.07             |
| Power Scaling       | Disabled          | Disabled          |
| Scaling Factor [dB] |                   |                   |
| TSL Correction      | Positive Only     | Positive Only     |
| M2/M1 [%]           |                   | 61.7              |
| Dist 3dB Peak [mm]  |                   | 7.2               |



## 8. System Check Body Liquid 5800MHz

### Device under Test Properties

| Model, Manufacturer | Dimensions [mm]    | S/N  | DUT Type          |
|---------------------|--------------------|------|-------------------|
| D5GHzV2 , SPEAG     | 50.0 x 10.0 x 12.0 | 1164 | Validation Dipole |

### Exposure Conditions

| Phantom Section, TSL | Position, Test Distance [mm] | Band | Group, UID | Frequency [MHz], Channel Number | Conversion Factor | TSL Conductivity [S/m] | TSL Permittivity |
|----------------------|------------------------------|------|------------|---------------------------------|-------------------|------------------------|------------------|
| Flat, MSL            | ,                            | ,    | 0--        | 5800                            | 3.79              | 6.25                   | 47.3             |

### Hardware Setup


| Phantom                     | TSL, Measured Date         | Probe, Calibration Date     | DAE, Calibration Date     |
|-----------------------------|----------------------------|-----------------------------|---------------------------|
| ELI V8.0 (20deg probe tilt) | MABL-600-6000, 2023-Mar-06 | EX3DV4 - SN3978, 2022-05-17 | DAE4ip Sn1703, 2022-04-28 |

### Scan Setup

|                     | Area Scan         | Zoom Scan          |
|---------------------|-------------------|--------------------|
| Grid Extents [mm]   | 40.0 x 80.0       | 22.0 x 22.0 x 22.0 |
| Grid Steps [mm]     | 10.0 x 10.0       | 4.0 x 4.0 x 1.4    |
| Sensor Surface [mm] | 3.0               | 1.4                |
| Graded Grid         | Yes               | Yes                |
| Grading Ratio       | 1.5               | 1.4                |
| MAIA                | Confirmed by MAIA | Confirmed by MAIA  |
| Surface Detection   | VMS + 6p          | VMS + 6p           |
| Scan Method         | Measured          | Measured           |

### Measurement Results

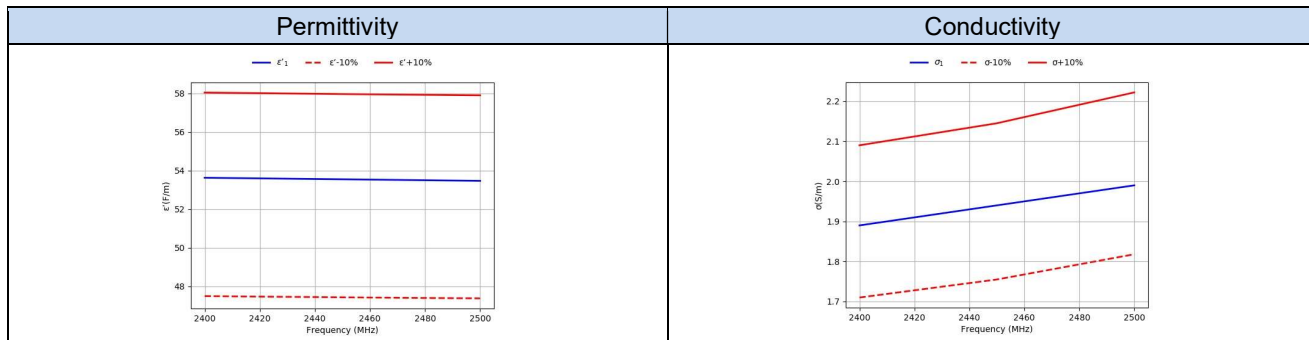
|                     | Area Scan         | Zoom Scan         |
|---------------------|-------------------|-------------------|
| Date                | 2023-03-08, 16:25 | 2023-03-08, 16:31 |
| psSAR1g [W/Kg]      | 2.94              | 3.61              |
| psSAR10g [W/Kg]     | 0.949             | 1.07              |
| Power Drift [dB]    | 0.00              | -0.02             |
| Power Scaling       | Disabled          | Disabled          |
| Scaling Factor [dB] |                   |                   |
| TSL Correction      | Positive Only     | Positive Only     |
| M2/M1 [%]           |                   | 58.0              |
| Dist 3dB Peak [mm]  |                   | 7.9               |



# Annex D. TSL Dielectric Parameters

## D.1 Body 2300 – 2500 MHz

| Freq.(MHz) | Target            |                | Measured 2023-03-06 |                |
|------------|-------------------|----------------|---------------------|----------------|
|            | $\epsilon'$ (F/m) | $\sigma$ (S/m) | $\epsilon'$ (F/m)   | $\sigma$ (S/m) |
| 2400       | 52.77             | 1.90           | 53.63               | 1.89           |
| 2450       | 52.7              | 1.95           | 53.55               | 1.94           |
| 2500       | 52.64             | 2.02           | 53.47               | 1.99           |



## D.2 Body 5200 – 5900 MHz

| Freq.(MHz) | Target            |                | Measured 2023-03-06 |                |
|------------|-------------------|----------------|---------------------|----------------|
|            | $\epsilon'$ (F/m) | $\sigma$ (S/m) | $\epsilon'$ (F/m)   | $\sigma$ (S/m) |
| 5200       | 49.01             | 5.30           | 48.40               | 5.35           |
| 5250       | 48.95             | 5.36           | 48.31               | 5.43           |
| 5300       | 48.88             | 5.42           | 48.23               | 5.52           |
| 5350       | 48.81             | 5.47           | 48.14               | 5.60           |
| 5400       | 48.74             | 5.53           | 48.07               | 5.68           |
| 5450       | 48.67             | 5.59           | 47.99               | 5.74           |
| 5500       | 48.61             | 5.65           | 47.91               | 5.81           |
| 5550       | 48.54             | 5.71           | 47.83               | 5.88           |
| 5600       | 48.47             | 5.77           | 47.73               | 5.94           |
| 5650       | 48.4              | 5.82           | 47.61               | 6.02           |
| 5700       | 48.34             | 5.88           | 47.50               | 6.10           |
| 5750       | 48.27             | 5.94           | 47.39               | 6.18           |
| 5800       | 48.2              | 6.00           | 47.28               | 6.25           |
| 5850       | 48.13             | 6.06           | 47.16               | 6.32           |
| 5900       | 48.06             | 6.12           | 47.03               | 6.39           |

