


## 1. Applicable test methods

<insert test description here for test method>

[example] This test report is prepared for host antenna testing under a Full Anechoic Chamber.



## 2. Test & System Description

### a. Test setup

<insert test diagram here for test site utilized>




Chamber Size : 7\*4\*3m

Radiated setup : 2GHz-7.5GHZ

b. Equipment list

<insert test diagram here for test site utilized>



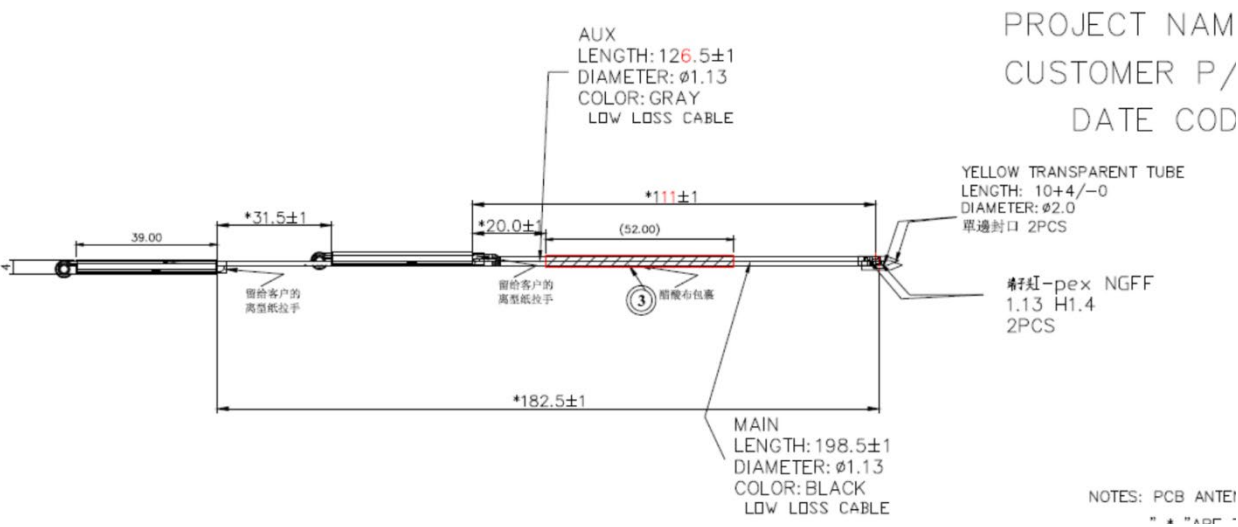
Equipment list

- 1、網絡分析儀
- 2、switch


Section 2. Dimensioned Photos and Drawings of Antennas

Include the dimensioned photo and drawing of Main and Aux antenna here.

Main and Aux Antenna Drawing:



Main and Aux Antenna Photo (Front/Back):



Note: antenna photo should include L type ruler