






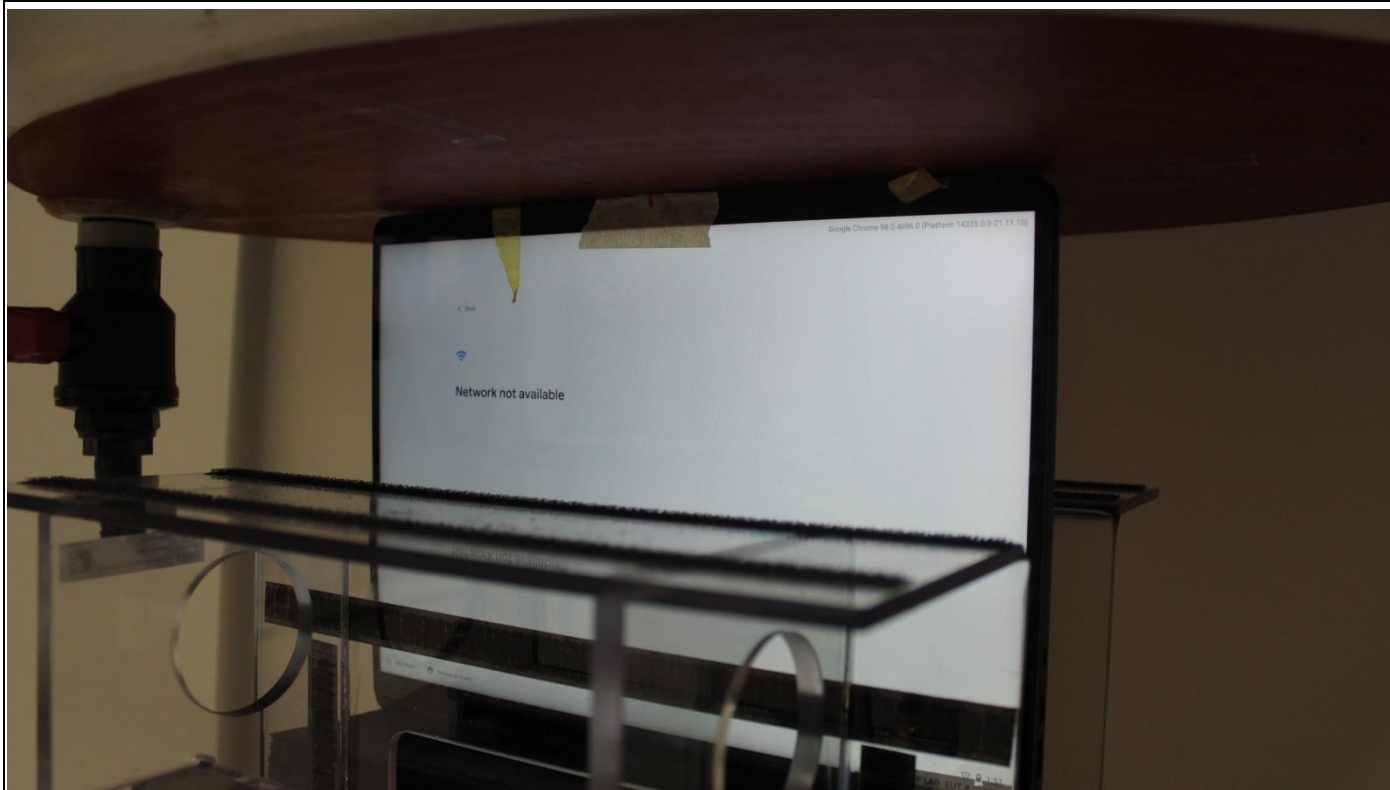
Annex G. Photographs

G.1 Test Sample

Front Sample 211206-01.S03	Back Sample 211206-01.S03
	
Screen Sample 211206-01.S03	Keyboard Sample 211206-01.S03
	
Laptop Sample 211206-01.S03	
	

G.2 SAR Test position



Top Edge



Back face



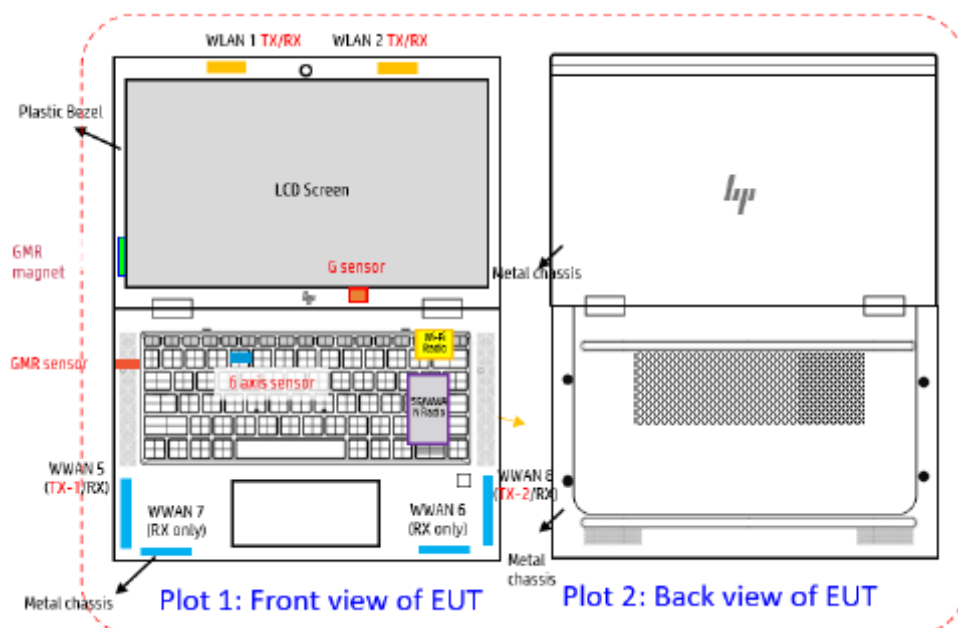
G.3 PD Test position

Top Edge @2.5mm	Top Edge @2.5mm (close view)
	

G.4 Antenna host platform location and adjacent edge positions relative to the body

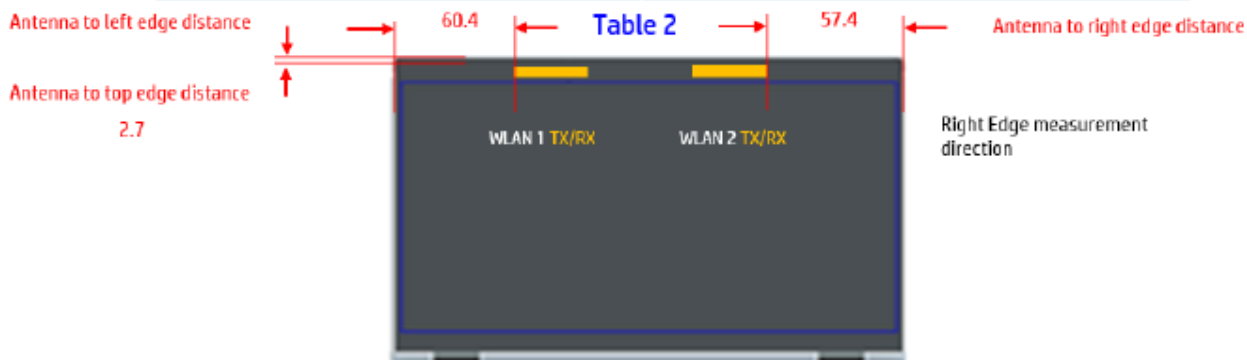
All information (diagrams, values and dimensions) in this section is provided by the manufacturer

Antenna Host Platform location #1



Antenna Host Platform location #2

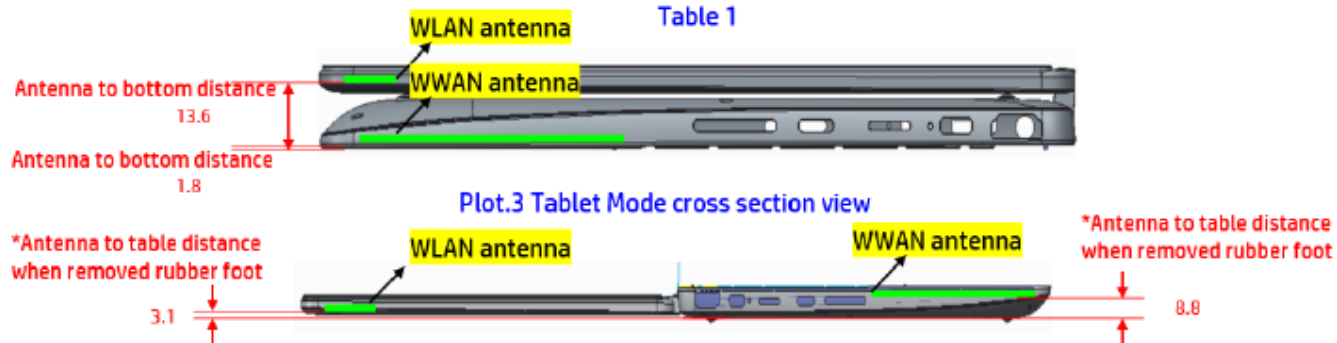
	Antenna to Bottom Distance (Unit: mm)
Top Edge to WLAN PCB	2.7
Left Edge to WLAN Main PCB	60.4
Right Edge to WLAN 1 PCB	57.4



Antenna Host Platform location #3


	Open Lid Degree	WLAN/WWAN Antenna to Bottom Distance (Unit: mm)
Tablet Mode	360	13.6 / 1.8
Flat Mode	180	3.1 / 8.8

Table 1



G.5 Phantom liquid level during measurements

ELI phantom Head liquid SAR SPEAG HBBL600-10000V6 Batch – 210421-2



End of the report

This page is intentionally left blank and marks the last page of the test report.