



Technical drawing of the back of a card, showing dimensions and callouts for the main body and the bottom flap.

Top Section (Main Body):

- Overall width: 283 ± 3 (AUX / COLOR BLACK / $\phi 1.13\text{mm}$)
- Overall height: 20.1 ± 1
- Top edge dimensions: 5.8 ± 0.1 (left), 10 ± 1 (top left), 10 ± 1 (top center), $5^{+0.5}_{-0.2}$ (top right), $5^{+0.5}_{-0.2}$ (top right), $5^{+0.5}_{-0.2}$ (top right).
- Internal dimensions: 2.5 ± 1.5 (4), 60 ± 1.5 (6), 115 ± 1.5 (9), 147 ± 1.5 (11), 195 ± 1.5 (14).
- Callouts: 1, 5-1, 5, 3, 8, 10, 13, 12, 3-1, 3-2, 3-3, 3-4, 3.
- Text: PPID/LABEL 設置 Mylar 邊緣黏附
- Feature: T x 2 (indicated by a red box and red text)

Bottom Section (Bottom Flap):


- Overall width: 243 ± 3 (MAIN / COLOR WHITE / $\phi 1.13\text{mm}$)
- Overall height: 20.1 ± 1
- Top edge dimensions: 34.2 ± 0.3 (23), 136 ± 1.5 (33), 103.5 ± 1.5 (30), 67 ± 1.5 (28), 2.5 ± 1.5 (25), $5^{+0.5}_{-0.2}$ (27), $5^{+0.5}_{-0.2}$ (29), $5^{+0.5}_{-0.2}$ (32).
- Internal dimensions: 34.2 ± 0.3 (23), 10 ± 1 (24), 10 ± 1 (26), 10 ± 1 (26), 10 ± 1 (26).
- Callouts: 23, 6, 4-1, 4, 24, 26, 28, 25, 27, 29, 30, 31, 32, 2, 2-1, 2-2, 2-3, 2-4.
- Text: 端子朝前表面



Include front view photo of all antennas here (below is an example for 2 antennas).

Antenna Manufacturer: **Auden Techno Corp.**


Antenna Part Number: DC33002KR0L (Tx1), DC33002KR0L (Tx2 or Rx2)



Include back view photo of all antennas here (below is an example for 2 antennas).

Antenna Manufacturer: **Auden Techno Corp.**

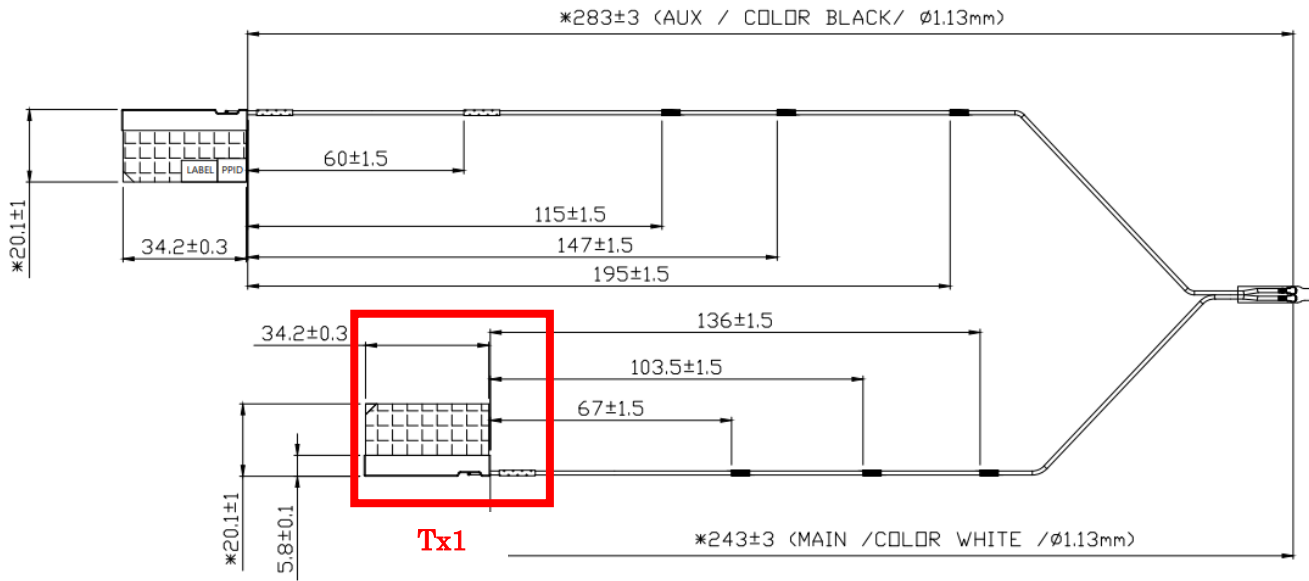
Antenna Part Number: DC33002KR0L (Tx1), DC33002KR0L (Tx2 or Rx2)







Section 2. Dimensioned Photos or Drawings of Antennas

Include a dimensioned photo and dimensioned drawing of Tx1 antenna here.

Tx1 Antenna Dimensioned Drawing:

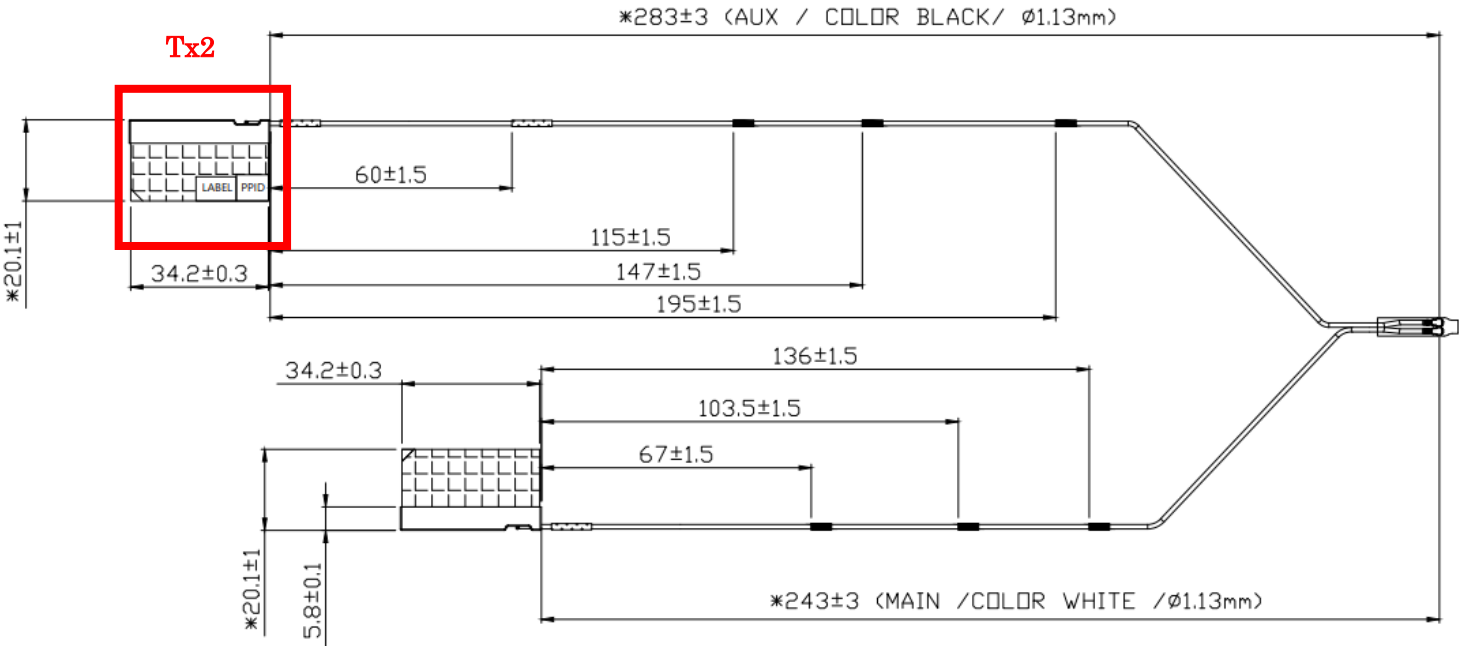


Tx1 Antenna Photo:







Include a dimensioned photo and dimensioned drawing of Tx2 antenna here.

Tx2 Antenna Dimensioned Drawing:




Tx2 (or Rx2) Antenna Photo:



Include front view photo of all antennas here (below is an example for 2 antennas).

Antenna Manufacturer: Hong-BO Co., Ltd


Antenna Part Number: DC33002HR1L (Tx1), DC33002HR1L (Tx2 or Rx2)



Include back view photo of all antennas here (below is an example for 2 antennas).

Antenna Manufacturer: Hong-BO Co., Ltd

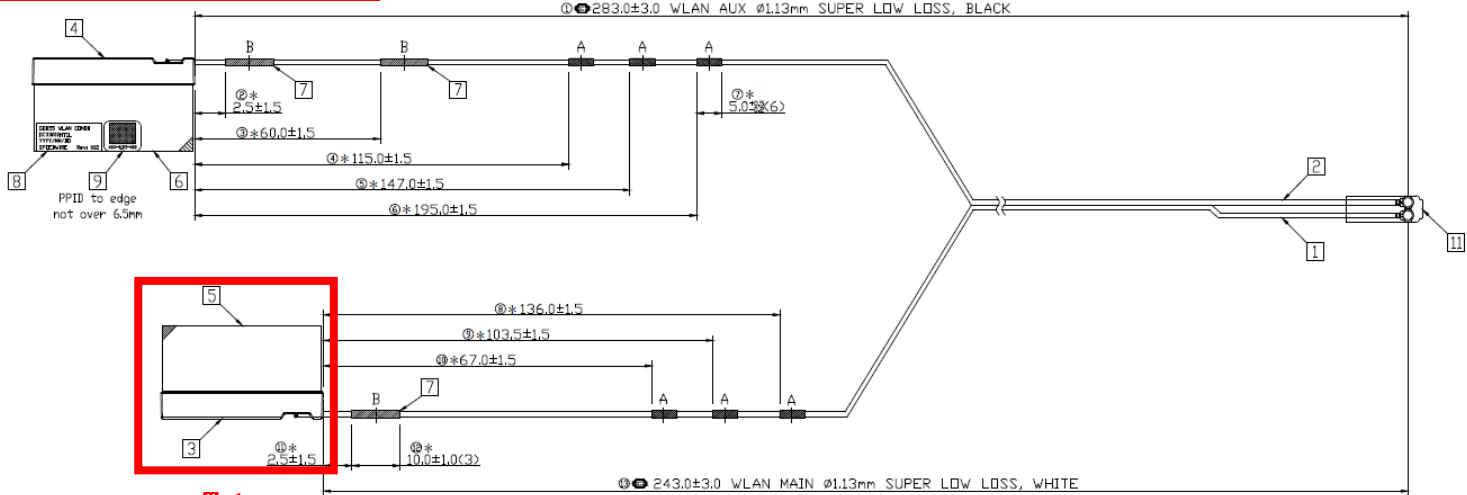
Antenna Part Number: DC33002HR1L (Tx1), DC33002HR1L (Tx2 or Rx2)



Section 2. Dimensioned Photos or Drawings of Antennas


Include a dimensioned photo and dimensioned drawing of Tx1 antenna here.

Tx1 Antenna Dimensioned Drawing:



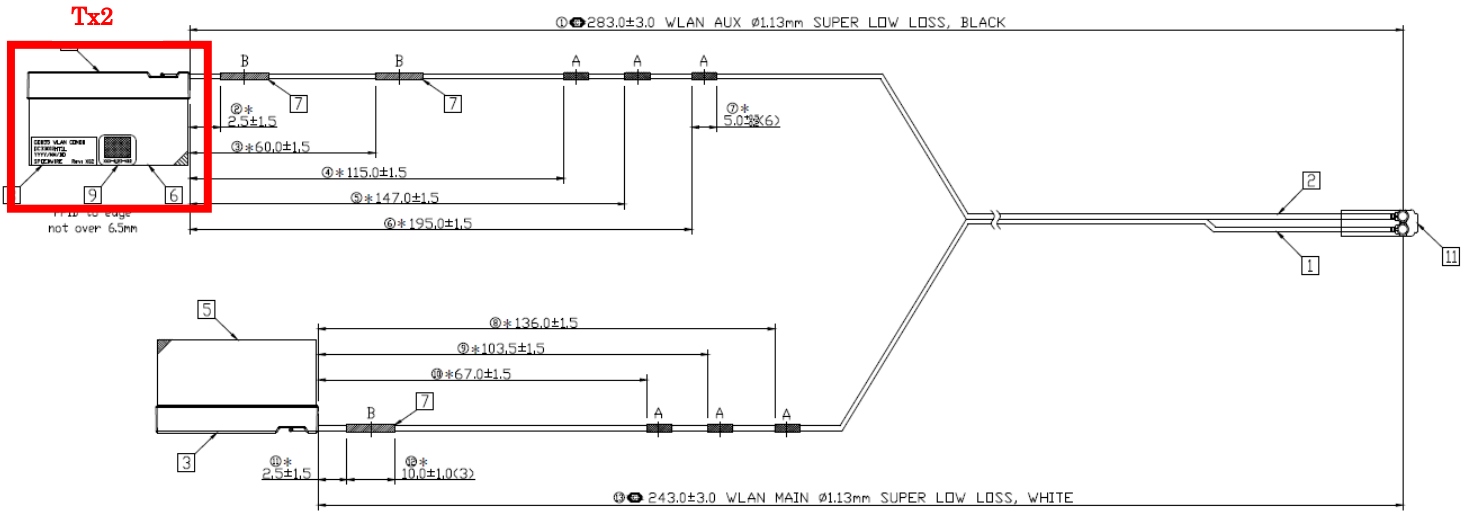
Tx1

Tx1 Antenna Photo:




Include a dimensioned photo and dimensioned drawing of Tx2 antenna here.

Tx2 Antenna Dimensioned Drawing:




Tx2 (or Rx2) Antenna Photo:



Include front view photo of all antennas here (below is an example for 2 antennas).

Antenna Manufacturer: SPEED

Antenna Part Number: F-0G-FH-6126-001-00 (Tx1), F-0G-FH-6126-001-00 (Tx2 or Rx2)



Include back view photo of all antennas here (below is an example for 2 antennas).

Antenna Manufacturer: SPEED

Antenna Part Number: F-0G-FH-6126-001-00 (Tx1), F-0G-FH-6126-001-00 (Tx2 or Rx2)

