




Annex G. Photographs

G.1 Test Sample




G.2 SAR Test position


Laptop	Laptop – Side view
	

G.3 PD Test position

Laptop @2.5mm



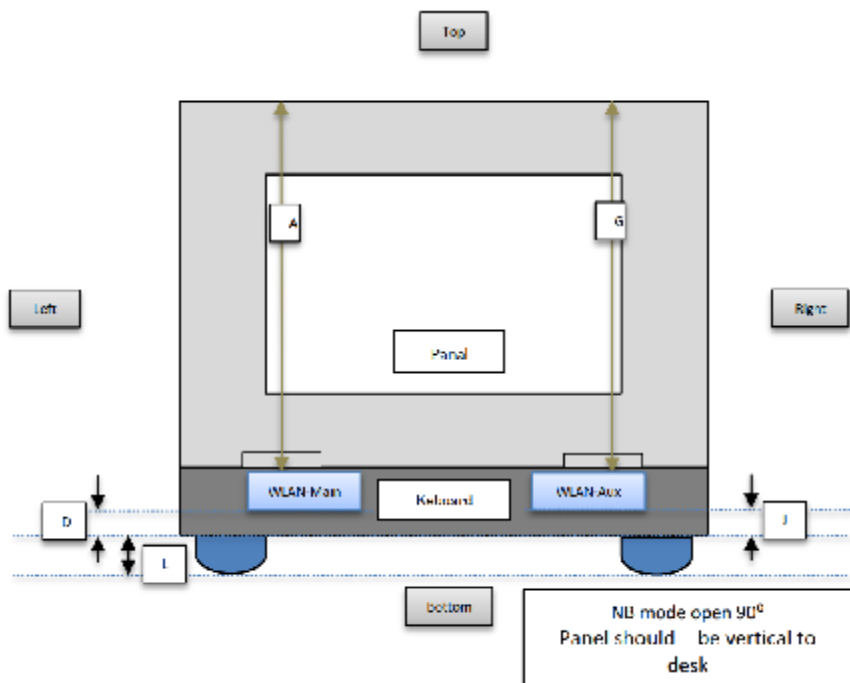
Laptop @2.5mm (close view)



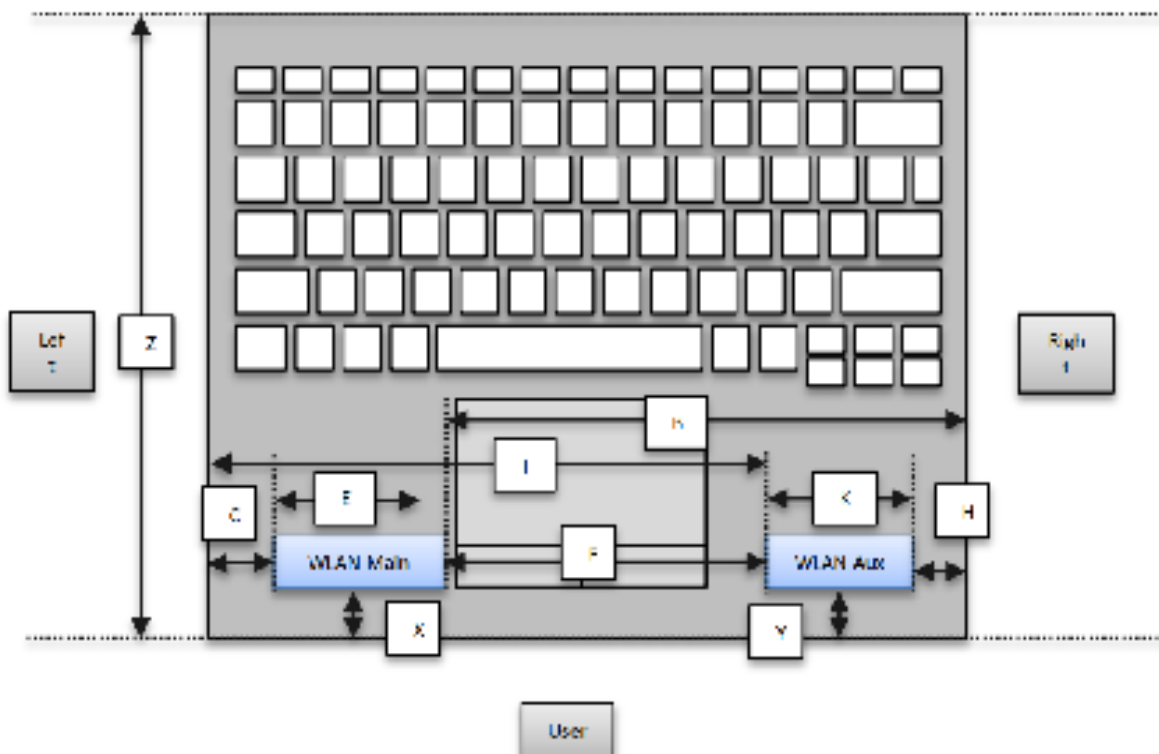
G.4 Antenna host platform location and adjacent edge positions relative to the body

All information (diagrams, values and dimensions) in this section are provided by the manufacturer

Antenna Host Platform location



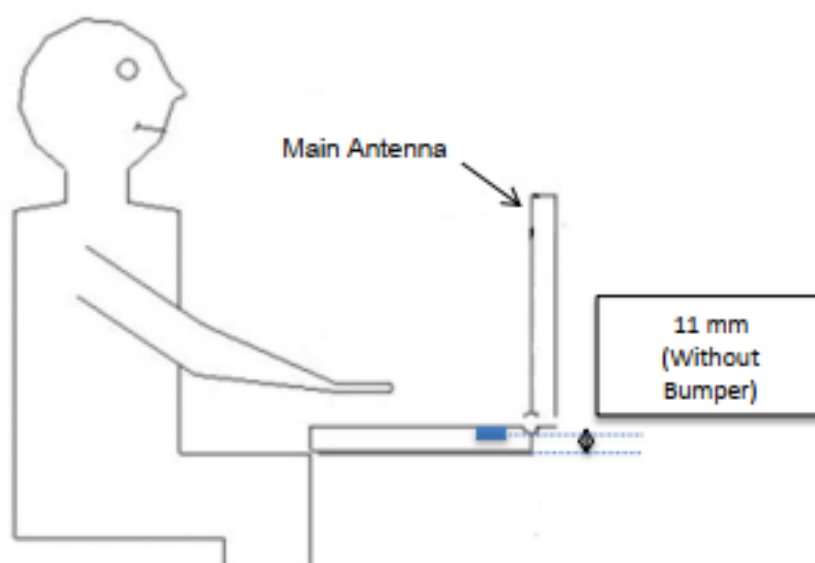
Antenna Host Platform location - 2



Antenna Host Platform location - 3


<u>Minimum Separation Distance</u>			
<u>Item</u>	<u>Antenna</u>	<u>Position</u>	<u>Distance (mm)</u>
<u>A</u>	<u>WLAN-Main</u>	<u>to Top</u>	<u>268.92</u>
<u>B</u>	<u>WLAN-Main</u>	<u>to Right</u>	<u>392</u>
<u>C</u>	<u>WLAN-Main</u>	<u>to Left</u>	<u>2.8</u>
<u>D</u>	<u>WLAN-Main</u>	<u>to Bottom</u>	<u>11</u>
<u>E</u>	<u>WLAN Main</u>	<u>Main Antenna Length</u>	<u>5</u>
<u>F</u>	<u>Main-Aux</u>	<u>Main to Aux</u>	<u>385</u>
<u>G</u>	<u>WLAN-Aux</u>	<u>to Top</u>	<u>268.92</u>
<u>H</u>	<u>WLAN-Aux</u>	<u>to Right</u>	<u>2.8</u>
<u>I</u>	<u>WLAN-Aux</u>	<u>to Left</u>	<u>392</u>
<u>J</u>	<u>WLAN-Aux</u>	<u>to Bottom</u>	<u>11</u>
<u>K</u>	<u>WLAN Aux</u>	<u>Aux Antenna Length</u>	<u>5</u>
<u>L</u>	<u>NB</u>	<u>Bumper thickness</u>	<u>2.87</u>
<u>X</u>	<u>WLAN-Main</u>	<u>to User</u>	<u>177</u>
<u>Y</u>	<u>WLAN-Aux</u>	<u>to User</u>	<u>177</u>
<u>Z</u>	<u>NB</u>	<u>Keyboard depth</u>	<u>264</u>

Laptop Mode



G.5 Phantom liquid level during measurements

ELI phantom Head liquid SAR SPEAG HBBL600-10000V6 Batch – 210421-2



End of the report

This page is intentionally left blank and marks the last page of the test report.