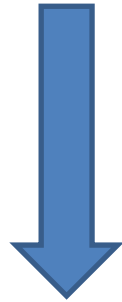
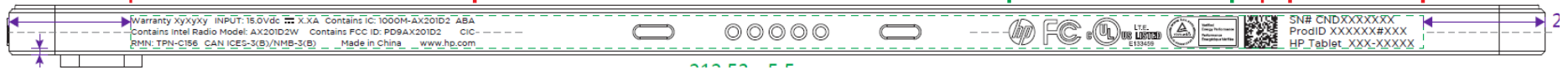


Label and Location for Mavis

Side of Tablet



Warranty XyXyXy INPUT: 15.0Vdc X.XA Contains IC: 1000M-AX201D2 ABA
Contains Intel Radio Model: AX201D2W Contains FCC ID: PD9AX201D2 CIC-
RMN: TPN-C156 CAN ICES-3(B)/NMB-3(B) Made in China www.hp.com

Label information Model : TPN-C156

1. Images of the e-label screen are provided below:


RMN : TPN-C156
Contains Intel Radio Model: AX201D2W
Contains FCC ID: PD9AX201D2
Contains IC: 1000M-AX201D2

2. The information that will be displayed on the e-label and information that will remain in the user manual is shown below:

Information	on E-label	In Manual
FCC ID/IC number	Yes	No
<i>Operation is subject to the following two conditions: (1) This device may not cause harmful interference, and (2) this device must accept any interference received, including interference that may cause undesired operation.”)</i>	No	Yes
Class A / B Digital Device user manual statements ¹	No	Yes

3. Users are able to access the information in no more than three steps in a device’s menu by following below steps.

- A. Turn on or restart the computer.
- B. Press esc or f10 to enter Computer Setup.
- C. Use a pointing device or the arrow keys to select **Advanced**, select Electronic Labels, and then press enter.
- D. To view an electronic label, use a pointing device or the arrow keys to select one of the listed items, and then press **OK**.

 NOTE: The list of available electronic label items varies depending on the computer model and installed devices.

- E. To exit Computer Setup menus without making any changes:
Select the **Exit** icon in the lower-right corner of the screen, and then follow the on-screen instructions.
- or -
Use the arrow keys to select **Main**, select **Ignore Changes and Exit**, and then press enter.
No special access codes or permissions are required to go through the above steps beyond entering a user-defined password to protect against unauthorized access to the device.

4. The information is stored on the device, no special accessories or supplemental plug-ins (e.g., a SIM/USIM card) are required to access the information.
No.
5. Users are provided specific instructions on how to access the information.
Yes.
6. The above information must be programmed by the responsible party and the information must be secured in such a manner that third-parties cannot modify it.
The e-label information is pre-programmed by the manufacturer. The user cannot modify the e-label formation.