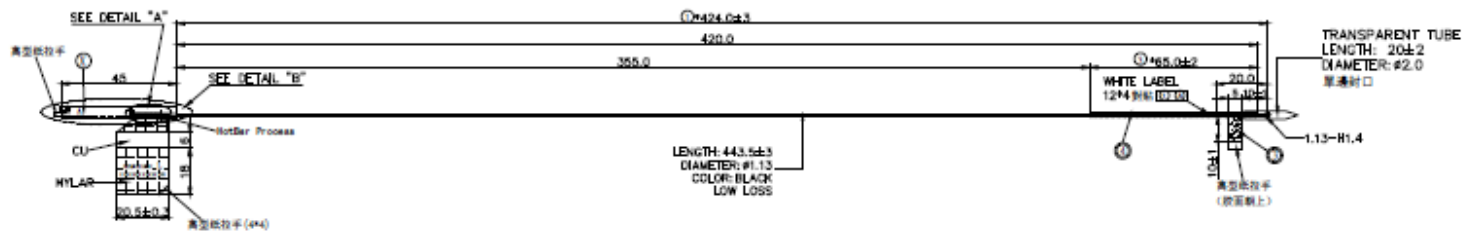



**Include a dimensioned photo and dimensioned drawing of Tx1 antenna here.**

### **Tx1 Antenna Dimensioned Drawing:**

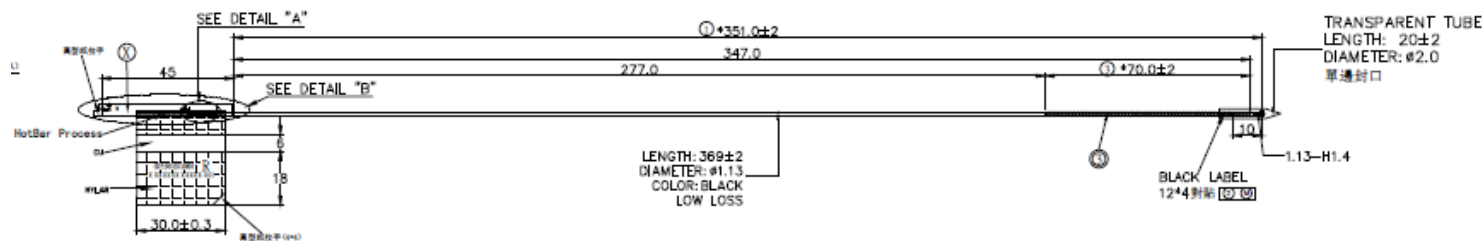


### Tx1 Antenna Photo:




**Include a dimensioned photo and dimensioned drawing of Tx2 (or Rx2) antenna here.**

### **Tx2 (or Rx2) Antenna Dimensioned Drawing:**




**Tx2 (or Rx2) Antenna Photo:**



Include front view photo of all 2 antennas here.

Antenna Manufacturer: WNC


Antenna Part Number: 81EABD15.G40 (Tx1), 81EABD15.G39 (Tx2 or Rx2)



Include back view photo of all 2 antennas here.

Antenna Manufacturer: WNC

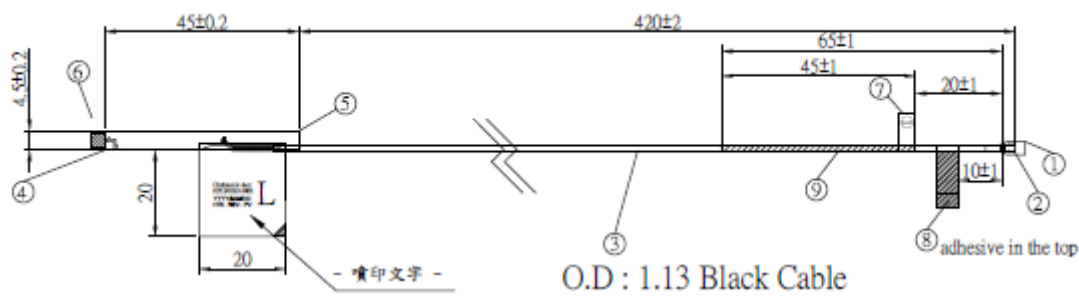
Antenna Part Number: 81EABD15.G40 (Tx1), 81EABD15.G39 (Tx2 or Rx2)




Section 2. Dimensioned Photos or Drawings of Antennas

Include a dimensioned photo and dimensioned drawing of Tx1 antenna here.

Tx1 Antenna Dimensioned Drawing:



Tx1 Antenna Photo:






Technical drawing of the cable assembly with dimensions and callouts:

- Overall length:  $347 \pm 2$
- Section 1 (left):  $4.5 \pm 0.2$  (height),  $45 \pm 0.2$  (length)
- Section 2 (middle):  $70 \pm 1$  (length),  $50 \pm 1$  (length),  $20 \pm 1$  (length)
- Section 3 (right):  $10 \pm 1$  (height)
- Callouts: ①, ②, ③, ④, ⑤, ⑥, ⑦, ⑧
- Feature: R (fillet radius)
- Feature: 20 (width)
- Text: - 噴印文字 - (Printed text)
- Text: O.D : 1.13 Black Cable

Include front view photo of all 2 antennas here.

Antenna Manufacturer: High-Tek Electronics Co., Ltd  
Antenna Part Number: 025.901SD.0001(0ACAR020019N) (Tx1),  
025.901SC.0001(0ACAR020018N) (Tx2 or Rx2)



Include back view photo of all 2 antennas here.

Antenna Manufacturer: High-Tek Electronics Co., Ltd  
Antenna Part Number: 025.901SD.0001(0ACAR020019N) (Tx1),  
025.901SC.0001(0ACAR020018N) (Tx2 or Rx2)

