










# Annex F. Photographs

## F.1 Test Sample

Sample Front	Sample Back
	
Tablet Display	Tablet Keyboard
	
Laptop Mode	
	

### F.2 Test positions

Top Edge	Back Face
	
Right Edge	Left Edge
	

### F.3 Antenna host platform location and adjacent edge positions relative to the body

All information (diagrams, values and dimensions) in this section are provided by the manufacturer

Antenna Host Platform location	Tablet Mode
<p>WLAN Aux      WLAN Main</p> <p>7.0mm      7.6mm</p> <p>250.8mm</p> <p>233.72mm</p> <p>208.14mm</p> <p>10mm</p> <p>Bottom of</p> <p>WLAN Module</p> <p>Bottom of laptop</p>	<p>WLAN Main</p> <p>4.74mm</p> <p>LCD</p> <p>12.57mm</p> <p>WLAN Aux</p> <p>1.7mm</p> <p>LCD</p> <p>12.57mm</p>
Laptop Mode	
<p>AUX ANTENNA</p> <p>MAIN ANTENNA</p> <p>216.38mm</p> <p>213.16mm</p> <p>217.14mm</p>	

### F.4 Phantom liquid level during measurements

ELI phantom Body liquid SAR Dasy SPEAG MBBL600-6000V6 Batch – 160630 - 01

