



# Annex F. Photographs

## F.1 Test Sample

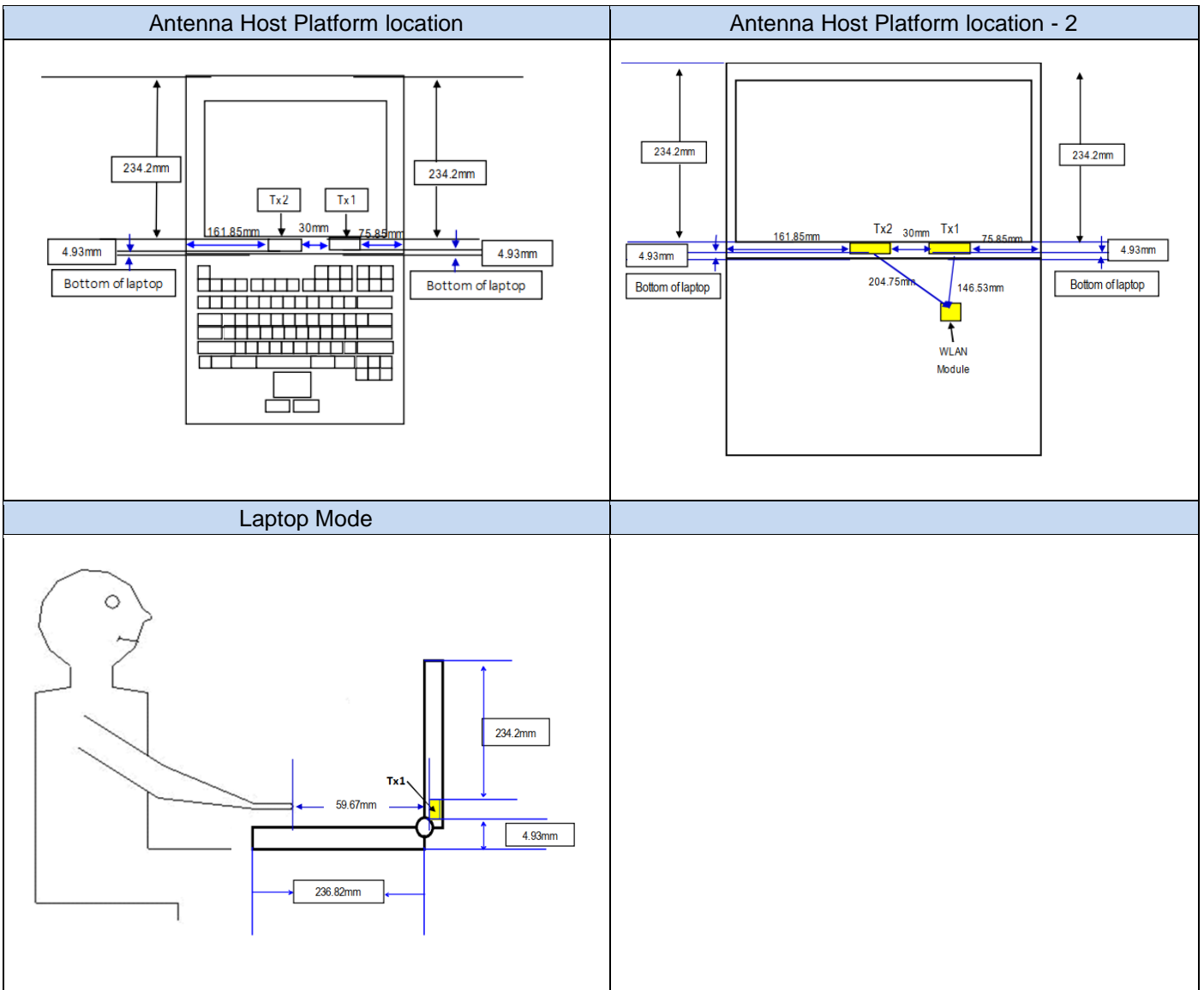
Sample Front	Sample Back
	
Laptop Mode	
	

### F.2 Test positions

Laptop Mode	Laptop Mode – Side View
 A photograph showing the front view of a test setup. A laptop is mounted on a black stand within a clear acrylic enclosure. A red circular component is visible on top of the stand. A black cable is connected to the laptop. The setup is positioned under a white overhead structure with a red circular element.	 A photograph showing the side view of the test setup. The laptop is mounted on a black stand, and the red circular component is clearly visible. The setup is positioned under a white overhead structure with a red circular element. The clear acrylic enclosure is visible on the right side.

### F.3 Antenna host platform location and adjacent edge positions relative to the body

All information (diagrams, values and dimensions) in this section are provided by the manufacturer



#### F.4 Phantom liquid level during measurements

ELI phantom Body liquid SAR Dasy SPEAG MBBL600-6000V6 Batch -160630-01

