

# Annex F. Photographs

## F.1 Test Sample

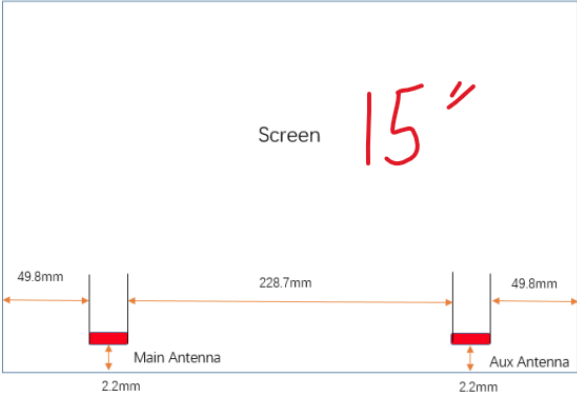
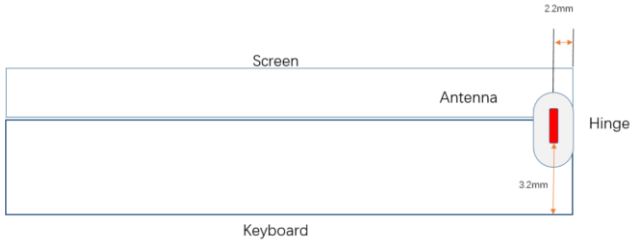
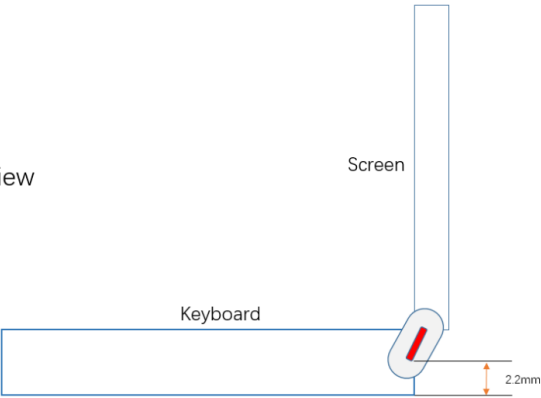


### F.2 Test positions

Bottom Edge	Laptop
	
Back Face	
	


**F.3 Antenna host platform location and adjacent edge positions relative to the body**

**Information provided by the customer**

Antenna Location	Side View – Tablet Mode
<p style="text-align: center;">Front View</p>  <p style="text-align: center;">Screen <span style="color: red; font-size: 2em;">15"</span></p> <p style="text-align: center;">Main Antenna      Aux Antenna</p>	<p style="text-align: center;">Side View</p>  <p style="text-align: center;">Screen      Antenna      Hinge</p> <p style="text-align: center;">Keyboard</p>
Side View – Notebook Mode	
<p style="text-align: center;">Side View</p>  <p style="text-align: center;">Screen</p> <p style="text-align: center;">Keyboard</p>	

### F.4 Phantom liquid level during measurements

ELI phantom Body liquid SAR Dasy SPEAG MBBL600-6000V6 Batch – 191014-02



**End of the report**

**This page is intentionally left blank and marks the last page of the test report.**