

FCC Test Report

(Class II Permissive Change)

Product Name	Intel® Wireless-AC 9560
Model No	9560D2W
FCC ID.	PD99560D2

Applicant	Intel Mobile Communications
Address	100 Center Point Circle, Suite 200 Columbia, South Carolina 29210 USA

Date of Receipt	Feb. 22, 2018
Issue Date	Mar. 31, 2018
Report No.	1820198R-RFUSP25V00
Report Version	V1.0



The test results relate only to the samples tested.

The test results shown in the test report are traceable to the national/international standard through the calibration report of the equipment and evaluated measurement uncertainty herein.

This report must not be used to claim product endorsement by TAF or any agency of the government.

The test report shall not be reproduced without the written approval of DEKRA Testing and Certification Co., Ltd.

Test Report

Issue Date: Mar. 31, 2018

Report No.: 1820198R-RFUSP25V00



Product Name	Intel® Wireless-AC 9560
Applicant	Intel Mobile Communications
Address	100 Center Point Circle, Suite 200 Columbia, South Carolina 29210 USA
Manufacturer	Intel Mobile Communications
Model No.	9560D2W
FCC ID.	PD99560D2
EUT Rated Voltage	DC 3.3V
EUT Test Voltage	AC 120V/60Hz
Trade Name	Intel
Applicable Standard	FCC CFR Title 47 Part 15 Subpart C: 2017 ANSI C63.4: 2014, ANSI C63.10: 2013 KDB 558074 D01 DTS Meas Guidance v04
Test Result	Complied

Documented By

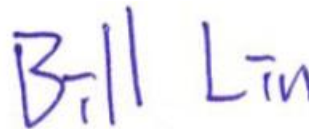
:



(Senior Adm. Specialist / Joanne Lin)

Tested By

:



(Engineer / Bill Lin)

Approved By

:



(Director / Vincent Lin)

TABLE OF CONTENTS

Description	Page
1. GENERAL INFORMATION	4
1.1. EUT Description.....	4
1.2. Operational Description	6
1.3. Tested System Details.....	7
1.4. Configuration of Tested System	7
1.5. EUT Exercise Software	7
1.6. Test Facility	8
1.7. List of Test Equipment	9
2. Maximum Conducted Power.....	10
2.1. Test Setup	10
2.2. Limits	10
2.3. Test Procedure	10
2.4. Uncertainty	10
2.5. Test Result of Maximum Conducted Power.....	11
3. Radiated Emission.....	23
3.1. Test Setup	23
3.2. Limits	24
3.3. Test Procedure	25
3.4. Uncertainty	25
3.5. Test Result of Radiated Emission.....	26
4. Band Edge	86
4.1. Test Setup	86
4.2. Limits	87
4.3. Test Procedure	87
4.4. Uncertainty	87
4.5. Test Result of Band Edge	88
Attachment 1: EUT Test Photographs	
Attachment 2: EUT Detailed Photographs	

1. GENERAL INFORMATION

1.1. EUT Description

Product Name	Intel® Wireless-AC 9560
Trade Name	Intel
Model No.	9560D2W
FCC ID.	PD918265NG
Frequency Range	802.11b/g/n-20MHz:2412-2472MHz,802.11n-40MHz:2422-2462MHz
Number of Channels	802.11b/g/n-20MHz: 13, n-40MHz: 9
Data Speed	802.11b: 1-11Mbps, 802.11a/g: 6-54Mbps, 802.11n: up to 300Mbps
Type of Modulation	802.11b:DSSS, DBPSK, DQPSK, CCK 802.11g/n: OFDM, BPSK, QPSK, 16QAM, 64QAM
Antenna Type	Dipole Antenna
Antenna Gain	Refer to the table “Antenna List”
Channel Control	Auto

Antenna List

No.	Manufacturer	Part No.	Antenna Type	Peak Gain
1	WIESON Technologies co., Ltd.	GY121HT0321-003-H / GY121C888-001-H (Main) 、 GY121HT0321-003-H / GY121C888-001-H (Aux)	Dipole	2.89dBi for 2.4 GHz

Note: The antenna of EUT conforms to FCC 15.203.

802.11b/g/n-20MHz Center Frequency of Each Channel:

Channel	Frequency	Channel	Frequency	Channel	Frequency	Channel	Frequency
Channel 01:	2412 MHz	Channel 02:	2417 MHz	Channel 03:	2422 MHz	Channel 04:	2427 MHz
Channel 05:	2432 MHz	Channel 06:	2437 MHz	Channel 07:	2442 MHz	Channel 08:	2447 MHz
Channel 09:	2452 MHz	Channel 10:	2457 MHz	Channel 11:	2462 MHz	Channel 12:	2467 MHz
Channel 13:	2472 MHz						

802.11n-40MHz (2.4G Band) Center Working Frequency of Each Channel:

Channel	Frequency	Channel	Frequency	Channel	Frequency	Channel	Frequency
Channel 03:	2422 MHz	Channel 04:	2427 MHz	Channel 05:	2432 MHz	Channel 06:	2437 MHz
Channel 07:	2442 MHz	Channel 08:	2447 MHz	Channel 09:	2452 MHz	Channel 10:	2457 MHz
Channel 11:	2462 MHz						

Note:

1. This device is an Intel® Wireless-AC 9560 with a built-in 802.11 a/b/g/n/ac Wireless LAN + BDR/EDR 2.1 + BLE 4.2 transceiver, this report for 2.4GHz WLAN.
2. Lowest and highest data rates are tested in each mode. Only worst case is shown in the report.
3. These tests are conducted on a sample for the purpose of demonstrating compliance of 802.11b/g/n transmitter with Part 15 Subpart C Paragraph 15.247 of spread spectrum devices.
4. This is to request a Class II permissive change for FCC ID: PD919560D2, originally granted on 12/14/2017.

The major change filed under this application is:

Change #1: Addition an new antenna, antenna type is different with the original application.
(Antenna type: Dipole Antenna)

Change #2: Reduce the Output Power through firmware, All other hardware is identical with original granted.

Test Mode:	Mode 1 SISO A: Transmit (802.11b 1Mbps)
	Mode 1 SISO A: Transmit (802.11g 6Mbps)
	Mode 1 SISO A: Transmit - 802.11n-20BW_7.2Mbps(2.4G Band)
	Mode 1 SISO A: Transmit - 802.11n-40BW_15Mbps(2.4G Band)
	Mode 2 SISO B: Transmit (802.11b 1Mbps)
	Mode 2 SISO B: Transmit (802.11g 6Mbps)
	Mode 2 SISO B: Transmit - 802.11n-20BW_7.2Mbps(2.4G Band)
	Mode 2 SISO B: Transmit - 802.11n-40BW_15Mbps(2.4G Band)
	Mode 3 MIMO: Transmit - 802.11n-20BW_14.4Mbps(2.4G Band)
	Mode 3 MIMO: Transmit - 802.11n-40BW_30Mbps(2.4G Band)

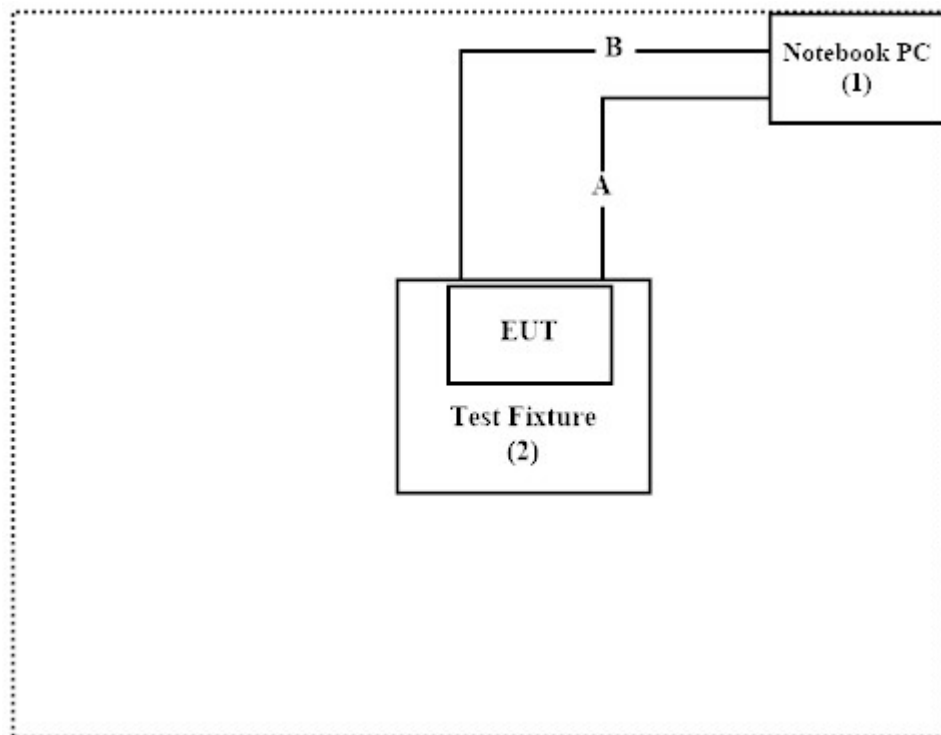
1.3. Tested System Details

The types for all equipment, plus descriptions of all cables used in the tested system (including inserted cards) are:

Product	Manufacturer	Model No.	Serial No.	Power Cord
1 Notebook PC	DELL	P62G	9TSGJC2	N/A
2 Test Fixture	N/A	N/A	N/A	N/A

Signal Cable Type	Signal cable Description
A Single Cable	Non-Shielded, 1m
B USB Cable	Shielded, 1.8m

1.4. Configuration of Tested System



1.5. EUT Exercise Software

- (1) Setup the EUT as shown on 1.4
- (2) Execute software "DRTU (Ver 10.1742.0-06126)" on the Notebook PC.
- (3) Configure the test mode, the test channel, and the data rate.
- (4) Start the continuous transmission.
- (5) Verify that the EUT works properly.

1.6. Test Facility

Ambient conditions in the laboratory:

Items	Required (IEC 68-1)	Actual
Temperature (°C)	15-35	20-35
Humidity (%RH)	25-75	50-65
Barometric pressure (mbar)	860-1060	950-1000

The related certificate for our laboratories about the test site and management system can be downloaded from DEKRA Testing and Certification Co., Ltd. Web Site:

<http://www.dekra.com.tw/english/about/certificates.aspx?bval=5>

The address and introduction of DEKRA Testing and Certification Co., Ltd. laboratories can be founded in our Web site: http://www.dekra.com.tw/index_en.aspx

Site Description: Accredited by TAF
Accredited Number: 3023

Site Name: DEKRA Testing and Certification Co., Ltd.
Site Address: No.159, Sec. 2, Wenhua 1st Rd., Linkou Dist.,
New Taipei City 24457, Taiwan.
TEL: 886-2-2602-7968 / FAX : 866-2-2602-3286
E-Mail : info.tw@dekra.com

FCC Accreditation Number: TW0023

1.7. List of Test Equipment

For Conducted measurements /ASR4

	Equipment	Manufacturer	Model No.	Serial No.	Cali. Data	Due. Data
X	Spectrum Analyzer	R&S	FSV30	103464	2018.01.23	2019.01.22
X	Power Meter	Anritsu	ML2496A	1548003	2017.12.11	2018.12.10
X	Power Sensor	Anritsu	MA2411B	1531024	2017.12.11	2018.12.10
X	Power Sensor	Anritsu	MA2411B	1531025	2017.12.11	2018.12.10
	Bluetooth Tester	R&S	CBT	101238	2018.01.18	2019.01.17

Note:

1. All equipments are calibrated every one year.
2. The test instruments marked with "X" are used to measure the final test results.
3. Test Software version : QuieTek Conduction Test System V8.0.110

For Radiated measurements /ACB1

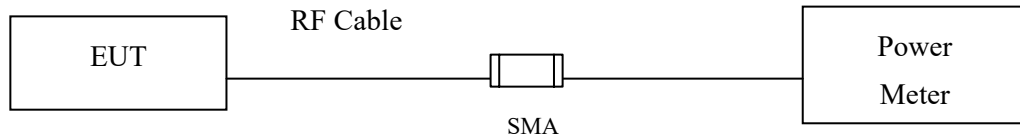
	Equipment	Manufacturer	Model No.	Serial No.	Cali. Data	Due. Data
X	Loop Antenna	AMETEK	HLA6121	49611	2018.01.26	2019.01.25
X	Bi-Log Antenna	SCHWARZBECK	VULB9168	9168-675	2017.06.01	2018.05.31
X	Horn Antenna	ETS-Lindgren	3117	00203800	2017.11.10	2018.11.09
X	Horn Antenna	Com-Power	AH-840	101087	2017.05.24	2018.05.23
X	Pre-Amplifier	EMCI	EMC001330	980316	2017.05.16	2018.05.15
X	Pre-Amplifier	EMCI	EMC051835SE	980311	2017.05.17	2018.05.16
X	Pre-Amplifier	EMCI	EMC05820SE	980310	2017.05.17	2018.05.16
X	Pre-Amplifier	EMCI	EMC184045SE	980314	2017.05.17	2018.05.16
X	Filter	MICRO TRONICS	BRM50702	G251	2017.08.30	2018.08.29
	Filter	MICRO TRONICS	BRM50716	G188	2017.08.30	2018.08.29
X	EMI Test Receiver	R&S	ESR7	101602	2017.12.11	2018.12.10
X	Spectrum Analyzer	R&S	FSV40	101148	2018.02.08	2019.02.07
X	Coaxial Cable	SUHNER	SUCOFLEX 106	RF002	2017.05.25	2018.05.24
X	Mircoflex Cable	HUBER SUHNER	SUCOFLEX 102	MY3381/2	2017.08.11	2018.08.10

Note:

1. Loop Antenna is calibrated every two year, the other equipments are calibrated every one year.
2. The test instruments marked with "X" are used to measure the final test results.
3. Test Software version : QuieTek EMI 2.0 V2.1.113

2. Maximum Conducted Power

2.1. Test Setup



2.2. Limits

The maximum average power shall be less 1 Watt. (Section 15.247 (b)(3))

2.3. Test Procedure

The EUT was tested according to DTS test procedure of KDB 558074 for compliance to FCC 47CFR 15.247 requirements. The maximum peak conducted output power using KDB 558074 D01 DTS Meas Guidance v03r05 section 9.1.2 PKPM1 Peak power meter method.

2.4. Uncertainty

± 0.86 dB

2.5. Test Result of Maximum Conducted Power

Product : Intel® Wireless-AC 9560
 Test Item : Maximum Conducted Power
 Test Date : 2018/03/20
 Test Mode : Mode 1 SISO A: Transmit (802.11b 1Mbps)

Channel No	Frequency (MHz)	Average Power For different Data Rate (Mbps)				Peak Power	Required Limit	Result
		1	2	5.5	11			
		Measurement Level (dBm)				1		
01	2412	18.65	18.52	18.43	18.33	20.87	<30dBm	Pass
07	2442	20.96	20.81	20.75	20.62	22.59	<30dBm	Pass
11	2462	19.13	19.06	18.91	18.84	21.41	<30dBm	Pass
12	2467	16.81	16.72	16.64	16.51	18.93	<30dBm	Pass
13	2472	10.82	10.73	10.62	10.57	13.39	<30dBm	Pass

Product : Intel® Wireless-AC 9560
 Test Item : Maximum Conducted Power
 Test Date : 2018/03/20
 Test Mode : Mode 1 SISO A: Transmit (802.11g 6Mbps)

Channel No	Frequency (MHz)	Average Power For different Data Rate (Mbps)								Peak Power	Required Limit	Result
		6	9	12	18	24	36	48	54	6		
		Measurement Level (dBm)										
01	2412	15.97	15.84	15.71	15.62	15.54	15.41	15.37	15.25	20.42	<30dBm	Pass
07	2442	20.44	20.33	20.24	20.16	20.07	19.92	19.83	19.75	23.11	<30dBm	Pass
11	2462	16.5	16.42	16.34	16.25	16.19	16.07	15.92	15.81	21.04	<30dBm	Pass
12	2467	13.58	13.41	13.35	13.29	13.14	13.06	12.94	12.82	17.99	<30dBm	Pass
13	2472	-5.47	-5.53	-5.64	-5.72	-5.83	-5.91	-6.11	-6.23	0.10	<30dBm	Pass

Product : Intel® Wireless-AC 9560
 Test Item : Maximum Conducted Power
 Test Date : 2018/03/20
 Test Mode : Mode 1 SISO A: Transmit - 802.11n-20BW_7.2Mbps(2.4G Band)

Channel No	Frequency (MHz)	Average Power For different Data Rate (Mbps)								Peak Power	Required Limit	Result
		7.2	14.4	21.7	28.9	43.3	57.8	65	72.2	7.2		
		Measurement Level (dBm)										
01	2412	15.66	15.57	15.43	15.32	15.24	15.19	15.08	14.92	20.49	<30dBm	Pass
07	2442	20.47	20.31	20.22	20.18	20.04	19.91	19.83	19.76	23.33	<30dBm	Pass
11	2462	15.65	15.53	15.42	15.34	15.27	15.16	15.01	14.89	20.30	<30dBm	Pass
12	2467	13.21	13.15	13.03	12.94	12.86	12.77	12.62	12.54	18.01	<30dBm	Pass
13	2472	-5.62	-5.76	-5.84	-5.92	-6.09	-6.16	-6.24	-6.37	0.43	<30dBm	Pass

Product : Intel® Wireless-AC 9560
 Test Item : Maximum Conducted Power
 Test Date : 2018/03/20
 Test Mode : Mode 1 SISO A: Transmit - 802.11n-40BW_15Mbps(2.4G Band)

Channel No	Frequency (MHz)	Average Power For different Data Rate (Mbps)								Peak Power	Required Limit	Result
		15	30	45	60	90	120	135	150			
		Measurement Level (dBm)										
03	2422	14.12	14.05	13.91	13.82	13.76	13.64	13.55	13.42	19.26	<30dBm	Pass
07	2442	15.03	14.93	14.86	14.75	14.62	14.51	14.42	14.37	20.31	<30dBm	Pass
09	2452	13.95	13.88	13.74	13.68	13.52	13.45	13.34	13.28	18.95	<30dBm	Pass
10	2457	9.20	9.13	9.07	8.91	8.86	8.73	8.64	8.51	16.31	<30dBm	Pass
11	2462	4.74	4.62	4.51	4.44	4.32	4.26	4.11	4.05	11.73	<30dBm	Pass

Product : Intel® Wireless-AC 9560
 Test Item : Maximum Conducted Power
 Test Date : 2018/03/20
 Test Mode : Mode 2 SISO B: Transmit (802.11b 1Mbps)

Channel No	Frequency (MHz)	Average Power For different Data Rate (Mbps)				Peak Power	Required Limit	Result
		1	2	5.5	11			
		Measurement Level (dBm)						
01	2412	18.66	18.51	18.43	18.33	20.79	<30dBm	Pass
07	2442	20.54	20.42	20.37	20.26	22.27	<30dBm	Pass
11	2462	19.47	19.34	19.29	19.15	21.62	<30dBm	Pass
12	2467	16.63	16.53	16.42	16.34	18.80	<30dBm	Pass
13	2472	10.9	10.82	10.75	10.62	13.10	<30dBm	Pass

Product : Intel® Wireless-AC 9560
 Test Item : Maximum Conducted Power
 Test Date : 2018/03/20
 Test Mode : Mode 2 SISO B: Transmit (802.11g 6Mbps)

Channel No	Frequency (MHz)	Average Power For different Data Rate (Mbps)								Peak Power	Required Limit	Result
		6	9	12	18	24	36	48	54	6		
		Measurement Level (dBm)										
01	2412	16.14	16.06	15.92	15.83	15.76	15.64	15.52	15.41	20.38	<30dBm	Pass
07	2442	19.81	19.72	19.64	19.52	19.45	19.36	19.24	19.15	22.86	<30dBm	Pass
11	2462	16.47	16.33	16.23	16.15	16.09	15.92	15.85	15.76	21.05	<30dBm	Pass
12	2467	13.26	13.11	13.06	12.93	12.84	12.75	12.64	12.59	17.61	<30dBm	Pass
13	2472	-6.26	-6.34	-6.42	-6.53	-6.61	-6.72	-6.86	-6.94	-0.22	<30dBm	Pass

Product : Intel® Wireless-AC 9560
 Test Item : Maximum Conducted Power
 Test Date : 2018/03/20
 Test Mode : Mode 2 SISO B: Transmit - 802.11n-20BW_7.2Mbps(2.4G Band)

Channel No	Frequency (MHz)	Average Power For different Data Rate (Mbps)								Peak Power	Required Limit	Result
		7.2	14.4	21.7	28.9	43.3	57.8	65	72.2			
		Measurement Level (dBm)										
01	2412	15.72	15.62	15.53	15.42	15.37	15.29	15.11	15.02	20.33	<30dBm	Pass
07	2442	19.39	19.27	19.16	19.05	18.94	18.82	18.74	18.62	22.63	<30dBm	Pass
11	2462	15.83	15.76	15.64	15.55	15.43	15.32	15.28	15.11	20.94	<30dBm	Pass
12	2467	13.02	12.89	12.75	12.63	12.54	12.49	12.35	12.2	17.82	<30dBm	Pass
13	2472	-6.3	-6.43	-6.52	-6.64	-6.72	-6.83	-6.91	-7.05	0.29	<30dBm	Pass

Product : Intel® Wireless-AC 9560
 Test Item : Maximum Conducted Power
 Test Date : 2018/03/20
 Test Mode : Mode 2 SISO B: Transmit - 802.11n-40BW_15Mbps(2.4G Band)

Channel No	Frequency (MHz)	Average Power For different Data Rate (Mbps)								Peak Power	Required Limit	Result
		15	30	45	60	90	120	135	150			
		Measurement Level (dBm)										
03	2422	14.23	14.15	14.06	13.91	13.84	13.75	13.62	13.54	19.41	<30dBm	Pass
07	2442	14.25	14.12	14.07	13.85	13.76	13.64	13.52	13.44	19.50	<30dBm	Pass
09	2452	13.82	13.75	13.69	13.54	13.42	13.37	13.25	13.16	18.83	<30dBm	Pass
10	2457	9.63	9.56	9.45	9.32	9.24	9.16	9.08	8.92	15.83	<30dBm	Pass
11	2462	3.36	3.24	3.15	3.09	2.88	2.74	2.66	2.52	10.10	<30dBm	Pass

Product : Intel® Wireless-AC 9560
 Test Item : Maximum Conducted Power
 Test Date : 2018/03/20
 Test Mode : Mode 3 MIMO: Transmit - 802.11n-20BW_14.4Mbps(2.4G Band)

Chain A

Channel No	Frequency (MHz)	Average Power For different Data Rate (Mbps)								Peak Power	Required Limit	Result
		14.4	28.9	43.3	57.8	86.7	115.6	130	144.4			
		Measurement Level (dBm)										
01	2412	15.07	14.91	14.85	14.73	14.62	14.54	14.43	14.37	19.85	<30dBm	Pass
07	2442	17.63	17.52	17.43	17.31	17.25	17.16	17.09	16.92	21.90	<30dBm	Pass
11	2462	14.91	14.83	14.75	14.64	14.52	14.43	14.32	14.27	19.69	<30dBm	Pass
12	2467	12.36	12.28	12.16	12.04	11.94	11.85	11.76	11.61	17.46	<30dBm	Pass
13	2472	-7.6	-7.75	-7.82	-7.91	-8.05	-8.16	-8.24	-8.33	-4.02	<30dBm	Pass

Chain B

Channel No	Frequency (MHz)	Average Power For different Data Rate (Mbps)								Peak Power	Required Limit	Result
		14.4	28.9	43.3	57.8	86.7	115.6	130	144.4	14.4		
		Measurement Level (dBm)										
01	2412	15.16	15.02	14.93	14.88	14.75	14.67	14.52	14.43	19.85	<30dBm	Pass
07	2442	17.37	17.29	17.11	17.05	16.92	16.81	16.74	16.62	21.75	<30dBm	Pass
11	2462	14.84	14.73	14.62	14.54	14.49	14.35	14.28	14.17	19.54	<30dBm	Pass
12	2467	12.51	12.44	12.36	12.28	12.19	12.06	11.95	11.84	17.57	<30dBm	Pass
13	2472	-9.04	-9.16	-9.24	-9.37	-9.45	-9.55	-9.61	-9.72	-5.16	<30dBm	Pass

Chain A+B

Channel	Frequency (MHz)	Data Rate (Mbps)	Chain A Power (dBm)	Chain B Power (dBm)	Chain A+B Power (dBm)	Limit (dBm)	Result
01	2412	HT8	19.85	19.85	22.86	<30dBm	Pass
07	2442	HT8	21.90	21.75	24.84	<30dBm	Pass
11	2462	HT8	19.69	19.54	22.63	<30dBm	Pass
12	2467	HT8	17.46	17.57	20.53	<30dBm	Pass
13	2472	HT8	-4.02	-5.16	-1.54	<30dBm	Pass

Note: Peak Power Output Value (dBm) = 10*LOG (Chain A (mW)+ Chain B (mW))

Product : Intel® Wireless-AC 9560
 Test Item : Maximum Conducted Power
 Test Date : 2018/03/20
 Test Mode : Mode 3 MIMO: Transmit - 802.11n-40BW_30Mbps(2.4G Band)

Chain A

Channel No	Frequency (MHz)	Average Power For different Data Rate (Mbps)								Peak Power	Required Limit	Result
		30	60	90	120	180	240	270	300			
		Measurement Level (dBm)										
03	2422	13.55	13.42	13.35	13.24	13.17	13.09	12.96	12.87	18.57	<30dBm	Pass
07	2442	14.51	14.42	14.37	14.26	14.15	14.03	13.91	13.88	19.77	<30dBm	Pass
09	2452	13.41	13.36	13.28	13.17	13.08	12.94	12.87	12.73	18.37	<30dBm	Pass
10	2457	9.01	8.89	8.76	8.64	8.55	8.43	8.36	8.29	15.72	<30dBm	Pass
11	2462	1.08	0.93	0.86	0.72	0.61	0.52	0.43	0.37	8.29	<30dBm	Pass

Chain B

Channel No	Frequency (MHz)	Average Power For different Data Rate (Mbps)								Peak Power	Required Limit	Result
		30	60	90	120	180	240	270	300	30		
		Measurement Level (dBm)										
03	2422	13.32	13.25	13.18	13.06	12.91	12.85	12.73	12.67	18.68	<30dBm	Pass
07	2442	14.21	14.12	14.03	13.9	13.82	13.74	13.61	13.52	19.64	<30dBm	Pass
09	2452	13.24	13.11	13.08	12.93	12.85	12.71	12.64	12.59	18.31	<30dBm	Pass
10	2457	9.11	9.06	8.91	8.85	8.77	8.64	8.53	8.42	15.76	<30dBm	Pass
11	2462	1.6	1.52	1.43	1.37	1.29	1.15	1.08	0.93	9.06	<30dBm	Pass

Chain A+B

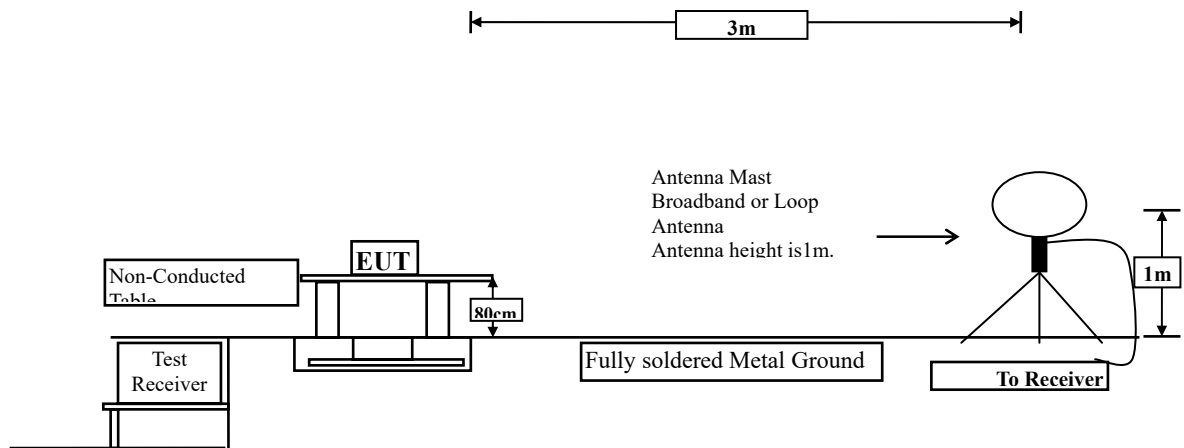
Channel	Frequency (MHz)	Data Rate (Mbps)	Chain A Power (dBm)	Chain B Power (dBm)	Chain A+B Power (dBm)	Limit (dBm)	Result
03	2422	HT8	18.57	18.68	21.64	<30dBm	Pass
07	2442	HT8	19.77	19.64	22.72	<30dBm	Pass
09	2452	HT8	18.37	18.31	21.35	<30dBm	Pass
10	2457	HT8	15.72	15.76	18.75	<30dBm	Pass
11	2462	HT8	8.29	9.06	11.70	<30dBm	Pass

Note: Peak Power Output Value (dBm) = 10*LOG (Chain A (mW)+ Chain B (mW))

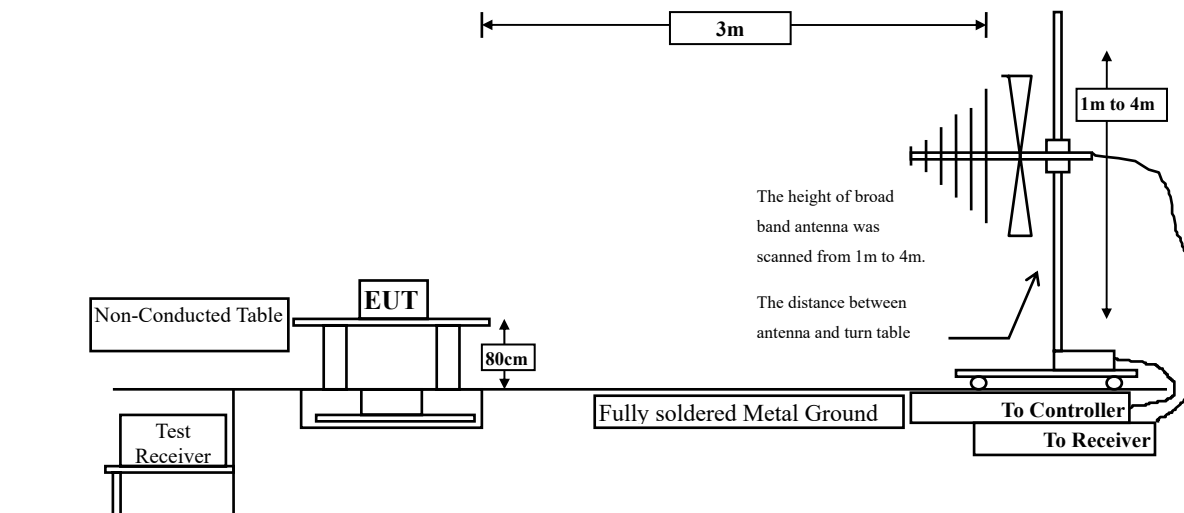
3. Radiated Emission

3.1. Test Setup

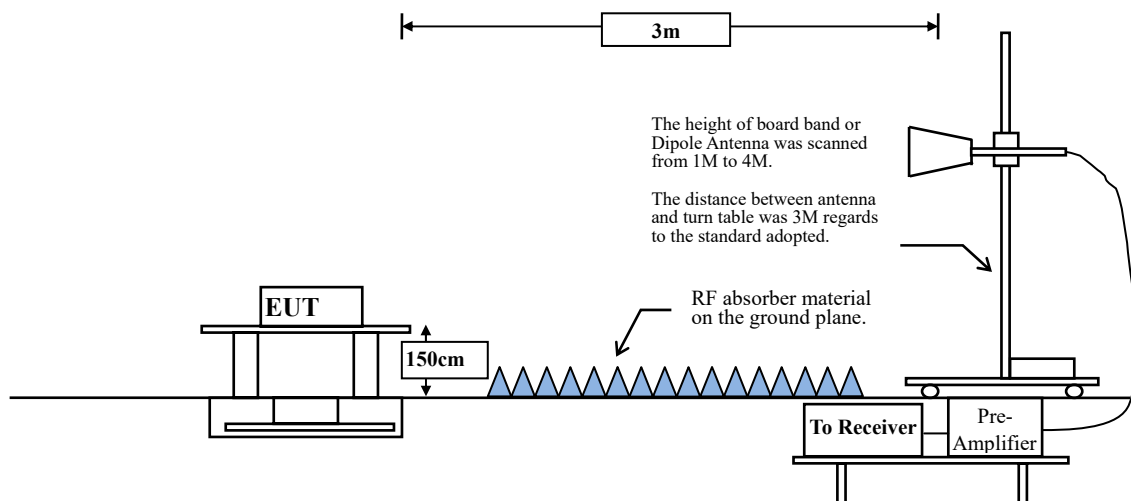
Radiated Emission Under 30MHz



Radiated Emission Below 1GHz



Radiated Emission Above 1GHz



3.2. Limits

Emissions radiated outside of the specified frequency bands, except for harmonics, shall be attenuated by at least 20dB below the level of the fundamental or to the general radiated emission limits in paragraph 15.209, whichever is the lesser attenuation.

FCC Part 15 Subpart C Paragraph 15.209(a) Limits		
Frequency MHz	Field strength (microvolts/meter)	Measurement distance (meter)
0.009-0.490	2400/F(kHz)	300
0.490-1.705	24000/F(kHz)	30
1.705-30	30	30
30-88	100	3
88-216	150	3
216-960	200	3
Above 960	500	3

Remarks: E field strength (dBμV /m) = 20 log E field strength (uV/m)

3.3. Test Procedure

The EUT was setup according to ANSI C63.10: 2013 and tested according to DTS test procedure of KDB558074 for compliance to FCC 47CFR 15.247 requirements.

Measuring the frequency range below 1GHz, the EUT is placed on a turn table which is 0.8 meter above ground, when measuring the frequency range above 1GHz, the EUT is placed on a turn table which is 1.5 meter above ground.

The turn table is rotated 360 degrees to determine the position of the maximum emission level.

The EUT was positioned such that the distance from antenna to the EUT was 3 meters.

The antenna is scanned between 1 meter and 4 meters to find out the maximum emission level. This is repeated for both horizontal and vertical polarization of the antenna. In order to find the maximum emission, all of the interface cables were manipulated according to ANSI C63.10: 2013 on radiated measurement.

The resolution bandwidth below 30MHz setting on the field strength meter is 9kHz and 30MHz~1GHz is 120kHz and above 1GHz is 1MHz.

Radiated emission measurements below 30MHz are made using Loop Antenna and 30MHz~1GHz are made using broadband Bilog antenna and above 1GHz are made using Horn Antennas.

The measurement is divided into the Preliminary Measurement and the Final Measurement.

The suspected frequencies are searched for in Preliminary Measurement with the measurement antenna kept pointed at the source of the emission both in azimuth and elevation, with the polarization of the antenna oriented for maximum response. The antenna is pointed at an angle towards the source of the emission, and the EUT is rotated in both height and polarization to maximize the measured emission. The emission is kept within the illumination area of the 3 dB bandwidth of the antenna.

The worst radiated emission is measured in the Open Area Test Site on the Final Measurement.

The measurement frequency range from 9kHz - 10th Harmonic of fundamental was investigated.

3.4. Uncertainty

Horizontal :

30-300MHz: $\pm 4.08\text{dB}$; 300M-1GHz: $\pm 3.86\text{dB}$; 1-18GHz: $\pm 3.77\text{dB}$; 18-40GHz: $\pm 3.98\text{dB}$ °

Vertical :

30-300MHz: $\pm 4.81\text{dB}$; 300M-1GHz: $\pm 3.87\text{dB}$; 1-18GHz: $\pm 3.83\text{dB}$; 18-40GHz: $\pm 3.98\text{dB}$ °

3.5. Test Result of Radiated Emission

Product : Intel® Wireless-AC 9560
 Test Item : Harmonic Radiated Emission Data
 Test Date : 2018/03/14
 Test Mode : Mode 1 SISO A: Transmit (802.11b 1Mbps) (2412MHz)

Frequency MHz	Correct Factor dB	Reading Level dBμV	Measurement Level dBμV /m	Margin dB	Limit dBμV /m
Horizontal					
Peak Detector:					
4824.000	-6.117	52.380	46.263	-27.737	74.000
7236.000	-3.110	48.900	45.790	-28.210	74.000
9648.000	-0.709	46.700	45.991	-28.009	74.000
Average Detector:					
--					
Vertical					
Peak Detector:					
4824.000	-6.117	53.960	47.843	-26.157	74.000
7236.000	-3.110	50.390	47.280	-26.720	74.000
9648.000	-0.709	46.680	45.971	-28.029	74.000
Average Detector:					
--					

Note:

1. All Readings below 1GHz are Quasi-Peak, above 1GHz are performed with peak and/or average measurements as necessary.
2. Peak measurements: RBW = 1MHz, VBW = 3 MHz, Sweep: Auto.
3. Average measurements: RBW = 1MHz, VBW = 10 Hz, Sweep: Auto.
4. Measurement Level = Reading Level + Correct Factor.
5. Correct Factor = Antenna factor + Cable loss – Amplifier gain.
6. The average measurement was not performed when the peak measured data under the limit of average detection.
7. The emission levels of other frequencies are very lower than the limit and not show in test report.

Product : Intel® Wireless-AC 9560
 Test Item : Harmonic Radiated Emission Data
 Test Date : 2018/03/14
 Test Mode : Mode 1 SISO A: Transmit (802.11b 1Mbps) (2442 MHz)

Frequency	Correct	Reading	Measurement	Margin	Limit
MHz	Factor	Level	Level		
	dB	dB μ V	dB μ V /m	dB	dB μ V /m
Horizontal					
Peak Detector:					
4884.000	-6.069	56.050	49.980	-24.020	74.000
7326.000	-3.016	47.850	44.834	-29.166	74.000
9768.000	-0.518	46.930	46.413	-27.587	74.000
Average Detector:					
--					
Vertical					
Peak Detector:					
4884.000	-6.069	57.940	51.870	-22.130	74.000
7326.000	-3.016	50.570	47.554	-26.446	74.000
9768.000	-0.518	47.140	46.623	-27.377	74.000
Average Detector:					
--					

Note:

1. All Readings below 1GHz are Quasi-Peak, above 1GHz are performed with peak and/or average measurements as necessary.
2. Peak measurements: RBW = 1MHz, VBW = 3 MHz, Sweep: Auto.
3. Average measurements: RBW = 1MHz, VBW = 10 Hz, Sweep: Auto.
4. Measurement Level = Reading Level + Correct Factor.
5. Correct Factor = Antenna factor + Cable loss – Amplifier gain.
6. The average measurement was not performed when the peak measured data under the limit of average detection.
7. The emission levels of other frequencies are very lower than the limit and not show in test report.

Product : Intel® Wireless-AC 9560
 Test Item : Harmonic Radiated Emission Data
 Test Date : 2018/03/14
 Test Mode : Mode 1 SISO A: Transmit (802.11b 1Mbps) (2462 MHz)

Frequency MHz	Correct Factor dB	Reading Level dBμV	Measurement Level dBμV /m	Margin dB	Limit dBμV /m
Horizontal					
Peak Detector:					
4924.000	-6.060	53.590	47.530	-26.470	74.000
7386.000	-2.923	48.000	45.077	-28.923	74.000
9848.000	-0.441	46.870	46.430	-27.570	74.000
Average Detector:					
--					
Vertical					
Peak Detector:					
4924.000	-6.060	55.700	49.640	-24.360	74.000
7386.000	-2.923	48.190	45.267	-28.733	74.000
9848.000	-0.441	47.330	46.890	-27.110	74.000
Average Detector:					
--					

Note:

1. All Readings below 1GHz are Quasi-Peak, above 1GHz are performed with peak and/or average measurements as necessary.
2. Peak measurements: RBW = 1MHz, VBW = 3 MHz, Sweep: Auto.
3. Average measurements: RBW = 1MHz, VBW = 10 Hz, Sweep: Auto.
4. Measurement Level = Reading Level + Correct Factor.
5. Correct Factor = Antenna factor + Cable loss – Amplifier gain.
6. The average measurement was not performed when the peak measured data under the limit of average detection.
7. The emission levels of other frequencies are very lower than the limit and not show in test report.

Product : Intel® Wireless-AC 9560
 Test Item : Harmonic Radiated Emission Data
 Test Date : 2018/03/14
 Test Mode : Mode 1 SISO A: Transmit (802.11b 1Mbps) (2467 MHz)

Frequency MHz	Correct Factor dB	Reading Level dBμV	Measurement Level dBμV /m	Margin dB	Limit dBμV /m
Horizontal					
Peak Detector:					
4934.000	-6.055	50.720	44.665	-29.335	74.000
7401.000	-2.926	47.050	44.124	-29.876	74.000
9868.000	-0.387	46.670	46.283	-27.717	74.000
Average Detector:					
--					
Vertical					
Peak Detector:					
4934.000	-6.055	52.100	46.045	-27.955	74.000
7401.000	-2.926	47.770	44.844	-29.156	74.000
9868.000	-0.387	46.600	46.213	-27.787	74.000
Average Detector:					
--					

Note:

1. All Readings below 1GHz are Quasi-Peak, above 1GHz are performed with peak and/or average measurements as necessary.
2. Peak measurements: RBW = 1MHz, VBW = 3 MHz, Sweep: Auto.
3. Average measurements: RBW = 1MHz, VBW = 10 Hz, Sweep: Auto.
4. Measurement Level = Reading Level + Correct Factor.
5. Correct Factor = Antenna factor + Cable loss – Amplifier gain.
6. The average measurement was not performed when the peak measured data under the limit of average detection.
7. The emission levels of other frequencies are very lower than the limit and not show in test report.

Product : Intel® Wireless-AC 9560
 Test Item : Harmonic Radiated Emission Data
 Test Date : 2018/03/14
 Test Mode : Mode 1 SISO A: Transmit (802.11b 1Mbps) (2472 MHz)

Frequency MHz	Correct Factor dB	Reading Level dBμV	Measurement Level dBμV /m	Margin dB	Limit dBμV /m
Horizontal					
Peak Detector:					
4944.000	-6.056	48.690	42.634	-31.366	74.000
7416.000	-2.911	47.300	44.389	-29.611	74.000
9888.000	-0.327	46.570	46.243	-27.757	74.000
Average Detector:					
--					
Vertical					
Peak Detector:					
4944.000	-6.056	49.200	43.144	-30.856	74.000
7416.000	-2.911	47.180	44.269	-29.731	74.000
9888.000	-0.327	46.320	45.993	-28.007	74.000
Average Detector:					
--					

Note:

1. All Readings below 1GHz are Quasi-Peak, above 1GHz are performed with peak and/or average measurements as necessary.
2. Peak measurements: RBW = 1MHz, VBW = 3 MHz, Sweep: Auto.
3. Average measurements: RBW = 1MHz, VBW = 10 Hz, Sweep: Auto.
4. Measurement Level = Reading Level + Correct Factor.
5. Correct Factor = Antenna factor + Cable loss – Amplifier gain.
6. The average measurement was not performed when the peak measured data under the limit of average detection.
7. The emission levels of other frequencies are very lower than the limit and not show in test report.

Product : Intel® Wireless-AC 9560
 Test Item : Harmonic Radiated Emission Data
 Test Date : 2018/03/14
 Test Mode : Mode 1 SISO A: Transmit (802.11g 6Mbps) (2412MHz)

Frequency	Correct	Reading	Measurement	Margin	Limit
MHz	Factor	Level	Level		
	dB	dB μ V	dB μ V /m	dB	dB μ V /m
Horizontal					
Peak Detector:					
4824.000	-6.117	48.830	42.713	-31.287	74.000
7236.000	-3.110	48.140	45.030	-28.970	74.000
9648.000	-0.709	47.310	46.601	-27.399	74.000
Average Detector:					
--					
Vertical					
Peak Detector:					
4824.000	-6.117	49.270	43.153	-30.847	74.000
7236.000	-3.110	49.550	46.440	-27.560	74.000
9648.000	-0.709	46.900	46.191	-27.809	74.000
Average Detector:					
--					

Note:

1. All Readings below 1GHz are Quasi-Peak, above 1GHz are performed with peak and/or average measurements as necessary.
2. Peak measurements: RBW = 1MHz, VBW = 3 MHz, Sweep: Auto.
3. Average measurements: RBW = 1MHz, VBW = 10 Hz, Sweep: Auto.
4. Measurement Level = Reading Level + Correct Factor.
5. Correct Factor = Antenna factor + Cable loss – Amplifier gain.
6. The average measurement was not performed when the peak measured data under the limit of average detection.
7. The emission levels of other frequencies are very lower than the limit and not show in test report.

Product : Intel® Wireless-AC 9560
 Test Item : Harmonic Radiated Emission Data
 Test Date : 2018/03/14
 Test Mode : Mode 1 SISO A: Transmit (802.11g 6Mbps) (2442 MHz)

Frequency MHz	Correct Factor dB	Reading Level dB μ V	Measurement Level dB μ V /m	Margin dB	Limit dB μ V /m
Horizontal					
Peak Detector:					
4884.000	-6.069	54.470	48.400	-25.600	74.000
7326.000	-3.016	47.330	44.314	-29.686	74.000
9768.000	-0.518	46.890	46.373	-27.627	74.000
Average Detector:					
--					
Vertical					
Peak Detector:					
4884.000	-6.069	54.880	48.810	-25.190	74.000
7326.000	-3.016	50.320	47.304	-26.696	74.000
9768.000	-0.518	46.690	46.173	-27.827	74.000
Average Detector:					
--					

Note:

1. All Readings below 1GHz are Quasi-Peak, above 1GHz are performed with peak and/or average measurements as necessary.
2. Peak measurements: RBW = 1MHz, VBW = 3 MHz, Sweep: Auto.
3. Average measurements: RBW = 1MHz, VBW = 10 Hz, Sweep: Auto.
4. Measurement Level = Reading Level + Correct Factor.
5. Correct Factor = Antenna factor + Cable loss – Amplifier gain.
6. The average measurement was not performed when the peak measured data under the limit of average detection.
7. The emission levels of other frequencies are very lower than the limit and not show in test report.

Product : Intel® Wireless-AC 9560
 Test Item : Harmonic Radiated Emission Data
 Test Date : 2018/03/14
 Test Mode : Mode 1 SISO A: Transmit (802.11g 6Mbps) (2462 MHz)

Frequency MHz	Correct Factor dB	Reading Level dBμV	Measurement Level dBμV /m	Margin dB	Limit dBμV /m
Horizontal					
Peak Detector:					
4924.000	-6.060	49.000	42.940	-31.060	74.000
7386.000	-2.923	47.130	44.207	-29.793	74.000
9848.000	-0.441	47.030	46.590	-27.410	74.000
Average Detector:					
--					
Vertical					
Peak Detector:					
4924.000	-6.060	51.450	45.390	-28.610	74.000
7386.000	-2.923	47.310	44.387	-29.613	74.000
9848.000	-0.441	47.000	46.560	-27.440	74.000
Average Detector:					
--					

Note:

1. All Readings below 1GHz are Quasi-Peak, above 1GHz are performed with peak and/or average measurements as necessary.
2. Peak measurements: RBW = 1MHz, VBW = 3 MHz, Sweep: Auto.
3. Average measurements: RBW = 1MHz, VBW = 10 Hz, Sweep: Auto.
4. Measurement Level = Reading Level + Correct Factor.
5. Correct Factor = Antenna factor + Cable loss – Amplifier gain.
6. The average measurement was not performed when the peak measured data under the limit of average detection.
7. The emission levels of other frequencies are very lower than the limit and not show in test report.

Product : Intel® Wireless-AC 9560
 Test Item : Harmonic Radiated Emission Data
 Test Date : 2018/03/14
 Test Mode : Mode 1 SISO A: Transmit (802.11g 6Mbps) (2467 MHz)

Frequency MHz	Correct Factor dB	Reading Level dBμV	Measurement Level dBμV /m	Margin dB	Limit dBμV /m
Horizontal					
Peak Detector:					
4934.000	-6.055	48.880	42.825	-31.175	74.000
7401.000	-2.926	46.830	43.904	-30.096	74.000
9868.000	-0.387	46.610	46.223	-27.777	74.000
Average Detector:					
--					
Vertical					
Peak Detector:					
4934.000	-6.055	49.150	43.095	-30.905	74.000
7401.000	-2.926	46.830	43.904	-30.096	74.000
9868.000	-0.387	46.420	46.033	-27.967	74.000
Average Detector:					
--					

Note:

1. All Readings below 1GHz are Quasi-Peak, above 1GHz are performed with peak and/or average measurements as necessary.
2. Peak measurements: RBW = 1MHz, VBW = 3 MHz, Sweep: Auto.
3. Average measurements: RBW = 1MHz, VBW = 10 Hz, Sweep: Auto.
4. Measurement Level = Reading Level + Correct Factor.
5. Correct Factor = Antenna factor + Cable loss – Amplifier gain.
6. The average measurement was not performed when the peak measured data under the limit of average detection.
7. The emission levels of other frequencies are very lower than the limit and not show in test report.

Product : Intel® Wireless-AC 9560
 Test Item : Harmonic Radiated Emission Data
 Test Date : 2018/03/14
 Test Mode : Mode 1 SISO A: Transmit (802.11g 6Mbps) (2472 MHz)

Frequency MHz	Correct Factor dB	Reading Level dBμV	Measurement Level dBμV /m	Margin dB	Limit dBμV /m
Horizontal					
Peak Detector:					
4944.000	-6.056	48.290	42.234	-31.766	74.000
7416.000	-2.911	46.540	43.629	-30.371	74.000
9888.000	-0.327	46.390	46.063	-27.937	74.000
Average Detector:					
--					
Vertical					
Peak Detector:					
4944.000	-6.056	48.180	42.124	-31.876	74.000
7416.000	-2.911	47.220	44.309	-29.691	74.000
9888.000	-0.327	46.840	46.513	-27.487	74.000
Average Detector:					
--					

Note:

1. All Readings below 1GHz are Quasi-Peak, above 1GHz are performed with peak and/or average measurements as necessary.
2. Peak measurements: RBW = 1MHz, VBW = 3 MHz, Sweep: Auto.
3. Average measurements: RBW = 1MHz, VBW = 10 Hz, Sweep: Auto.
4. Measurement Level = Reading Level + Correct Factor.
5. Correct Factor = Antenna factor + Cable loss – Amplifier gain.
6. The average measurement was not performed when the peak measured data under the limit of average detection.
7. The emission levels of other frequencies are very lower than the limit and not show in test report.

Product : Intel® Wireless-AC 9560
 Test Item : Harmonic Radiated Emission Data
 Test Date : 2018/03/14
 Test Mode : Mode 1 SISO A: Transmit - 802.11n-20BW_7.2Mbps(2.4G Band) (2412MHz)

Frequency MHz	Correct Factor dB	Reading Level dB μ V	Measurement Level dB μ V /m	Margin dB	Limit dB μ V /m
Horizontal					
Peak Detector:					
4824.000	-6.117	48.500	42.383	-31.617	74.000
7236.000	-3.110	49.020	45.910	-28.090	74.000
9648.000	-0.709	47.090	46.381	-27.619	74.000
Average Detector:					
--					
Vertical					
Peak Detector:					
4824.000	-6.117	49.620	43.503	-30.497	74.000
7236.000	-3.110	49.590	46.480	-27.520	74.000
9648.000	-0.709	47.100	46.391	-27.609	74.000
Average Detector:					
--					

Note:

1. All Readings below 1GHz are Quasi-Peak, above 1GHz are performed with peak and/or average measurements as necessary.
2. Peak measurements: RBW = 1MHz, VBW = 3 MHz, Sweep: Auto.
3. Average measurements: RBW = 1MHz, VBW = 10 Hz, Sweep: Auto.
4. Measurement Level = Reading Level + Correct Factor.
5. Correct Factor = Antenna factor + Cable loss – Amplifier gain.
6. The average measurement was not performed when the peak measured data under the limit of average detection.
7. The emission levels of other frequencies are very lower than the limit and not show in test report.

Product : Intel® Wireless-AC 9560
 Test Item : Harmonic Radiated Emission Data
 Test Date : 2018/03/14
 Test Mode : Mode 1 SISO A: Transmit - 802.11n-20BW_7.2Mbps(2.4G Band) (2442 MHz)

Frequency MHz	Correct Factor dB	Reading Level dB μ V	Measurement Level dB μ V /m	Margin dB	Limit dB μ V /m
Horizontal					
Peak Detector:					
4884.000	-6.069	53.010	46.940	-27.060	74.000
7326.000	-3.016	46.940	43.924	-30.076	74.000
9768.000	-0.518	47.190	46.673	-27.327	74.000
Average Detector:					
--					
Vertical					
Peak Detector:					
4884.000	-6.069	56.600	50.530	-23.470	74.000
7326.000	-3.016	48.650	45.634	-28.366	74.000
9768.000	-0.518	46.900	46.383	-27.617	74.000
Average Detector:					
--					

Note:

1. All Readings below 1GHz are Quasi-Peak, above 1GHz are performed with peak and/or average measurements as necessary.
2. Peak measurements: RBW = 1MHz, VBW = 3 MHz, Sweep: Auto.
3. Average measurements: RBW = 1MHz, VBW = 10 Hz, Sweep: Auto.
4. Measurement Level = Reading Level + Correct Factor.
5. Correct Factor = Antenna factor + Cable loss – Amplifier gain.
6. The average measurement was not performed when the peak measured data under the limit of average detection.
7. The emission levels of other frequencies are very lower than the limit and not show in test report.

Product : Intel® Wireless-AC 9560
 Test Item : Harmonic Radiated Emission Data
 Test Date : 2018/03/14
 Test Mode : Mode 1 SISO A: Transmit - 802.11n-20BW_7.2Mbps(2.4G Band) (2462 MHz)

Frequency MHz	Correct Factor dB	Reading Level dBμV	Measurement Level dBμV /m	Margin dB	Limit dBμV /m
Horizontal					
Peak Detector:					
4924.000	-6.060	48.590	42.530	-31.470	74.000
7386.000	-2.923	47.600	44.677	-29.323	74.000
9848.000	-0.441	46.590	46.150	-27.850	74.000
Average Detector:					
--					
Vertical					
Peak Detector:					
4924.000	-6.060	49.790	43.730	-30.270	74.000
7386.000	-2.923	47.090	44.167	-29.833	74.000
9848.000	-0.441	46.720	46.280	-27.720	74.000
Average Detector:					
--					

Note:

1. All Readings below 1GHz are Quasi-Peak, above 1GHz are performed with peak and/or average measurements as necessary.
2. Peak measurements: RBW = 1MHz, VBW = 3 MHz, Sweep: Auto.
3. Average measurements: RBW = 1MHz, VBW = 10 Hz, Sweep: Auto.
4. Measurement Level = Reading Level + Correct Factor.
5. Correct Factor = Antenna factor + Cable loss – Amplifier gain.
6. The average measurement was not performed when the peak measured data under the limit of average detection.
7. The emission levels of other frequencies are very lower than the limit and not show in test report.

Product : Intel® Wireless-AC 9560
 Test Item : Harmonic Radiated Emission Data
 Test Date : 2018/03/14
 Test Mode : Mode 1 SISO A: Transmit - 802.11n-20BW_7.2Mbps(2.4G Band) (2467 MHz)

Frequency MHz	Correct Factor dB	Reading Level dBμV	Measurement Level dBμV /m	Margin dB	Limit dBμV /m
Horizontal					
Peak Detector:					
4934.000	-6.055	48.460	42.405	-31.595	74.000
7401.000	-2.926	46.880	43.954	-30.046	74.000
9868.000	-0.387	46.210	45.823	-28.177	74.000
Average Detector:					
--					
Vertical					
Peak Detector:					
4934.000	-6.055	48.390	42.335	-31.665	74.000
7401.000	-2.926	46.520	43.594	-30.406	74.000
9868.000	-0.387	46.580	46.193	-27.807	74.000
Average Detector:					
--					

Note:

1. All Readings below 1GHz are Quasi-Peak, above 1GHz are performed with peak and/or average measurements as necessary.
2. Peak measurements: RBW = 1MHz, VBW = 3 MHz, Sweep: Auto.
3. Average measurements: RBW = 1MHz, VBW = 10 Hz, Sweep: Auto.
4. Measurement Level = Reading Level + Correct Factor.
5. Correct Factor = Antenna factor + Cable loss – Amplifier gain.
6. The average measurement was not performed when the peak measured data under the limit of average detection.
7. The emission levels of other frequencies are very lower than the limit and not show in test report.

Product : Intel® Wireless-AC 9560
 Test Item : Harmonic Radiated Emission Data
 Test Date : 2018/03/14
 Test Mode : Mode 1 SISO A: Transmit - 802.11n-20BW_7.2Mbps(2.4G Band) (2472 MHz)

Frequency MHz	Correct Factor dB	Reading Level dBμV	Measurement Level dBμV /m	Margin dB	Limit dBμV /m
Horizontal					
Peak Detector:					
4944.000	-6.056	48.320	42.264	-31.736	74.000
7416.000	-2.911	46.360	43.449	-30.551	74.000
9888.000	-0.327	46.090	45.763	-28.237	74.000
Average Detector:					
--					
Vertical					
Peak Detector:					
4944.000	-6.056	48.150	42.094	-31.906	74.000
7416.000	-2.911	47.270	44.359	-29.641	74.000
9888.000	-0.327	45.870	45.543	-28.457	74.000
Average Detector:					
--					

Note:

1. All Readings below 1GHz are Quasi-Peak, above 1GHz are performed with peak and/or average measurements as necessary.
2. Peak measurements: RBW = 1MHz, VBW = 3 MHz, Sweep: Auto.
3. Average measurements: RBW = 1MHz, VBW = 10 Hz, Sweep: Auto.
4. Measurement Level = Reading Level + Correct Factor.
5. Correct Factor = Antenna factor + Cable loss – Amplifier gain.
6. The average measurement was not performed when the peak measured data under the limit of average detection.
7. The emission levels of other frequencies are very lower than the limit and not show in test report.

Product : Intel® Wireless-AC 9560
 Test Item : Harmonic Radiated Emission Data
 Test Date : 2018/03/14
 Test Mode : Mode 1 SISO A: Transmit - 802.11n-40BW_15Mbps(2.4G Band) (2422MHz)

Frequency MHz	Correct Factor dB	Reading Level dB μ V	Measurement Level dB μ V /m	Margin dB	Limit dB μ V /m
Horizontal					
Peak Detector:					
4844.000	-6.104	48.900	42.796	-31.204	74.000
7266.000	-3.099	47.980	44.881	-29.119	74.000
9688.000	-0.649	46.830	46.181	-27.819	74.000
Average Detector:					
--					
Vertical					
Peak Detector:					
4844.000	-6.104	48.960	42.856	-31.144	74.000
7266.000	-3.099	47.620	44.521	-29.479	74.000
9688.000	-0.649	46.470	45.821	-28.179	74.000
Average Detector:					
--					

Note:

1. All Readings below 1GHz are Quasi-Peak, above 1GHz are performed with peak and/or average measurements as necessary.
2. Peak measurements: RBW = 1MHz, VBW = 3 MHz, Sweep: Auto.
3. Average measurements: RBW = 1MHz, VBW = 10 Hz, Sweep: Auto.
4. Measurement Level = Reading Level + Correct Factor.
5. Correct Factor = Antenna factor + Cable loss – Amplifier gain.
6. The average measurement was not performed when the peak measured data under the limit of average detection.
7. The emission levels of other frequencies are very lower than the limit and not show in test report.

Product : Intel® Wireless-AC 9560
 Test Item : Harmonic Radiated Emission Data
 Test Date : 2018/03/14
 Test Mode : Mode 1 SISO A: Transmit - 802.11n-40BW_15Mbps(2.4G Band) (2442 MHz)

Frequency	Correct	Reading	Measurement	Margin	Limit
MHz	Factor	Level	Level		
	dB	dB μ V	dB μ V /m	dB	dB μ V /m
Horizontal					
Peak Detector:					
4884.000	-6.069	48.230	42.160	-31.840	74.000
7326.000	-3.016	47.300	44.284	-29.716	74.000
9768.000	-0.518	46.720	46.203	-27.797	74.000
Average Detector:					
--					
Vertical					
Peak Detector:					
4884.000	-6.069	48.920	42.850	-31.150	74.000
7326.000	-3.016	47.250	44.234	-29.766	74.000
9768.000	-0.518	46.510	45.993	-28.007	74.000
Average Detector:					
--					

Note:

1. All Readings below 1GHz are Quasi-Peak, above 1GHz are performed with peak and/or average measurements as necessary.
2. Peak measurements: RBW = 1MHz, VBW = 3 MHz, Sweep: Auto.
3. Average measurements: RBW = 1MHz, VBW = 10 Hz, Sweep: Auto.
4. Measurement Level = Reading Level + Correct Factor.
5. Correct Factor = Antenna factor + Cable loss – Amplifier gain.
6. The average measurement was not performed when the peak measured data under the limit of average detection.
7. The emission levels of other frequencies are very lower than the limit and not show in test report.

Product : Intel® Wireless-AC 9560
 Test Item : Harmonic Radiated Emission Data
 Test Date : 2018/03/14
 Test Mode : Mode 1 SISO A: Transmit - 802.11n-40BW_15Mbps(2.4G Band) (2452 MHz)

Frequency MHz	Correct Factor dB	Reading Level dBμV	Measurement Level dBμV /m	Margin dB	Limit dBμV /m
Horizontal					
Peak Detector:					
4904.000	-6.090	48.800	42.710	-31.290	74.000
7356.000	-2.975	46.660	43.686	-30.314	74.000
9808.000	-0.484	46.800	46.317	-27.683	74.000
Average Detector:					
--					
Vertical					
Peak Detector:					
4904.000	-6.090	48.360	42.270	-31.730	74.000
7356.000	-2.975	46.720	43.746	-30.254	74.000
9808.000	-0.484	46.780	46.297	-27.703	74.000
Average Detector:					
--					

Note:

1. All Readings below 1GHz are Quasi-Peak, above 1GHz are performed with peak and/or average measurements as necessary.
2. Peak measurements: RBW = 1MHz, VBW = 3 MHz, Sweep: Auto.
3. Average measurements: RBW = 1MHz, VBW = 10 Hz, Sweep: Auto.
4. Measurement Level = Reading Level + Correct Factor.
5. Correct Factor = Antenna factor + Cable loss – Amplifier gain.
6. The average measurement was not performed when the peak measured data under the limit of average detection.
7. The emission levels of other frequencies are very lower than the limit and not show in test report.

Product : Intel® Wireless-AC 9560
 Test Item : Harmonic Radiated Emission Data
 Test Date : 2018/03/14
 Test Mode : Mode 1 SISO A: Transmit - 802.11n-40BW_15Mbps(2.4G Band) (2457 MHz)

Frequency	Correct	Reading	Measurement	Margin	Limit
	Factor	Level	Level		
MHz	dB	dBμV	dBμV /m	dB	dBμV /m
Horizontal					
Peak Detector:					
4914.000	-6.070	47.980	41.910	-32.090	74.000
7371.000	-2.944	46.910	43.966	-30.034	74.000
9828.000	-0.448	46.860	46.412	-27.588	74.000
Average Detector:					
--					
Vertical					
Peak Detector:					
4914.000	-6.070	48.730	42.660	-31.340	74.000
7371.000	-2.944	46.780	43.836	-30.164	74.000
9828.000	-0.448	46.710	46.262	-27.738	74.000
Average Detector:					
--					

Note:

1. All Readings below 1GHz are Quasi-Peak, above 1GHz are performed with peak and/or average measurements as necessary.
2. Peak measurements: RBW = 1MHz, VBW = 3 MHz, Sweep: Auto.
3. Average measurements: RBW = 1MHz, VBW = 10 Hz, Sweep: Auto.
4. Measurement Level = Reading Level + Correct Factor.
5. Correct Factor = Antenna factor + Cable loss – Amplifier gain.
6. The average measurement was not performed when the peak measured data under the limit of average detection.
7. The emission levels of other frequencies are very lower than the limit and not show in test report.

Product : Intel® Wireless-AC 9560
 Test Item : Harmonic Radiated Emission Data
 Test Date : 2018/03/14
 Test Mode : Mode 1 SISO A: Transmit - 802.11n-40BW_15Mbps(2.4G Band) (2462 MHz)

Frequency	Correct	Reading	Measurement	Margin	Limit
MHz	Factor	Level	Level		
	dB	dB μ V	dB μ V /m	dB	dB μ V /m
Horizontal					
Peak Detector:					
4924.000	-6.060	48.390	42.330	-31.670	74.000
7386.000	-2.923	46.980	44.057	-29.943	74.000
9848.000	-0.441	46.620	46.180	-27.820	74.000
Average Detector:					
--					
Vertical					
Peak Detector:					
4924.000	-6.060	49.060	43.000	-31.000	74.000
7386.000	-2.923	47.190	44.267	-29.733	74.000
9848.000	-0.441	46.650	46.210	-27.790	74.000
Average Detector:					
--					

Note:

1. All Readings below 1GHz are Quasi-Peak, above 1GHz are performed with peak and/or average measurements as necessary.
2. Peak measurements: RBW = 1MHz, VBW = 3 MHz, Sweep: Auto.
3. Average measurements: RBW = 1MHz, VBW = 10 Hz, Sweep: Auto.
4. Measurement Level = Reading Level + Correct Factor.
5. Correct Factor = Antenna factor + Cable loss – Amplifier gain.
6. The average measurement was not performed when the peak measured data under the limit of average detection.
7. The emission levels of other frequencies are very lower than the limit and not show in test report.

Product : Intel® Wireless-AC 9560
 Test Item : Harmonic Radiated Emission Data
 Test Date : 2018/03/14
 Test Mode : Mode 2 SISO B: Transmit (802.11b 1Mbps) (2412MHz)

Frequency	Correct	Reading	Measurement	Margin	Limit
	Factor	Level	Level		
MHz	dB	dB μ V	dB μ V /m	dB	dB μ V /m
Horizontal					
Peak Detector:					
4824.000	-6.117	48.550	42.433	-31.567	74.000
7236.000	-3.110	47.960	44.850	-29.150	74.000
9648.000	-0.709	46.460	45.751	-28.249	74.000
Average Detector:					
--					
Vertical					
Peak Detector:					
4824.000	-6.117	48.730	42.613	-31.387	74.000
7236.000	-3.110	48.480	45.370	-28.630	74.000
9648.000	-0.709	46.490	45.781	-28.219	74.000
Average Detector:					
--					

Note:

1. All Readings below 1GHz are Quasi-Peak, above 1GHz are performed with peak and/or average measurements as necessary.
2. Peak measurements: RBW = 1MHz, VBW = 3 MHz, Sweep: Auto.
3. Average measurements: RBW = 1MHz, VBW = 10 Hz, Sweep: Auto.
4. Measurement Level = Reading Level + Correct Factor.
5. Correct Factor = Antenna factor + Cable loss – Amplifier gain.
6. The average measurement was not performed when the peak measured data under the limit of average detection.
7. The emission levels of other frequencies are very lower than the limit and not show in test report.

Product : Intel® Wireless-AC 9560
 Test Item : Harmonic Radiated Emission Data
 Test Date : 2018/03/14
 Test Mode : Mode 2 SISO B: Transmit (802.11b 1Mbps) (2442MHz)

Frequency MHz	Correct Factor dB	Reading Level dB μ V	Measurement Level dB μ V /m	Margin dB	Limit dB μ V /m
Horizontal					
Peak Detector:					
4884.000	-6.069	48.940	42.870	-31.130	74.000
7326.000	-3.016	46.860	43.844	-30.156	74.000
9768.000	-0.518	47.240	46.723	-27.277	74.000
Average Detector:					
--					
Vertical					
Peak Detector:					
4884.000	-6.069	48.480	42.410	-31.590	74.000
7326.000	-3.016	47.490	44.474	-29.526	74.000
9768.000	-0.518	46.710	46.193	-27.807	74.000
Average Detector:					
--					

Note:

1. All Readings below 1GHz are Quasi-Peak, above 1GHz are performed with peak and/or average measurements as necessary.
2. Peak measurements: RBW = 1MHz, VBW = 3 MHz, Sweep: Auto.
3. Average measurements: RBW = 1MHz, VBW = 10 Hz, Sweep: Auto.
4. Measurement Level = Reading Level + Correct Factor.
5. Correct Factor = Antenna factor + Cable loss – Amplifier gain.
6. The average measurement was not performed when the peak measured data under the limit of average detection.
7. The emission levels of other frequencies are very lower than the limit and not show in test report.

Product : Intel® Wireless-AC 9560
 Test Item : Harmonic Radiated Emission Data
 Test Date : 2018/03/14
 Test Mode : Mode 2 SISO B: Transmit (802.11b 1Mbps) (2462MHz)

Frequency MHz	Correct Factor dB	Reading Level dBμV	Measurement Level dBμV /m	Margin dB	Limit dBμV /m
Horizontal					
Peak Detector:					
4924.000	-6.060	48.880	42.820	-31.180	74.000
7386.000	-2.923	47.100	44.177	-29.823	74.000
9848.000	-0.441	46.540	46.100	-27.900	74.000
Average Detector:					
--					
Vertical					
Peak Detector:					
4924.000	-6.060	50.340	44.280	-29.720	74.000
7386.000	-2.923	46.770	43.847	-30.153	74.000
9848.000	-0.441	47.200	46.760	-27.240	74.000
Average Detector:					
--					

Note:

1. All Readings below 1GHz are Quasi-Peak, above 1GHz are performed with peak and/or average measurements as necessary.
2. Peak measurements: RBW = 1MHz, VBW = 3 MHz, Sweep: Auto.
3. Average measurements: RBW = 1MHz, VBW = 10 Hz, Sweep: Auto.
4. Measurement Level = Reading Level + Correct Factor.
5. Correct Factor = Antenna factor + Cable loss – Amplifier gain.
6. The average measurement was not performed when the peak measured data under the limit of average detection.
7. The emission levels of other frequencies are very lower than the limit and not show in test report.

Product : Intel® Wireless-AC 9560
 Test Item : Harmonic Radiated Emission Data
 Test Date : 2018/03/14
 Test Mode : Mode 2 SISO B: Transmit (802.11b 1Mbps) (2467MHz)

Frequency	Correct	Reading	Measurement	Margin	Limit
	Factor	Level	Level		
MHz	dB	dBμV	dBμV /m	dB	dBμV /m
Horizontal					
Peak Detector:					
4934.000	-6.055	48.500	42.445	-31.555	74.000
7401.000	-2.926	47.410	44.484	-29.516	74.000
9868.000	-0.387	46.580	46.193	-27.807	74.000
Average Detector:					
--					
Vertical					
Peak Detector:					
4934.000	-6.055	49.390	43.335	-30.665	74.000
7401.000	-2.926	46.330	43.404	-30.596	74.000
9868.000	-0.387	46.220	45.833	-28.167	74.000
Average Detector:					
--					

Note:

1. All Readings below 1GHz are Quasi-Peak, above 1GHz are performed with peak and/or average measurements as necessary.
2. Peak measurements: RBW = 1MHz, VBW = 3 MHz, Sweep: Auto.
3. Average measurements: RBW = 1MHz, VBW = 10 Hz, Sweep: Auto.
4. Measurement Level = Reading Level + Correct Factor.
5. Correct Factor = Antenna factor + Cable loss – Amplifier gain.
6. The average measurement was not performed when the peak measured data under the limit of average detection.
7. The emission levels of other frequencies are very lower than the limit and not show in test report.

Product : Intel® Wireless-AC 9560
 Test Item : Harmonic Radiated Emission Data
 Test Date : 2018/03/14
 Test Mode : Mode 2 SISO B: Transmit (802.11b 1Mbps) (2472 MHz)

Frequency MHz	Correct Factor dB	Reading Level dBμV	Measurement Level dBμV /m	Margin dB	Limit dBμV /m
Horizontal					
Peak Detector:					
4944.000	-6.056	48.070	42.014	-31.986	74.000
7416.000	-2.911	46.530	43.619	-30.381	74.000
9888.000	-0.327	46.340	46.013	-27.987	74.000
Average Detector:					
--					
Vertical					
Peak Detector:					
4944.000	-6.056	48.310	42.254	-31.746	74.000
7416.000	-2.911	46.560	43.649	-30.351	74.000
9888.000	-0.327	46.050	45.723	-28.277	74.000
Average Detector:					
--					

Note:

1. All Readings below 1GHz are Quasi-Peak, above 1GHz are performed with peak and/or average measurements as necessary.
2. Peak measurements: RBW = 1MHz, VBW = 3 MHz, Sweep: Auto.
3. Average measurements: RBW = 1MHz, VBW = 10 Hz, Sweep: Auto.
4. Measurement Level = Reading Level + Correct Factor.
5. Correct Factor = Antenna factor + Cable loss – Amplifier gain.
6. The average measurement was not performed when the peak measured data under the limit of average detection.
7. The emission levels of other frequencies are very lower than the limit and not show in test report.

Product : Intel® Wireless-AC 9560
 Test Item : Harmonic Radiated Emission Data
 Test Date : 2018/03/14
 Test Mode : Mode 2 SISO B: Transmit (802.11g 6Mbps) (2412MHz)

Frequency	Correct	Reading	Measurement	Margin	Limit
MHz	Factor	Level	Level		
	dB	dB μ V	dB μ V /m	dB	dB μ V /m
Horizontal					
Peak Detector:					
4824.000	-6.117	48.340	42.223	-31.777	74.000
7236.000	-3.110	47.700	44.590	-29.410	74.000
9648.000	-0.709	46.400	45.691	-28.309	74.000
Average Detector:					
--					
Vertical					
Peak Detector:					
4824.000	-6.117	48.400	42.283	-31.717	74.000
7236.000	-3.110	47.970	44.860	-29.140	74.000
9648.000	-0.709	46.740	46.031	-27.969	74.000
Average Detector:					
--					

Note:

1. All Readings below 1GHz are Quasi-Peak, above 1GHz are performed with peak and/or average measurements as necessary.
2. Peak measurements: RBW = 1MHz, VBW = 3 MHz, Sweep: Auto.
3. Average measurements: RBW = 1MHz, VBW = 10 Hz, Sweep: Auto.
4. Measurement Level = Reading Level + Correct Factor.
5. Correct Factor = Antenna factor + Cable loss – Amplifier gain.
6. The average measurement was not performed when the peak measured data under the limit of average detection.
7. The emission levels of other frequencies are very lower than the limit and not show in test report.

Product : Intel® Wireless-AC 9560
 Test Item : Harmonic Radiated Emission Data
 Test Date : 2018/03/14
 Test Mode : Mode 2 SISO B: Transmit (802.11g 6Mbps) (2442MHz)

Frequency	Correct	Reading	Measurement	Margin	Limit
MHz	Factor	Level	Level		
	dB	dB μ V	dB μ V /m	dB	dB μ V /m
Horizontal					
Peak Detector:					
4884.000	-6.069	48.870	42.800	-31.200	74.000
7326.000	-3.016	47.580	44.564	-29.436	74.000
9768.000	-0.518	46.530	46.013	-27.987	74.000
Average Detector:					
--					
Vertical					
Peak Detector:					
4884.000	-6.069	49.480	43.410	-30.590	74.000
7326.000	-3.016	47.030	44.014	-29.986	74.000
9768.000	-0.518	46.060	45.543	-28.457	74.000
Average Detector:					
--					

Note:

1. All Readings below 1GHz are Quasi-Peak, above 1GHz are performed with peak and/or average measurements as necessary.
2. Peak measurements: RBW = 1MHz, VBW = 3 MHz, Sweep: Auto.
3. Average measurements: RBW = 1MHz, VBW = 10 Hz, Sweep: Auto.
4. Measurement Level = Reading Level + Correct Factor.
5. Correct Factor = Antenna factor + Cable loss – Amplifier gain.
6. The average measurement was not performed when the peak measured data under the limit of average detection.
7. The emission levels of other frequencies are very lower than the limit and not show in test report.

Product : Intel® Wireless-AC 9560
 Test Item : Harmonic Radiated Emission Data
 Test Date : 2018/03/14
 Test Mode : Mode 2 SISO B: Transmit (802.11g 6Mbps) (2462 MHz)

Frequency MHz	Correct Factor dB	Reading Level dBμV	Measurement Level dBμV /m	Margin dB	Limit dBμV /m
Horizontal					
Peak Detector:					
4924.000	-6.060	48.710	42.650	-31.350	74.000
7386.000	-2.923	46.700	43.777	-30.223	74.000
9848.000	-0.441	46.720	46.280	-27.720	74.000
Average Detector:					
--					
Vertical					
Peak Detector:					
4924.000	-6.060	48.360	42.300	-31.700	74.000
7386.000	-2.923	46.760	43.837	-30.163	74.000
9848.000	-0.441	46.130	45.690	-28.310	74.000
Average Detector:					
--					

Note:

1. All Readings below 1GHz are Quasi-Peak, above 1GHz are performed with peak and/or average measurements as necessary.
2. Peak measurements: RBW = 1MHz, VBW = 3 MHz, Sweep: Auto.
3. Average measurements: RBW = 1MHz, VBW = 10 Hz, Sweep: Auto.
4. Measurement Level = Reading Level + Correct Factor.
5. Correct Factor = Antenna factor + Cable loss – Amplifier gain.
6. The average measurement was not performed when the peak measured data under the limit of average detection.
7. The emission levels of other frequencies are very lower than the limit and not show in test report.

Product : Intel® Wireless-AC 9560
 Test Item : Harmonic Radiated Emission Data
 Test Date : 2018/03/14
 Test Mode : Mode 2 SISO B: Transmit (802.11g 6Mbps) (2467 MHz)

Frequency MHz	Correct Factor dB	Reading Level dBμV	Measurement Level dBμV /m	Margin dB	Limit dBμV /m
Horizontal					
Peak Detector:					
4934.000	-6.055	48.440	42.385	-31.615	74.000
7401.000	-2.926	46.950	44.024	-29.976	74.000
9868.000	-0.387	46.660	46.273	-27.727	74.000
Average Detector:					
--					
Vertical					
Peak Detector:					
4934.000	-6.055	48.240	42.185	-31.815	74.000
7401.000	-2.926	46.450	43.524	-30.476	74.000
9868.000	-0.387	46.270	45.883	-28.117	74.000
Average Detector:					
--					

Note:

1. All Readings below 1GHz are Quasi-Peak, above 1GHz are performed with peak and/or average measurements as necessary.
2. Peak measurements: RBW = 1MHz, VBW = 3 MHz, Sweep: Auto.
3. Average measurements: RBW = 1MHz, VBW = 10 Hz, Sweep: Auto.
4. Measurement Level = Reading Level + Correct Factor.
5. Correct Factor = Antenna factor + Cable loss – Amplifier gain.
6. The average measurement was not performed when the peak measured data under the limit of average detection.
7. The emission levels of other frequencies are very lower than the limit and not show in test report.

Product : Intel® Wireless-AC 9560
 Test Item : Harmonic Radiated Emission Data
 Test Date : 2018/03/14
 Test Mode : Mode 2 SISO B: Transmit (802.11g 6Mbps) (2472 MHz)

Frequency MHz	Correct Factor dB	Reading Level dBμV	Measurement Level dBμV /m	Margin dB	Limit dBμV /m
Horizontal					
Peak Detector:					
4944.000	-6.056	48.350	42.294	-31.706	74.000
7416.000	-2.911	46.660	43.749	-30.251	74.000
9888.000	-0.327	46.010	45.683	-28.317	74.000
Average Detector:					
--					
Vertical					
Peak Detector:					
4944.000	-6.056	48.460	42.404	-31.596	74.000
7416.000	-2.911	46.060	43.149	-30.851	74.000
9888.000	-0.327	46.100	45.773	-28.227	74.000
Average Detector:					
--					

Note:

1. All Readings below 1GHz are Quasi-Peak, above 1GHz are performed with peak and/or average measurements as necessary.
2. Peak measurements: RBW = 1MHz, VBW = 3 MHz, Sweep: Auto.
3. Average measurements: RBW = 1MHz, VBW = 10 Hz, Sweep: Auto.
4. Measurement Level = Reading Level + Correct Factor.
5. Correct Factor = Antenna factor + Cable loss – Amplifier gain.
6. The average measurement was not performed when the peak measured data under the limit of average detection.
7. The emission levels of other frequencies are very lower than the limit and not show in test report.

Product : Intel® Wireless-AC 9560
 Test Item : Harmonic Radiated Emission Data
 Test Date : 2018/03/14
 Test Mode : Mode 2 SISO B: Transmit - 802.11n-20BW_7.2Mbps(2.4G Band) (2412MHz)

Frequency MHz	Correct Factor dB	Reading Level dB μ V	Measurement Level dB μ V /m	Margin dB	Limit dB μ V /m
Horizontal					
Peak Detector:					
4824.000	-6.117	48.340	42.223	-31.777	74.000
7236.000	-3.110	47.520	44.410	-29.590	74.000
9648.000	-0.709	46.490	45.781	-28.219	74.000
Average Detector:					
--					
Vertical					
Peak Detector:					
4824.000	-6.117	48.450	42.333	-31.667	74.000
7236.000	-3.110	48.770	45.660	-28.340	74.000
9648.000	-0.709	46.830	46.121	-27.879	74.000
Average Detector:					
--					

Note:

1. All Readings below 1GHz are Quasi-Peak, above 1GHz are performed with peak and/or average measurements as necessary.
2. Peak measurements: RBW = 1MHz, VBW = 3 MHz, Sweep: Auto.
3. Average measurements: RBW = 1MHz, VBW = 10 Hz, Sweep: Auto.
4. Measurement Level = Reading Level + Correct Factor.
5. Correct Factor = Antenna factor + Cable loss – Amplifier gain.
6. The average measurement was not performed when the peak measured data under the limit of average detection.
7. The emission levels of other frequencies are very lower than the limit and not show in test report.

Product : Intel® Wireless-AC 9560
 Test Item : Harmonic Radiated Emission Data
 Test Date : 2018/03/14
 Test Mode : Mode 2 SISO B: Transmit - 802.11n-20BW_7.2Mbps(2.4G Band) (2442 MHz)

Frequency MHz	Correct Factor dB	Reading Level dBμV	Measurement Level dBμV /m	Margin dB	Limit dBμV /m
Horizontal					
Peak Detector:					
4884.000	-6.069	48.710	42.640	-31.360	74.000
7326.000	-3.016	46.700	43.684	-30.316	74.000
9768.000	-0.518	46.330	45.813	-28.187	74.000
Average Detector:					
--					
Vertical					
Peak Detector:					
4884.000	-6.069	49.270	43.200	-30.800	74.000
7326.000	-3.016	46.880	43.864	-30.136	74.000
9768.000	-0.518	46.000	45.483	-28.517	74.000
Average Detector:					
--					

Note:

1. All Readings below 1GHz are Quasi-Peak, above 1GHz are performed with peak and/or average measurements as necessary.
2. Peak measurements: RBW = 1MHz, VBW = 3 MHz, Sweep: Auto.
3. Average measurements: RBW = 1MHz, VBW = 10 Hz, Sweep: Auto.
4. Measurement Level = Reading Level + Correct Factor.
5. Correct Factor = Antenna factor + Cable loss – Amplifier gain.
6. The average measurement was not performed when the peak measured data under the limit of average detection.
7. The emission levels of other frequencies are very lower than the limit and not show in test report.

Product : Intel® Wireless-AC 9560
 Test Item : Harmonic Radiated Emission Data
 Test Date : 2018/03/14
 Test Mode : Mode 2 SISO B: Transmit - 802.11n-20BW_7.2Mbps(2.4G Band) (2462 MHz)

Frequency MHz	Correct Factor dB	Reading Level dBμV	Measurement Level dBμV /m	Margin dB	Limit dBμV /m
Horizontal					
Peak Detector:					
4924.000	-6.060	48.330	42.270	-31.730	74.000
7386.000	-2.923	46.310	43.387	-30.613	74.000
9848.000	-0.441	46.260	45.820	-28.180	74.000
Average Detector:					
--					
Vertical					
Peak Detector:					
4924.000	-6.060	48.150	42.090	-31.910	74.000
7386.000	-2.923	47.220	44.297	-29.703	74.000
9848.000	-0.441	46.200	45.760	-28.240	74.000
Average Detector:					
--					

Note:

1. All Readings below 1GHz are Quasi-Peak, above 1GHz are performed with peak and/or average measurements as necessary.
2. Peak measurements: RBW = 1MHz, VBW = 3 MHz, Sweep: Auto.
3. Average measurements: RBW = 1MHz, VBW = 10 Hz, Sweep: Auto.
4. Measurement Level = Reading Level + Correct Factor.
5. Correct Factor = Antenna factor + Cable loss – Amplifier gain.
6. The average measurement was not performed when the peak measured data under the limit of average detection.
7. The emission levels of other frequencies are very lower than the limit and not show in test report.

Product : Intel® Wireless-AC 9560
 Test Item : Harmonic Radiated Emission Data
 Test Date : 2018/03/14
 Test Mode : Mode 2 SISO B: Transmit - 802.11n-20BW_7.2Mbps(2.4G Band) (2467 MHz)

Frequency MHz	Correct Factor dB	Reading Level dBμV	Measurement Level dBμV /m	Margin dB	Limit dBμV /m
Horizontal					
Peak Detector:					
4934.000	-6.055	47.970	41.915	-32.085	74.000
7401.000	-2.926	46.240	43.314	-30.686	74.000
9868.000	-0.387	46.180	45.793	-28.207	74.000
Average Detector:					
--					
Vertical					
Peak Detector:					
4934.000	-6.055	47.890	41.835	-32.165	74.000
7401.000	-2.926	46.380	43.454	-30.546	74.000
9868.000	-0.387	45.960	45.573	-28.427	74.000
Average Detector:					
--					

Note:

1. All Readings below 1GHz are Quasi-Peak, above 1GHz are performed with peak and/or average measurements as necessary.
2. Peak measurements: RBW = 1MHz, VBW = 3 MHz, Sweep: Auto.
3. Average measurements: RBW = 1MHz, VBW = 10 Hz, Sweep: Auto.
4. Measurement Level = Reading Level + Correct Factor.
5. Correct Factor = Antenna factor + Cable loss – Amplifier gain.
6. The average measurement was not performed when the peak measured data under the limit of average detection.
7. The emission levels of other frequencies are very lower than the limit and not show in test report.

Product : Intel® Wireless-AC 9560
 Test Item : Harmonic Radiated Emission Data
 Test Date : 2018/03/14
 Test Mode : Mode 2 SISO B: Transmit - 802.11n-20BW_7.2Mbps(2.4G Band) (2472 MHz)

Frequency MHz	Correct Factor dB	Reading Level dBμV	Measurement Level dBμV /m	Margin dB	Limit dBμV /m
Horizontal					
Peak Detector:					
4944.000	-6.056	48.380	42.324	-31.676	74.000
7416.000	-2.911	45.740	42.829	-31.171	74.000
9888.000	-0.327	46.330	46.003	-27.997	74.000
Average Detector:					
--					
Vertical					
Peak Detector:					
4944.000	-6.056	48.050	41.994	-32.006	74.000
7416.000	-2.911	46.400	43.489	-30.511	74.000
9888.000	-0.327	45.710	45.383	-28.617	74.000
Average Detector:					
--					

Note:

1. All Readings below 1GHz are Quasi-Peak, above 1GHz are performed with peak and/or average measurements as necessary.
2. Peak measurements: RBW = 1MHz, VBW = 3 MHz, Sweep: Auto.
3. Average measurements: RBW = 1MHz, VBW = 10 Hz, Sweep: Auto.
4. Measurement Level = Reading Level + Correct Factor.
5. Correct Factor = Antenna factor + Cable loss – Amplifier gain.
6. The average measurement was not performed when the peak measured data under the limit of average detection.
7. The emission levels of other frequencies are very lower than the limit and not show in test report.

Product : Intel® Wireless-AC 9560
 Test Item : Harmonic Radiated Emission Data
 Test Date : 2018/03/14
 Test Mode : Mode 2 SISO B: Transmit - 802.11n-40BW_15Mbps(2.4G Band) (2422MHz)

Frequency MHz	Correct Factor dB	Reading Level dB μ V	Measurement Level dB μ V /m	Margin dB	Limit dB μ V /m
Horizontal					
Peak Detector:					
4844.000	-6.104	48.360	42.256	-31.744	74.000
7266.000	-3.099	47.050	43.951	-30.049	74.000
9688.000	-0.649	47.770	47.121	-26.879	74.000
Average Detector:					
--					
Vertical					
Peak Detector:					
4844.000	-6.104	48.350	42.246	-31.754	74.000
7266.000	-3.099	47.470	44.371	-29.629	74.000
9688.000	-0.649	46.810	46.161	-27.839	74.000
Average Detector:					
--					

Note:

1. All Readings below 1GHz are Quasi-Peak, above 1GHz are performed with peak and/or average measurements as necessary.
2. Peak measurements: RBW = 1MHz, VBW = 3 MHz, Sweep: Auto.
3. Average measurements: RBW = 1MHz, VBW = 10 Hz, Sweep: Auto.
4. Measurement Level = Reading Level + Correct Factor.
5. Correct Factor = Antenna factor + Cable loss – Amplifier gain.
6. The average measurement was not performed when the peak measured data under the limit of average detection.
7. The emission levels of other frequencies are very lower than the limit and not show in test report.

Product : Intel® Wireless-AC 9560
 Test Item : Harmonic Radiated Emission Data
 Test Date : 2018/03/14
 Test Mode : Mode 2 SISO B: Transmit - 802.11n-40BW_15Mbps(2.4G Band) (2442 MHz)

Frequency MHz	Correct Factor dB	Reading Level dB μ V	Measurement Level dB μ V /m	Margin dB	Limit dB μ V /m
Horizontal					
Peak Detector:					
4884.000	-6.069	48.150	42.080	-31.920	74.000
7326.000	-3.016	46.610	43.594	-30.406	74.000
9768.000	-0.518	46.480	45.963	-28.037	74.000
Average Detector:					
--					
Vertical					
Peak Detector:					
4884.000	-6.069	48.720	42.650	-31.350	74.000
7326.000	-3.016	46.670	43.654	-30.346	74.000
9768.000	-0.518	46.900	46.383	-27.617	74.000
Average Detector:					
--					

Note:

1. All Readings below 1GHz are Quasi-Peak, above 1GHz are performed with peak and/or average measurements as necessary.
2. Peak measurements: RBW = 1MHz, VBW = 3 MHz, Sweep: Auto.
3. Average measurements: RBW = 1MHz, VBW = 10 Hz, Sweep: Auto.
4. Measurement Level = Reading Level + Correct Factor.
5. Correct Factor = Antenna factor + Cable loss – Amplifier gain.
6. The average measurement was not performed when the peak measured data under the limit of average detection.
7. The emission levels of other frequencies are very lower than the limit and not show in test report.

Product : Intel® Wireless-AC 9560
 Test Item : Harmonic Radiated Emission Data
 Test Date : 2018/03/14
 Test Mode : Mode 2 SISO B: Transmit - 802.11n-40BW_15Mbps(2.4G Band) (2452 MHz)

Frequency MHz	Correct Factor dB	Reading Level dBμV	Measurement Level dBμV /m	Margin dB	Limit dBμV /m
Horizontal					
Peak Detector:					
4904.000	-6.090	48.400	42.310	-31.690	74.000
7356.000	-2.975	46.620	43.646	-30.354	74.000
9808.000	-0.484	46.650	46.167	-27.833	74.000
Average Detector:					
--					
Vertical					
Peak Detector:					
4904.000	-6.090	48.380	42.290	-31.710	74.000
7356.000	-2.975	46.400	43.426	-30.574	74.000
9808.000	-0.484	46.260	45.777	-28.223	74.000
Average Detector:					
--					

Note:

1. All Readings below 1GHz are Quasi-Peak, above 1GHz are performed with peak and/or average measurements as necessary.
2. Peak measurements: RBW = 1MHz, VBW = 3 MHz, Sweep: Auto.
3. Average measurements: RBW = 1MHz, VBW = 10 Hz, Sweep: Auto.
4. Measurement Level = Reading Level + Correct Factor.
5. Correct Factor = Antenna factor + Cable loss – Amplifier gain.
6. The average measurement was not performed when the peak measured data under the limit of average detection.
7. The emission levels of other frequencies are very lower than the limit and not show in test report.

Product : Intel® Wireless-AC 9560
 Test Item : Harmonic Radiated Emission Data
 Test Date : 2018/03/14
 Test Mode : Mode 2 SISO B: Transmit - 802.11n-40BW_15Mbps(2.4G Band) (2457 MHz)

Frequency	Correct	Reading	Measurement	Margin	Limit
	Factor	Level	Level		
MHz	dB	dBμV	dBμV /m	dB	dBμV /m
Horizontal					
Peak Detector:					
4914.000	-6.070	48.760	42.690	-31.310	74.000
7371.000	-2.944	46.660	43.716	-30.284	74.000
9828.000	-0.448	46.260	45.812	-28.188	74.000
Average Detector:					
--					
Vertical					
Peak Detector:					
4914.000	-6.070	48.170	42.100	-31.900	74.000
7371.000	-2.944	46.410	43.466	-30.534	74.000
9828.000	-0.448	46.670	46.222	-27.778	74.000
Average Detector:					
--					

Note:

1. All Readings below 1GHz are Quasi-Peak, above 1GHz are performed with peak and/or average measurements as necessary.
2. Peak measurements: RBW = 1MHz, VBW = 3 MHz, Sweep: Auto.
3. Average measurements: RBW = 1MHz, VBW = 10 Hz, Sweep: Auto.
4. Measurement Level = Reading Level + Correct Factor.
5. Correct Factor = Antenna factor + Cable loss – Amplifier gain.
6. The average measurement was not performed when the peak measured data under the limit of average detection.
7. The emission levels of other frequencies are very lower than the limit and not show in test report.

Product : Intel® Wireless-AC 9560
 Test Item : Harmonic Radiated Emission Data
 Test Date : 2018/03/14
 Test Mode : Mode 2 SISO B: Transmit - 802.11n-40BW_15Mbps(2.4G Band) (2462 MHz)

Frequency	Correct	Reading	Measurement	Margin	Limit
	Factor	Level	Level		
MHz	dB	dB μ V	dB μ V /m	dB	dB μ V /m
Horizontal					
Peak Detector:					
4924.000	-6.060	47.960	41.900	-32.100	74.000
7386.000	-2.923	46.330	43.407	-30.593	74.000
9848.000	-0.441	46.070	45.630	-28.370	74.000
Average Detector:					
--					
Vertical					
Peak Detector:					
4924.000	-6.060	48.130	42.070	-31.930	74.000
7386.000	-2.923	46.720	43.797	-30.203	74.000
9848.000	-0.441	46.190	45.750	-28.250	74.000
Average Detector:					
--					

Note:

1. All Readings below 1GHz are Quasi-Peak, above 1GHz are performed with peak and/or average measurements as necessary.
2. Peak measurements: RBW = 1MHz, VBW = 3 MHz, Sweep: Auto.
3. Average measurements: RBW = 1MHz, VBW = 10 Hz, Sweep: Auto.
4. Measurement Level = Reading Level + Correct Factor.
5. Correct Factor = Antenna factor + Cable loss – Amplifier gain.
6. The average measurement was not performed when the peak measured data under the limit of average detection.
7. The emission levels of other frequencies are very lower than the limit and not show in test report.

Product : Intel® Wireless-AC 9560
 Test Item : Harmonic Radiated Emission Data
 Test Date : 2018/03/14
 Test Mode : Mode 3 MIMO: Transmit - 802.11n-20BW_14.4Mbps(2.4G Band) (2412MHz)

Frequency	Correct	Reading	Measurement	Margin	Limit
MHz	Factor	Level	Level		
	dB	dB μ V	dB μ V /m	dB	dB μ V /m
Horizontal					
Peak Detector:					
4824.000	-6.117	48.790	42.673	-31.327	74.000
7236.000	-3.110	47.970	44.860	-29.140	74.000
9648.000	-0.709	46.710	46.001	-27.999	74.000
Average Detector:					
--					
Vertical					
Peak Detector:					
4824.000	-6.117	50.070	43.953	-30.047	74.000
7236.000	-3.110	49.120	46.010	-27.990	74.000
9648.000	-0.709	46.800	46.091	-27.909	74.000
Average Detector:					
--					

Note:

1. All Readings below 1GHz are Quasi-Peak, above 1GHz are performed with peak and/or average measurements as necessary.
2. Peak measurements: RBW = 1MHz, VBW = 3 MHz, Sweep: Auto.
3. Average measurements: RBW = 1MHz, VBW = 10 Hz, Sweep: Auto.
4. Measurement Level = Reading Level + Correct Factor.
5. Correct Factor = Antenna factor + Cable loss – Amplifier gain.
6. The average measurement was not performed when the peak measured data under the limit of average detection.
7. The emission levels of other frequencies are very lower than the limit and not show in test report.

Product : Intel® Wireless-AC 9560
 Test Item : Harmonic Radiated Emission Data
 Test Date : 2018/03/14
 Test Mode : Mode 3 MIMO: Transmit - 802.11n-20BW_14.4Mbps(2.4G Band) (2442 MHz)

Frequency MHz	Correct Factor dB	Reading Level dB μ V	Measurement Level dB μ V /m	Margin dB	Limit dB μ V /m
Horizontal					
Peak Detector:					
4884.000	-6.069	50.670	44.600	-29.400	74.000
7326.000	-3.016	47.990	44.974	-29.026	74.000
9768.000	-0.518	46.470	45.953	-28.047	74.000
Average Detector:					
--					
Vertical					
Peak Detector:					
4884.000	-6.069	51.540	45.470	-28.530	74.000
7326.000	-3.016	47.160	44.144	-29.856	74.000
9768.000	-0.518	46.550	46.033	-27.967	74.000
Average Detector:					
--					

Note:

1. All Readings below 1GHz are Quasi-Peak, above 1GHz are performed with peak and/or average measurements as necessary.
2. Peak measurements: RBW = 1MHz, VBW = 3 MHz, Sweep: Auto.
3. Average measurements: RBW = 1MHz, VBW = 10 Hz, Sweep: Auto.
4. Measurement Level = Reading Level + Correct Factor.
5. Correct Factor = Antenna factor + Cable loss – Amplifier gain.
6. The average measurement was not performed when the peak measured data under the limit of average detection.
7. The emission levels of other frequencies are very lower than the limit and not show in test report.

Product : Intel® Wireless-AC 9560
 Test Item : Harmonic Radiated Emission Data
 Test Date : 2018/03/14
 Test Mode : Mode 3 MIMO: Transmit - 802.11n-20BW_14.4Mbps(2.4G Band) (2462 MHz)

Frequency MHz	Correct Factor dB	Reading Level dBμV	Measurement Level dBμV /m	Margin dB	Limit dBμV /m
Horizontal					
Peak Detector:					
4924.000	-6.060	48.420	42.360	-31.640	74.000
7386.000	-2.923	46.580	43.657	-30.343	74.000
9848.000	-0.441	46.470	46.030	-27.970	74.000
Average Detector:					
--					
Vertical					
Peak Detector:					
4924.000	-6.060	49.380	43.320	-30.680	74.000
7386.000	-2.923	46.680	43.757	-30.243	74.000
9848.000	-0.441	46.610	46.170	-27.830	74.000
Average Detector:					
--					

Note:

1. All Readings below 1GHz are Quasi-Peak, above 1GHz are performed with peak and/or average measurements as necessary.
2. Peak measurements: RBW = 1MHz, VBW = 3 MHz, Sweep: Auto.
3. Average measurements: RBW = 1MHz, VBW = 10 Hz, Sweep: Auto.
4. Measurement Level = Reading Level + Correct Factor.
5. Correct Factor = Antenna factor + Cable loss – Amplifier gain.
6. The average measurement was not performed when the peak measured data under the limit of average detection.
7. The emission levels of other frequencies are very lower than the limit and not show in test report.

Product : Intel® Wireless-AC 9560
 Test Item : Harmonic Radiated Emission Data
 Test Date : 2018/03/14
 Test Mode : Mode 3 MIMO: Transmit - 802.11n-20BW_14.4Mbps(2.4G Band) (2467 MHz)

Frequency MHz	Correct Factor dB	Reading Level dBμV	Measurement Level dBμV /m	Margin dB	Limit dBμV /m
Horizontal					
Peak Detector:					
4934.000	-6.055	48.090	42.035	-31.965	74.000
7401.000	-2.926	46.760	43.834	-30.166	74.000
9868.000	-0.387	46.140	45.753	-28.247	74.000
Average Detector:					
--					
Vertical					
Peak Detector:					
4934.000	-6.055	48.380	42.325	-31.675	74.000
7401.000	-2.926	47.050	44.124	-29.876	74.000
9868.000	-0.387	46.150	45.763	-28.237	74.000
Average Detector:					
--					

Note:

1. All Readings below 1GHz are Quasi-Peak, above 1GHz are performed with peak and/or average measurements as necessary.
2. Peak measurements: RBW = 1MHz, VBW = 3 MHz, Sweep: Auto.
3. Average measurements: RBW = 1MHz, VBW = 10 Hz, Sweep: Auto.
4. Measurement Level = Reading Level + Correct Factor.
5. Correct Factor = Antenna factor + Cable loss – Amplifier gain.
6. The average measurement was not performed when the peak measured data under the limit of average detection.
7. The emission levels of other frequencies are very lower than the limit and not show in test report.

Product : Intel® Wireless-AC 9560
 Test Item : Harmonic Radiated Emission Data
 Test Date : 2018/03/14
 Test Mode : Mode 3 MIMO: Transmit - 802.11n-20BW_14.4Mbps(2.4G Band) (2472 MHz)

Frequency MHz	Correct Factor dB	Reading Level dBμV	Measurement Level dBμV /m	Margin dB	Limit dBμV /m
Horizontal					
Peak Detector:					
4944.000	-6.056	48.150	42.094	-31.906	74.000
7416.000	-2.911	46.730	43.819	-30.181	74.000
9888.000	-0.327	46.110	45.783	-28.217	74.000
Average Detector:					
--					
Vertical					
Peak Detector:					
4944.000	-6.056	48.100	42.044	-31.956	74.000
7416.000	-2.911	46.890	43.979	-30.021	74.000
9888.000	-0.327	46.030	45.703	-28.297	74.000
Average Detector:					
--					

Note:

1. All Readings below 1GHz are Quasi-Peak, above 1GHz are performed with peak and/or average measurements as necessary.
2. Peak measurements: RBW = 1MHz, VBW = 3 MHz, Sweep: Auto.
3. Average measurements: RBW = 1MHz, VBW = 10 Hz, Sweep: Auto.
4. Measurement Level = Reading Level + Correct Factor.
5. Correct Factor = Antenna factor + Cable loss – Amplifier gain.
6. The average measurement was not performed when the peak measured data under the limit of average detection.
7. The emission levels of other frequencies are very lower than the limit and not show in test report.

Product : Intel® Wireless-AC 9560
 Test Item : Harmonic Radiated Emission Data
 Test Date : 2018/03/14
 Test Mode : Mode 3 MIMO: Transmit - 802.11n-40BW_30Mbps(2.4G Band) (2422MHz)

Frequency MHz	Correct Factor dB	Reading Level dB μ V	Measurement Level dB μ V /m	Margin dB	Limit dB μ V /m
Horizontal					
Peak Detector:					
4844.000	-6.104	48.070	41.966	-32.034	74.000
7266.000	-3.099	47.780	44.681	-29.319	74.000
9688.000	-0.649	46.670	46.021	-27.979	74.000
Average Detector:					
--					
Vertical					
Peak Detector:					
4844.000	-6.104	48.400	42.296	-31.704	74.000
7266.000	-3.099	47.610	44.511	-29.489	74.000
9688.000	-0.649	47.180	46.531	-27.469	74.000
Average Detector:					
--					

Note:

1. All Readings below 1GHz are Quasi-Peak, above 1GHz are performed with peak and/or average measurements as necessary.
2. Peak measurements: RBW = 1MHz, VBW = 3 MHz, Sweep: Auto.
3. Average measurements: RBW = 1MHz, VBW = 10 Hz, Sweep: Auto.
4. Measurement Level = Reading Level + Correct Factor.
5. Correct Factor = Antenna factor + Cable loss – Amplifier gain.
6. The average measurement was not performed when the peak measured data under the limit of average detection.
7. The emission levels of other frequencies are very lower than the limit and not show in test report.

Product : Intel® Wireless-AC 9560
 Test Item : Harmonic Radiated Emission Data
 Test Date : 2018/03/14
 Test Mode : Mode 3 MIMO: Transmit - 802.11n-40BW_30Mbps(2.4G Band) (2442 MHz)

Frequency	Correct Factor	Reading Level	Measurement Level	Margin	Limit
MHz	dB	dB μ V	dB μ V /m	dB	dB μ V /m
Horizontal					
Peak Detector:					
4884.000	-6.069	48.460	42.390	-31.610	74.000
7326.000	-3.016	46.850	43.834	-30.166	74.000
9768.000	-0.518	46.700	46.183	-27.817	74.000
Average Detector:					
--					
Vertical					
Peak Detector:					
4884.000	-6.069	48.840	42.770	-31.230	74.000
7326.000	-3.016	46.650	43.634	-30.366	74.000
9768.000	-0.518	46.850	46.333	-27.667	74.000
Average Detector:					
--					

Note:

1. All Readings below 1GHz are Quasi-Peak, above 1GHz are performed with peak and/or average measurements as necessary.
2. Peak measurements: RBW = 1MHz, VBW = 3 MHz, Sweep: Auto.
3. Average measurements: RBW = 1MHz, VBW = 10 Hz, Sweep: Auto.
4. Measurement Level = Reading Level + Correct Factor.
5. Correct Factor = Antenna factor + Cable loss – Amplifier gain.
6. The average measurement was not performed when the peak measured data under the limit of average detection.
7. The emission levels of other frequencies are very lower than the limit and not show in test report.

Product : Intel® Wireless-AC 9560
 Test Item : Harmonic Radiated Emission Data
 Test Date : 2018/03/14
 Test Mode : Mode 3 MIMO: Transmit - 802.11n-40BW_30Mbps(2.4G Band) (2452 MHz)

Frequency MHz	Correct Factor dB	Reading Level dBμV	Measurement Level dBμV /m	Margin dB	Limit dBμV /m
Horizontal					
Peak Detector:					
4904.000	-6.090	48.470	42.380	-31.620	74.000
7356.000	-2.975	47.420	44.446	-29.554	74.000
9808.000	-0.484	46.540	46.057	-27.943	74.000
Average Detector:					
--					
Vertical					
Peak Detector:					
4904.000	-6.090	49.100	43.010	-30.990	74.000
7356.000	-2.975	46.780	43.806	-30.194	74.000
9808.000	-0.484	46.850	46.367	-27.633	74.000
Average Detector:					
--					

Note:

1. All Readings below 1GHz are Quasi-Peak, above 1GHz are performed with peak and/or average measurements as necessary.
2. Peak measurements: RBW = 1MHz, VBW = 3 MHz, Sweep: Auto.
3. Average measurements: RBW = 1MHz, VBW = 10 Hz, Sweep: Auto.
4. Measurement Level = Reading Level + Correct Factor.
5. Correct Factor = Antenna factor + Cable loss – Amplifier gain.
6. The average measurement was not performed when the peak measured data under the limit of average detection.
7. The emission levels of other frequencies are very lower than the limit and not show in test report.

Product : Intel® Wireless-AC 9560
 Test Item : Harmonic Radiated Emission Data
 Test Date : 2018/03/14
 Test Mode : Mode 3 MIMO: Transmit - 802.11n-40BW_30Mbps(2.4G Band) (2457 MHz)

Frequency	Correct	Reading	Measurement	Margin	Limit
MHz	Factor	Level	Level		
	dB	dB μ V	dB μ V /m	dB	dB μ V /m
Horizontal					
Peak Detector:					
4914.000	-6.070	48.820	42.750	-31.250	74.000
7371.000	-2.944	47.130	44.186	-29.814	74.000
9828.000	-0.448	46.820	46.372	-27.628	74.000
Average Detector:					
--					
Vertical					
Peak Detector:					
4914.000	-6.070	48.520	42.450	-31.550	74.000
7371.000	-2.944	46.970	44.026	-29.974	74.000
9828.000	-0.448	46.850	46.402	-27.598	74.000
Average Detector:					
--					

Note:

1. All Readings below 1GHz are Quasi-Peak, above 1GHz are performed with peak and/or average measurements as necessary.
2. Peak measurements: RBW = 1MHz, VBW = 3 MHz, Sweep: Auto.
3. Average measurements: RBW = 1MHz, VBW = 10 Hz, Sweep: Auto.
4. Measurement Level = Reading Level + Correct Factor.
5. Correct Factor = Antenna factor + Cable loss – Amplifier gain.
6. The average measurement was not performed when the peak measured data under the limit of average detection.
7. The emission levels of other frequencies are very lower than the limit and not show in test report.

Product : Intel® Wireless-AC 9560
 Test Item : Harmonic Radiated Emission Data
 Test Date : 2018/03/14
 Test Mode : Mode 3 MIMO: Transmit - 802.11n-40BW_30Mbps(2.4G Band) (2462 MHz)

Frequency	Correct	Reading	Measurement	Margin	Limit
MHz	Factor	Level	Level		
	dB	dBμV	dBμV /m	dB	dBμV /m
Horizontal					
Peak Detector:					
4924.000	-6.060	49.440	43.380	-30.620	74.000
7386.000	-2.923	47.340	44.417	-29.583	74.000
9848.000	-0.441	46.700	46.260	-27.740	74.000
Average Detector:					
--					
Vertical					
Peak Detector:					
4942.000	-6.056	48.810	42.755	-31.245	74.000
7386.000	-2.923	46.630	43.707	-30.293	74.000
9848.000	-0.441	47.550	47.110	-26.890	74.000
Average Detector:					
--					

Note:

1. All Readings below 1GHz are Quasi-Peak, above 1GHz are performed with peak and/or average measurements as necessary.
2. Peak measurements: RBW = 1MHz, VBW = 3 MHz, Sweep: Auto.
3. Average measurements: RBW = 1MHz, VBW = 10 Hz, Sweep: Auto.
4. Measurement Level = Reading Level + Correct Factor.
5. Correct Factor = Antenna factor + Cable loss – Amplifier gain.
6. The average measurement was not performed when the peak measured data under the limit of average detection.
7. The emission levels of other frequencies are very lower than the limit and not show in test report.

Product : Intel® Wireless-AC 9560
 Test Item : General Radiated Emission Data
 Test Date : 2018/03/29
 Test Mode : Mode 1 SISO A: Transmit (802.11b 1Mbps) (2442 MHz)

Frequency MHz	Correct Factor dB	Reading Level dBμV	Measurement Level dBμV /m	Margin dB	Limit dBμV /m
Horizontal					
105.913	-15.095	45.903	30.808	-12.692	43.500
311.159	-10.098	38.818	28.720	-17.280	46.000
503.754	-5.965	46.083	40.119	-5.881	46.000
600.754	-4.051	37.199	33.149	-12.851	46.000
797.565	-1.736	32.347	30.611	-15.389	46.000
995.783	0.812	32.050	32.862	-21.138	54.000
Vertical					
108.725	-14.603	47.043	32.441	-11.059	43.500
311.159	-10.098	39.773	29.675	-16.325	46.000
503.754	-5.965	45.266	39.302	-6.698	46.000
600.754	-4.051	37.227	33.177	-12.823	46.000
800.377	-1.711	37.049	35.337	-10.663	46.000
1000.000	0.867	31.396	32.263	-21.737	54.000

Note:

1. All Readings below 1GHz are Quasi-Peak, above 1GHz are performed with peak and/or average measurements as necessary.
2. Peak measurements: RBW = 1MHz, VBW = 3 MHz, Sweep: Auto.
3. Average measurements: RBW = 1MHz, VBW = 10 Hz, Sweep: Auto.
4. Measurement Level = Reading Level + Correct Factor.
5. Correct Factor = Antenna factor + Cable loss – Amplifier gain.
6. The average measurement was not performed when the peak measured data under the limit of average detection.
7. The emission levels of other frequencies are very lower than the limit and not show in test report.
8. No emission found between lowest internal used/generated frequency to 30MHz.

Product : Intel® Wireless-AC 9560
 Test Item : General Radiated Emission Data
 Test Date : 2018/03/29
 Test Mode : Mode 1 SISO A: Transmit (802.11g 6Mbps) (2442 MHz)

Frequency	Correct	Reading	Measurement	Margin	Limit
MHz	Factor	Level	Level		
	dB	dBμV	dBμV /m	dB	dBμV /m
Horizontal					
171.986	-11.484	41.915	30.430	-13.070	43.500
360.362	-8.975	37.984	29.009	-16.991	46.000
503.754	-5.965	46.114	40.150	-5.850	46.000
599.348	-4.071	36.166	32.095	-13.905	46.000
800.377	-1.711	32.518	30.806	-15.194	46.000
995.783	0.812	32.351	33.163	-20.837	54.000
Vertical					
107.319	-14.849	46.859	32.010	-11.490	43.500
311.159	-10.098	38.517	28.419	-17.581	46.000
398.319	-8.113	37.123	29.009	-16.991	46.000
551.551	-5.202	44.353	39.151	-6.849	46.000
797.565	-1.736	36.506	34.770	-11.230	46.000
997.188	0.830	31.043	31.873	-22.127	54.000

Note:

1. All Readings below 1GHz are Quasi-Peak, above 1GHz are performed with peak and/or average measurements as necessary.
2. Peak measurements: RBW = 1MHz, VBW = 3 MHz, Sweep: Auto.
3. Average measurements: RBW = 1MHz, VBW = 10 Hz, Sweep: Auto.
4. Measurement Level = Reading Level + Correct Factor.
5. Correct Factor = Antenna factor + Cable loss – Amplifier gain.
6. The average measurement was not performed when the peak measured data under the limit of average detection.
7. The emission levels of other frequencies are very lower than the limit and not show in test report.
8. No emission found between lowest internal used/generated frequency to 30MHz.

Product : Intel® Wireless-AC 9560
 Test Item : General Radiated Emission Data
 Test Date : 2018/03/29
 Test Mode : Mode 1 SISO A: Transmit - 802.11n-20BW_7.2Mbps(2.4G Band) (2442 MHz)

Frequency	Correct	Reading	Measurement	Margin	Limit
MHz	Factor	Level	Level		
	dB	dBμV	dBμV /m	dB	dBμV /m
Horizontal					
101.696	-15.834	46.705	30.871	-12.629	43.500
311.159	-10.098	38.526	28.428	-17.572	46.000
503.754	-5.965	45.824	39.860	-6.140	46.000
600.754	-4.051	35.333	31.283	-14.717	46.000
768.043	-1.957	32.521	30.564	-15.436	46.000
995.783	0.812	33.581	34.393	-19.607	54.000
Vertical					
107.319	-14.849	46.814	31.965	-11.535	43.500
311.159	-10.098	38.886	28.788	-17.212	46.000
503.754	-5.965	45.238	39.274	-6.726	46.000
600.754	-4.051	36.676	32.626	-13.374	46.000
800.377	-1.711	36.714	35.002	-10.998	46.000
983.130	0.651	30.554	31.205	-22.795	54.000

Note:

1. All Readings below 1GHz are Quasi-Peak, above 1GHz are performed with peak and/or average measurements as necessary.
2. Peak measurements: RBW = 1MHz, VBW = 3 MHz, Sweep: Auto.
3. Average measurements: RBW = 1MHz, VBW = 10 Hz, Sweep: Auto.
4. Measurement Level = Reading Level + Correct Factor.
5. Correct Factor = Antenna factor + Cable loss – Amplifier gain.
6. The average measurement was not performed when the peak measured data under the limit of average detection.
7. The emission levels of other frequencies are very lower than the limit and not show in test report.
8. No emission found between lowest internal used/generated frequency to 30MHz.

Product : Intel® Wireless-AC 9560
 Test Item : General Radiated Emission Data
 Test Date : 2018/03/29
 Test Mode : Mode 1 SISO A: Transmit - 802.11n-40BW_15Mbps(2.4G Band) (2442 MHz)

Frequency	Correct	Reading	Measurement	Margin	Limit
MHz	Factor	Level	Level		
	dB	dBμV	dBμV /m	dB	dBμV /m
Horizontal					
107.319	-14.849	45.745	30.896	-12.604	43.500
311.159	-10.098	39.037	28.939	-17.061	46.000
503.754	-5.965	46.048	40.084	-5.916	46.000
600.754	-4.051	36.859	32.809	-13.191	46.000
798.971	-1.726	32.876	31.150	-14.850	46.000
995.783	0.812	31.531	32.343	-21.657	54.000
Vertical					
105.913	-15.095	48.380	33.285	-10.215	43.500
311.159	-10.098	38.505	28.407	-17.593	46.000
503.754	-5.965	45.395	39.431	-6.569	46.000
600.754	-4.051	36.842	32.792	-13.208	46.000
800.377	-1.711	36.728	35.016	-10.984	46.000
997.188	0.830	31.230	32.060	-21.940	54.000

Note:

1. All Readings below 1GHz are Quasi-Peak, above 1GHz are performed with peak and/or average measurements as necessary.
2. Peak measurements: RBW = 1MHz, VBW = 3 MHz, Sweep: Auto.
3. Average measurements: RBW = 1MHz, VBW = 10 Hz, Sweep: Auto.
4. Measurement Level = Reading Level + Correct Factor.
5. Correct Factor = Antenna factor + Cable loss – Amplifier gain.
6. The average measurement was not performed when the peak measured data under the limit of average detection.
7. The emission levels of other frequencies are very lower than the limit and not show in test report.
8. No emission found between lowest internal used/generated frequency to 30MHz.

Product : Intel® Wireless-AC 9560
 Test Item : General Radiated Emission Data
 Test Date : 2018/03/29
 Test Mode : Mode 2 SISO B: Transmit (802.11b 1Mbps) (2442 MHz)

Frequency	Correct	Reading	Measurement	Margin	Limit
MHz	Factor	Level	Level		
	dB	dB μ V	dB μ V /m	dB	dB μ V /m
Horizontal					
107.319	-14.849	45.000	30.151	-13.349	43.500
311.159	-10.098	38.748	28.650	-17.350	46.000
503.754	-5.965	46.337	40.373	-5.627	46.000
600.754	-4.051	36.220	32.170	-13.830	46.000
797.565	-1.736	31.363	29.627	-16.373	46.000
995.783	0.812	32.016	32.828	-21.172	54.000
Vertical					
107.319	-14.849	44.839	29.990	-13.510	43.500
311.159	-10.098	39.029	28.931	-17.069	46.000
503.754	-5.965	45.299	39.335	-6.665	46.000
600.754	-4.051	37.277	33.227	-12.773	46.000
800.377	-1.711	35.638	33.926	-12.074	46.000
947.986	0.197	30.990	31.187	-14.813	46.000

Note:

1. All Readings below 1GHz are Quasi-Peak, above 1GHz are performed with peak and/or average measurements as necessary.
2. Peak measurements: RBW = 1MHz, VBW = 3 MHz, Sweep: Auto.
3. Average measurements: RBW = 1MHz, VBW = 10 Hz, Sweep: Auto.
4. Measurement Level = Reading Level + Correct Factor.
5. Correct Factor = Antenna factor + Cable loss – Amplifier gain.
6. The average measurement was not performed when the peak measured data under the limit of average detection.
7. The emission levels of other frequencies are very lower than the limit and not show in test report.
8. No emission found between lowest internal used/generated frequency to 30MHz.

Product : Intel® Wireless-AC 9560
 Test Item : General Radiated Emission Data
 Test Date : 2018/03/29
 Test Mode : Mode 2 SISO B: Transmit (802.11g 6Mbps) (2442 MHz)

Frequency	Correct	Reading	Measurement	Margin	Limit
MHz	Factor	Level	Level		
	dB	dBμV	dBμV /m	dB	dBμV /m
Horizontal					
135.435	-11.872	39.794	27.922	-15.578	43.500
360.362	-8.975	36.999	28.024	-17.976	46.000
503.754	-5.965	46.065	40.101	-5.899	46.000
599.348	-4.071	34.582	30.511	-15.489	46.000
800.377	-1.711	30.720	29.008	-16.992	46.000
987.348	0.704	30.213	30.918	-23.082	54.000
Vertical					
108.725	-14.603	47.616	33.014	-10.486	43.500
311.159	-10.098	38.475	28.377	-17.623	46.000
503.754	-5.965	44.827	38.863	-7.137	46.000
600.754	-4.051	37.679	33.629	-12.371	46.000
797.565	-1.736	36.610	34.874	-11.126	46.000
978.913	0.596	31.246	31.843	-22.157	54.000

Note:

1. All Readings below 1GHz are Quasi-Peak, above 1GHz are performed with peak and/or average measurements as necessary.
2. Peak measurements: RBW = 1MHz, VBW = 3 MHz, Sweep: Auto.
3. Average measurements: RBW = 1MHz, VBW = 10 Hz, Sweep: Auto.
4. Measurement Level = Reading Level + Correct Factor.
5. Correct Factor = Antenna factor + Cable loss – Amplifier gain.
6. The average measurement was not performed when the peak measured data under the limit of average detection.
7. The emission levels of other frequencies are very lower than the limit and not show in test report.
8. No emission found between lowest internal used/generated frequency to 30MHz.

Product : Intel® Wireless-AC 9560
 Test Item : General Radiated Emission Data
 Test Date : 2018/03/29
 Test Mode : Mode 2 SISO B: Transmit - 802.11n-20BW_7.2Mbps(2.4G Band) (2442 MHz)

Frequency	Correct	Reading	Measurement	Margin	Limit
MHz	Factor	Level	Level		
	dB	dBμV	dBμV /m	dB	dBμV /m
Horizontal					
107.319	-14.849	45.608	30.759	-12.741	43.500
311.159	-10.098	38.651	28.553	-17.447	46.000
503.754	-5.965	46.038	40.074	-5.926	46.000
599.348	-4.071	36.031	31.960	-14.040	46.000
815.841	-1.479	32.458	30.979	-15.021	46.000
1000.000	0.867	31.367	32.234	-21.766	54.000
Vertical					
108.725	-14.603	47.633	33.031	-10.469	43.500
311.159	-10.098	38.951	28.853	-17.147	46.000
503.754	-5.965	45.142	39.178	-6.822	46.000
600.754	-4.051	36.307	32.257	-13.743	46.000
800.377	-1.711	36.581	34.869	-11.131	46.000
995.783	0.812	30.779	31.591	-22.409	54.000

Note:

1. All Readings below 1GHz are Quasi-Peak, above 1GHz are performed with peak and/or average measurements as necessary.
2. Peak measurements: RBW = 1MHz, VBW = 3 MHz, Sweep: Auto.
3. Average measurements: RBW = 1MHz, VBW = 10 Hz, Sweep: Auto.
4. Measurement Level = Reading Level + Correct Factor.
5. Correct Factor = Antenna factor + Cable loss – Amplifier gain.
6. The average measurement was not performed when the peak measured data under the limit of average detection.
7. The emission levels of other frequencies are very lower than the limit and not show in test report.
8. No emission found between lowest internal used/generated frequency to 30MHz.

Product : Intel® Wireless-AC 9560
 Test Item : General Radiated Emission Data
 Test Date : 2018/03/29
 Test Mode : Mode 2 SISO B: Transmit - 802.11n-40BW_15Mbps(2.4G Band) (2442 MHz)

Frequency	Correct	Reading	Measurement	Margin	Limit
MHz	Factor	Level	Level		
	dB	dBμV	dBμV /m	dB	dBμV /m
Horizontal					
108.725	-14.603	44.392	29.790	-13.710	43.500
311.159	-10.098	38.764	28.666	-17.334	46.000
503.754	-5.965	45.886	39.922	-6.078	46.000
600.754	-4.051	36.801	32.751	-13.249	46.000
800.377	-1.711	32.673	30.961	-15.039	46.000
998.594	0.848	33.567	34.415	-19.585	54.000
Vertical					
107.319	-14.849	48.414	33.565	-9.935	43.500
311.159	-10.098	39.309	29.211	-16.789	46.000
503.754	-5.965	45.124	39.160	-6.840	46.000
600.754	-4.051	36.431	32.381	-13.619	46.000
796.159	-1.747	35.365	33.618	-12.382	46.000
985.942	0.686	30.162	30.849	-23.151	54.000

Note:

1. All Readings below 1GHz are Quasi-Peak, above 1GHz are performed with peak and/or average measurements as necessary.
2. Peak measurements: RBW = 1MHz, VBW = 3 MHz, Sweep: Auto.
3. Average measurements: RBW = 1MHz, VBW = 10 Hz, Sweep: Auto.
4. Measurement Level = Reading Level + Correct Factor.
5. Correct Factor = Antenna factor + Cable loss – Amplifier gain.
6. The average measurement was not performed when the peak measured data under the limit of average detection.
7. The emission levels of other frequencies are very lower than the limit and not show in test report.
8. No emission found between lowest internal used/generated frequency to 30MHz.

Product : Intel® Wireless-AC 9560
 Test Item : General Radiated Emission Data
 Test Date : 2018/03/29
 Test Mode : Mode 3 MIMO: Transmit - 802.11n-20BW_14.4Mbps(2.4G Band) (2442 MHz)

Frequency	Correct	Reading	Measurement	Margin	Limit
MHz	Factor	Level	Level		
	dB	dBμV	dBμV /m	dB	dBμV /m
Horizontal					
105.913	-15.095	46.683	31.588	-11.912	43.500
311.159	-10.098	38.606	28.508	-17.492	46.000
503.754	-5.965	45.701	39.737	-6.263	46.000
600.754	-4.051	35.506	31.456	-14.544	46.000
797.565	-1.736	32.135	30.399	-15.601	46.000
995.783	0.812	32.574	33.386	-20.614	54.000
Vertical					
105.913	-15.095	46.760	31.665	-11.835	43.500
311.159	-10.098	38.527	28.429	-17.571	46.000
503.754	-5.965	45.191	39.227	-6.773	46.000
600.754	-4.051	38.048	33.998	-12.002	46.000
800.377	-1.711	36.553	34.841	-11.159	46.000
950.797	0.229	30.711	30.941	-15.059	46.000

Note:

1. All Readings below 1GHz are Quasi-Peak, above 1GHz are performed with peak and/or average measurements as necessary.
2. Peak measurements: RBW = 1MHz, VBW = 3 MHz, Sweep: Auto.
3. Average measurements: RBW = 1MHz, VBW = 10 Hz, Sweep: Auto.
4. Measurement Level = Reading Level + Correct Factor.
5. Correct Factor = Antenna factor + Cable loss – Amplifier gain.
6. The average measurement was not performed when the peak measured data under the limit of average detection.
7. The emission levels of other frequencies are very lower than the limit and not show in test report.
8. No emission found between lowest internal used/generated frequency to 30MHz.

Product : Intel® Wireless-AC 9560
 Test Item : General Radiated Emission Data
 Test Date : 2018/03/29
 Test Mode : Mode 3 MIMO: Transmit - 802.11n-40BW_30Mbps(2.4G Band) (2442 MHz)

Frequency	Correct	Reading	Measurement	Margin	Limit
MHz	Factor	Level	Level		
	dB	dBμV	dBμV /m	dB	dBμV /m
Horizontal					
107.319	-14.849	46.938	32.089	-11.411	43.500
311.159	-10.098	38.433	28.335	-17.665	46.000
503.754	-5.965	45.939	39.975	-6.025	46.000
600.754	-4.051	35.866	31.816	-14.184	46.000
815.841	-1.479	32.401	30.922	-15.078	46.000
1000.000	0.867	32.129	32.996	-21.004	54.000
Vertical					
108.725	-14.603	48.269	33.667	-9.833	43.500
311.159	-10.098	38.919	28.821	-17.179	46.000
455.957	-6.750	39.881	33.131	-12.869	46.000
551.551	-5.202	44.222	39.020	-6.980	46.000
796.159	-1.747	36.203	34.456	-11.544	46.000
978.913	0.596	30.448	31.045	-22.955	54.000

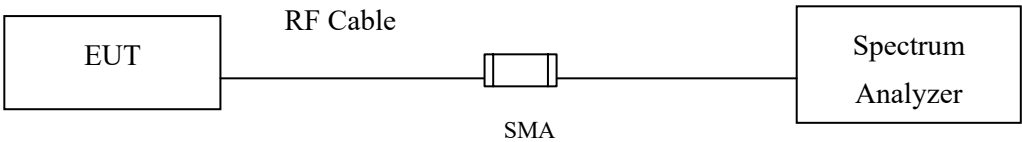
Note:

1. All Readings below 1GHz are Quasi-Peak, above 1GHz are performed with peak and/or average measurements as necessary.
2. Peak measurements: RBW = 1MHz, VBW = 3 MHz, Sweep: Auto.
3. Average measurements: RBW = 1MHz, VBW = 10 Hz, Sweep: Auto.
4. Measurement Level = Reading Level + Correct Factor.
5. Correct Factor = Antenna factor + Cable loss – Amplifier gain.
6. The average measurement was not performed when the peak measured data under the limit of average detection.
7. The emission levels of other frequencies are very lower than the limit and not show in test report.
8. No emission found between lowest internal used/generated frequency to 30MHz.

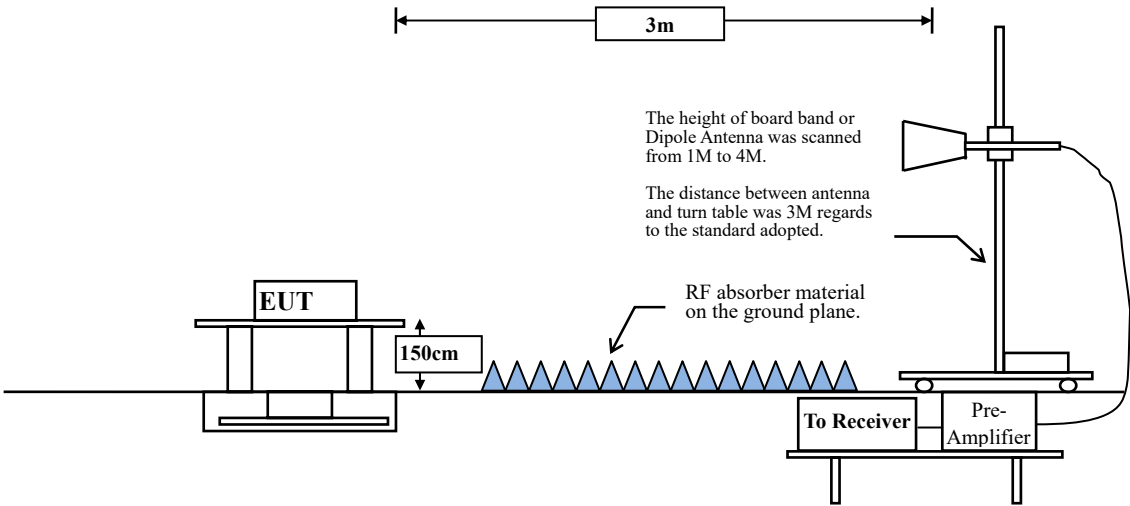
4. Band Edge

4.1. Test Setup

RF Conducted Measurement



RF Radiated Measurement:



4.2. Limits

Emissions radiated outside of the specified frequency bands, except for harmonics, shall be attenuated by at least 20dB below the level of the fundamental or to the general radiated emission limits in paragraph 15.209, whichever is the lesser attenuation.

4.3. Test Procedure

The EUT was setup according to ANSI C63.10, 2013 and tested according to DTS test procedure of KDB558074 for compliance to FCC 47CFR 15.247 requirements.

The EUT is placed on a turn table which is 1.5 meter above ground. The turn table is rotated 360 degrees to determine the position of the maximum emission level. The EUT was positioned such that the distance from antenna to the EUT was 3 meters.

The antenna is scanned from 1 meter to 4 meters to find out the maximum emission level. This is repeated for both horizontal and vertical polarization of the antenna. In order to find the maximum emission, all of the interface cables were manipulated according to ANSI C63.10:2013 on radiated measurement.

4.4. Uncertainty

Horizontal polarization : 1-18GHz: ± 3.77 dB

Vertical polarization : 1-18GHz : ± 3.83 dB

4.5. Test Result of Band Edge

Product : Intel® Wireless-AC 9560
 Test Item : Band Edge
 Test Date : 2018/03/09
 Test Mode : Mode 1 SISO A: Transmit (802.11b 1Mbps) (2412MHz)

RF Radiated Measurement (Horizontal):

Channel No.	Frequency (MHz)	Correct Factor (dB)	Reading Level (dBμV)	Emission Level (dBμV /m)	Peak Limit (dBμV /m)	Average Limit (dBμV /m)	Result
01 (Peak)	2390.000	10.262	41.142	51.404	74.00	54.00	Pass
01 (Peak)	2399.710	10.302	48.019	58.321	--	--	--
01 (Peak)	2400.000	10.304	47.341	57.644	--	--	--
01 (Peak)	2413.043	10.357	92.243	102.599			
01 (Average)	2388.986	10.258	26.581	36.839	74.00	54.00	Pass
01 (Average)	2390.000	10.262	25.425	35.687	74.00	54.00	Pass
01 (Average)	2399.275	10.300	42.515	52.815	--	--	--
01 (Average)	2400.000	10.304	40.828	51.131	--	--	--
01 (Average)	2412.754	10.355	88.111	98.466	--	--	--

Figure Channel 01: Horizontal (Peak)

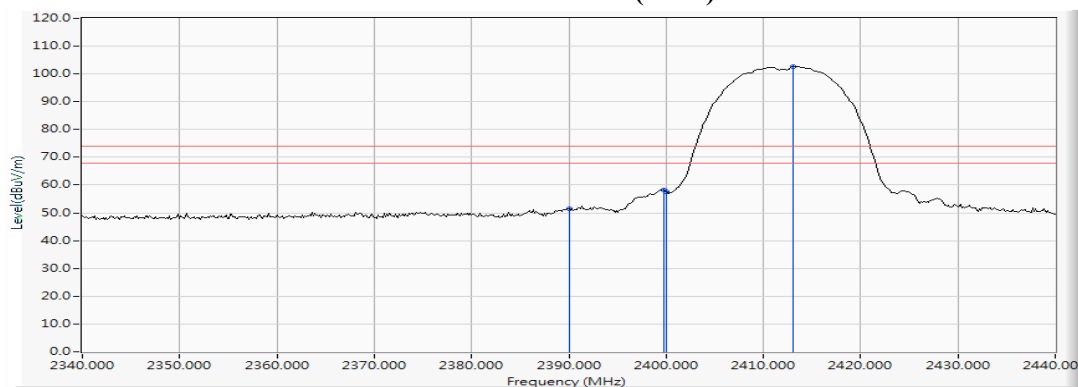
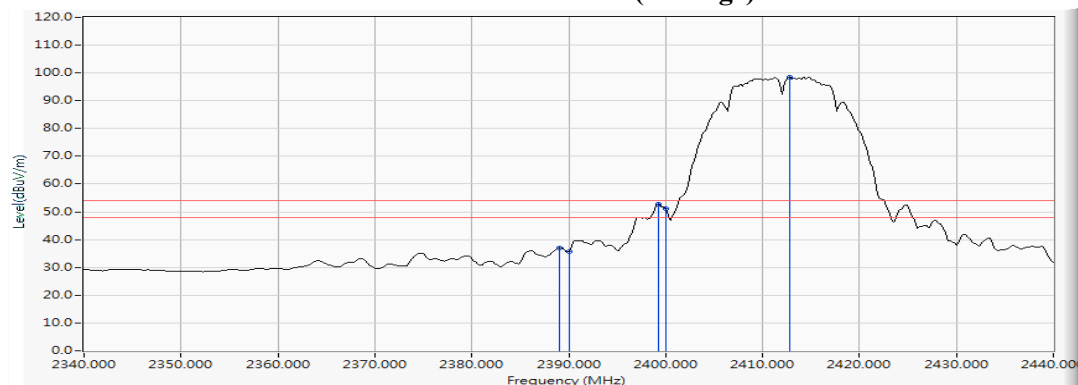


Figure Channel 01: Horizontal (Average)

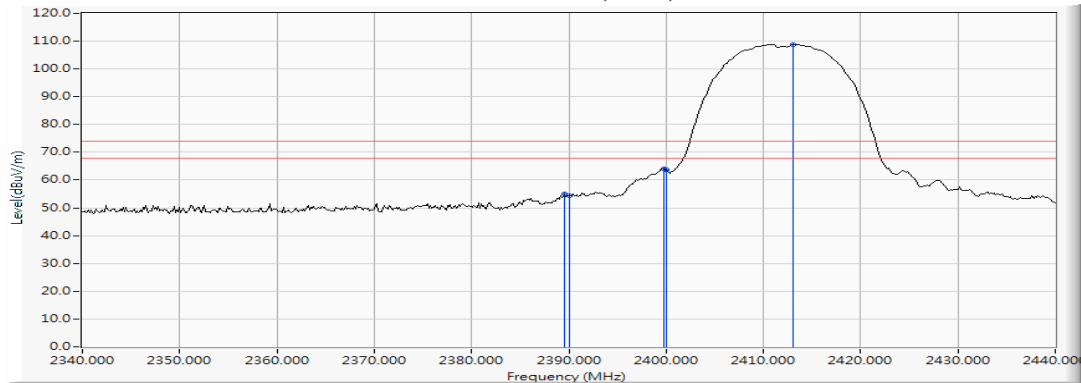
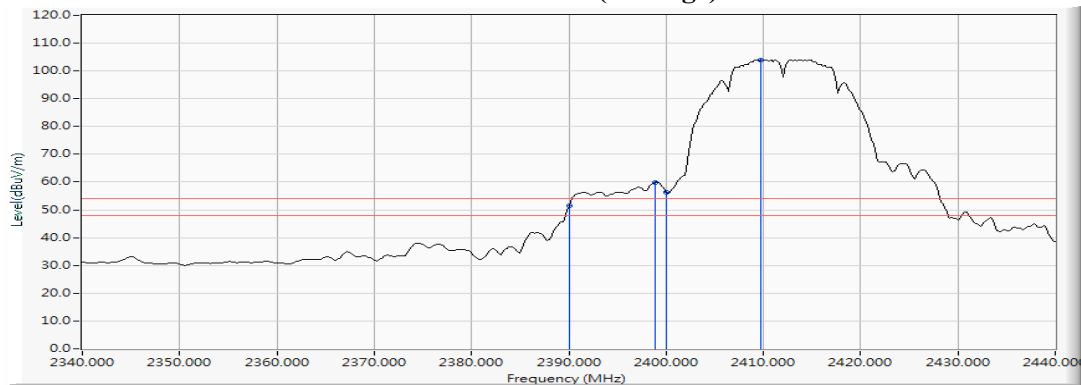


- Note: 1. All readings above 1GHz are performed with peak and/or average measurements as necessary.
 2. Peak measurements: RBW = 1MHz, VBW = 3 MHz, Sweep: Auto.
 3. Average measurements: RBW = 1MHz, VBW = 10 Hz, Sweep: Auto.
 4. “ * ”, means this data is the worst emission level.
 5. Measurement Level = Reading Level + Correct Factor.
 6. The average measurement was not performed when the peak measured data under the limit of average detection.

Product : Intel® Wireless-AC 9560
 Test Item : Band Edge
 Test Date : 2018/03/09
 Test Mode : Mode 1 SISO A: Transmit (802.11b 1Mbps) (2412MHz)

RF Radiated Measurement (Vertical):

Channel No.	Frequency (MHz)	Correct Factor (dB)	Reading Level (dB μ V)	Emission Level (dB μ V /m)	Peak Limit (dB μ V /m)	Average Limit (dB μ V /m)	Result
01 (Peak)	2389.565	10.261	44.823	55.083	74.00	54.00	Pass
01 (Peak)	2390.000	10.262	43.982	54.244	74.00	54.00	Pass
01 (Peak)	2399.710	10.302	53.808	64.110	--	--	--
01 (Peak)	2400.000	10.304	53.261	63.564	--	--	--
01 (Peak)	2413.043	10.357	98.419	108.775	--	--	--
01 (Average)	2390.000	10.262	41.286	51.548	74.00	54.00	Pass
01 (Average)	2398.841	10.298	49.612	59.910	--	--	--
01 (Average)	2400.000	10.304	46.101	56.404	--	--	--
01 (Average)	2409.710	10.343	93.646	103.989	--	--	--

Figure Channel 01:
Vertical (Peak)

Figure Channel 01:
Vertical (Average)


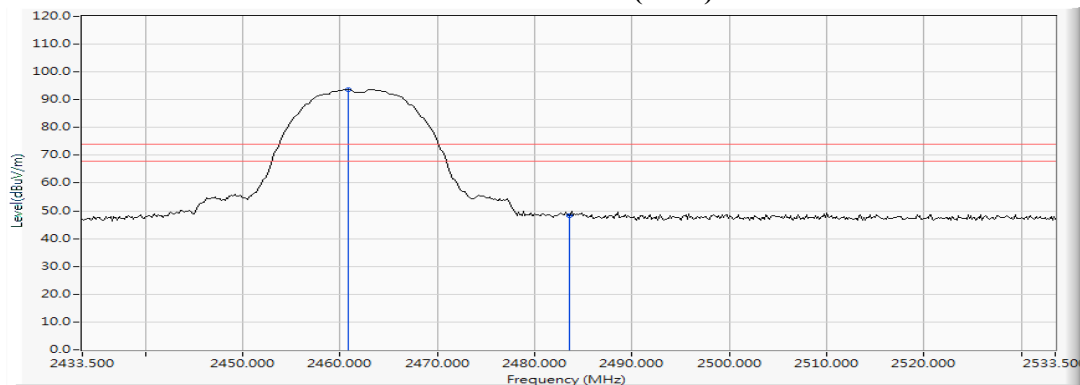
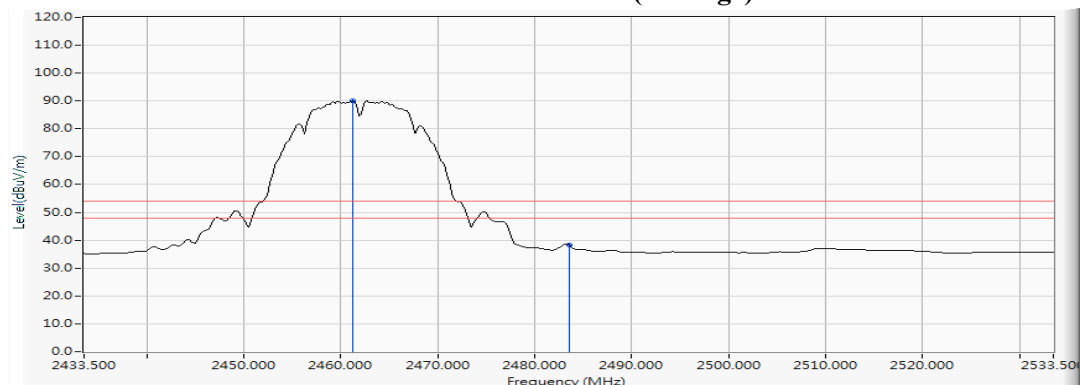
Note:

1. All readings above 1GHz are performed with peak and/or average measurements as necessary.
2. Peak measurements: RBW = 1MHz, VBW = 3 MHz, Sweep: Auto.
3. Average measurements: RBW = 1MHz, VBW = 10 Hz, Sweep: Auto.
4. “ * ”, means this data is the worst emission level.
5. Measurement Level = Reading Level + Correct Factor.
6. The average measurement was not performed when the peak measured data under the limit of average detection.

Product : Intel® Wireless-AC 9560
 Test Item : Band Edge
 Test Date : 2018/03/30
 Test Mode : Mode 1 SISO A: Transmit (802.11b 1Mbps) (2462MHz)

RF Radiated Measurement (Horizontal):

Channel No.	Frequency (MHz)	Correct Factor (dB)	Reading Level (dB μ V)	Emission Level (dB μ V /m)	Peak Limit (dB μ V /m)	Average Limit (dB μ V /m)	Result
11 (Peak)	2460.891	10.544	83.023	93.568	--	--	--
11 (Peak)	2483.500	10.640	37.740	48.381	74.00	54.00	Pass
11 (Average)	2461.181	10.545	79.431	89.977	--	--	--
11 (Average)	2483.500	10.640	27.573	38.214	74.00	54.00	Pass

Figure Channel 11: Horizontal (Peak)**Figure Channel 11: Horizontal (Average)**

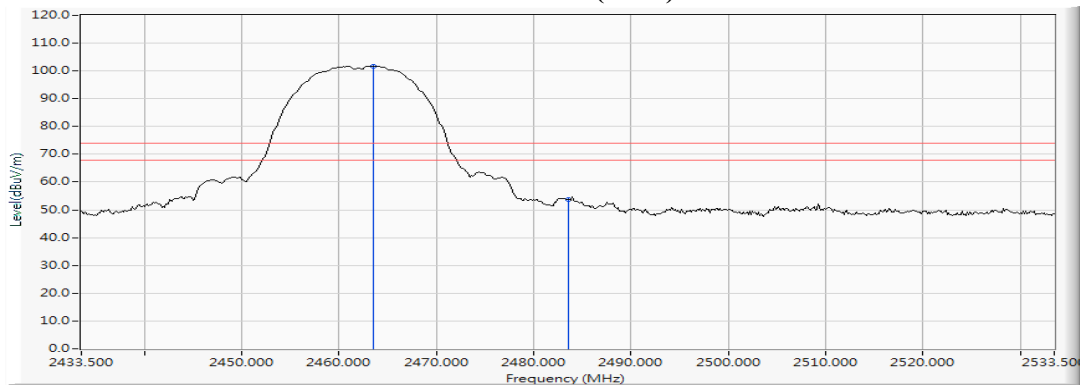
Note:

1. All readings above 1GHz are performed with peak and/or average measurements as necessary.
2. Peak measurements: RBW = 1MHz, VBW = 3 MHz, Sweep: Auto.
3. Average measurements: RBW = 1MHz, VBW = 10 Hz, Sweep: Auto.
4. “ * ”, means this data is the worst emission level.
5. Measurement Level = Reading Level + Correct Factor.
6. The average measurement was not performed when the peak measured data under the limit of average detection.

Product : Intel® Wireless-AC 9560
 Test Item : Band Edge
 Test Date : 2018/03/30
 Test Mode : Mode 1 SISO A: Transmit (802.11b 1Mbps) (2462MHz)

RF Radiated Measurement (Vertical):

Channel No.	Frequency (MHz)	Correct Factor (dB)	Reading Level (dBμV)	Emission Level (dBμV /m)	Peak Limit (dBμV /m)	Average Limit (dBμV /m)	Result
11 (Peak)	2463.500	10.557	91.242	101.798	--	--	--
11 (Peak)	2483.500	10.640	43.120	53.761	74.00	54.00	Pass
11 (Average)	2462.775	10.554	87.547	98.100	--	--	--
11 (Average)	2483.500	10.640	36.586	47.227	74.00	54.00	Pass

Figure Channel 11:
Vertical (Peak)

Figure Channel 11:
Vertical (Average)

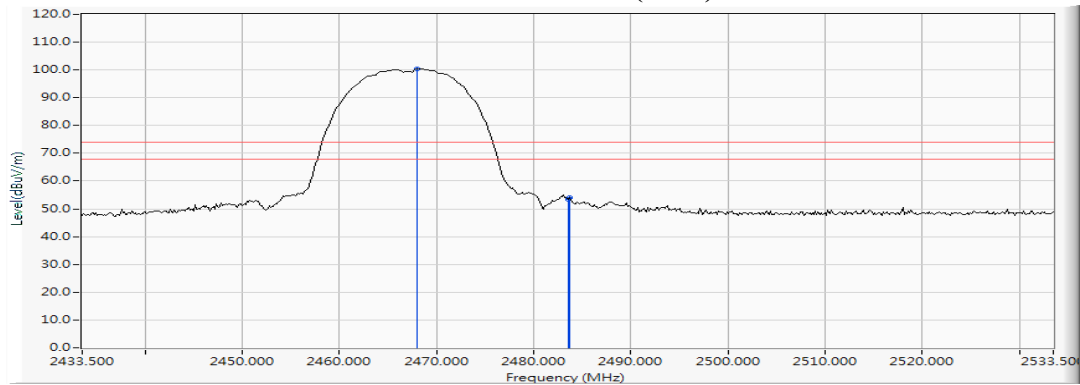
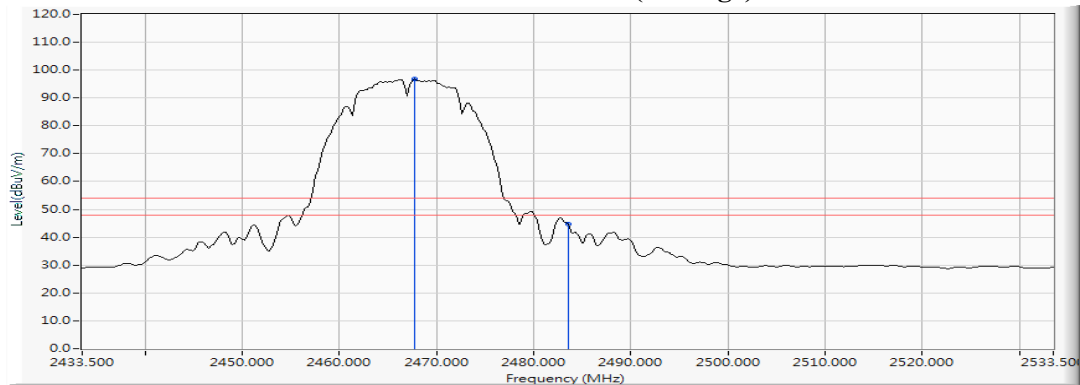

Note:

1. All readings above 1GHz are performed with peak and/or average measurements as necessary.
2. Peak measurements: RBW = 1MHz, VBW = 3 MHz, Sweep: Auto.
3. Average measurements: RBW = 1MHz, VBW = 10 Hz, Sweep: Auto.
4. “ * ”, means this data is the worst emission level.
5. Measurement Level = Reading Level + Correct Factor.
6. The average measurement was not performed when the peak measured data under the limit of average detection.

Product : Intel® Wireless-AC 9560
 Test Item : Band Edge
 Test Date : 2018/03/10
 Test Mode : Mode 1 SISO A: Transmit (802.11b 1Mbps) (2467MHz)

RF Radiated Measurement (Horizontal):

Channel No.	Frequency (MHz)	Correct Factor (dB)	Reading Level (dBμV)	Emission Level (dBμV /m)	Peak Limit (dBμV /m)	Average Limit (dBμV /m)	Result
12 (Peak)	2467.993	10.576	89.710	100.286	--	--	--
12 (Peak)	2483.500	10.640	42.769	53.410	74.00	54.00	Pass
12 (Peak)	2483.645	10.642	43.419	54.061	74.00	54.00	Pass
12 (Average)	2467.703	10.575	86.183	96.758	--	--	--
12 (Average)	2483.500	10.640	34.073	44.714	74.00	54.00	Pass

Figure Channel 12: Horizontal (Peak)

Figure Channel 12: Horizontal (Average)


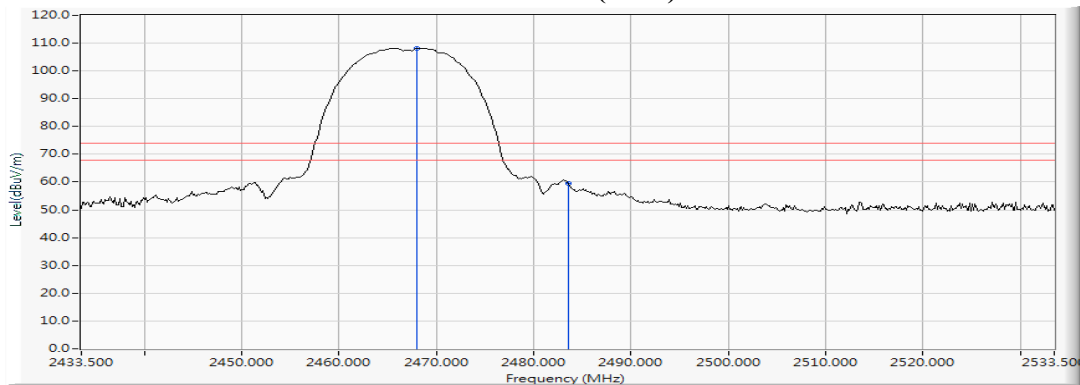
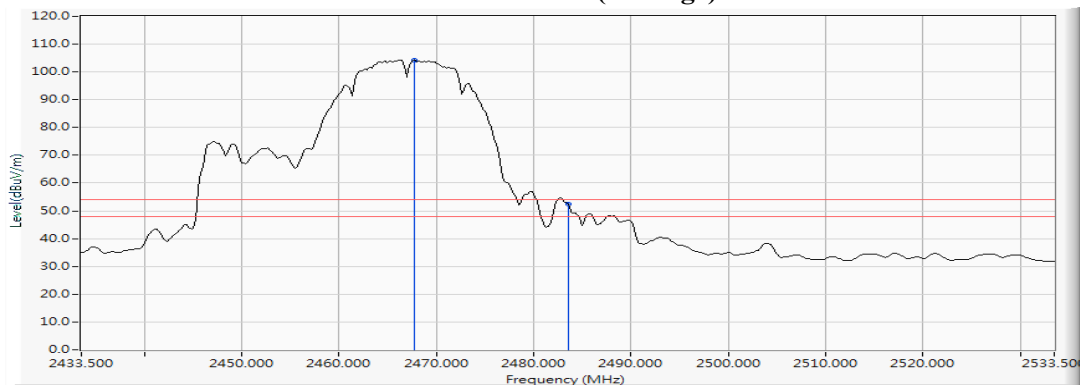
Note:

1. All readings above 1GHz are performed with peak and/or average measurements as necessary.
2. Peak measurements: RBW = 1MHz, VBW = 3 MHz, Sweep: Auto.
3. Average measurements: RBW = 1MHz, VBW = 10 Hz, Sweep: Auto.
4. “ * ”, means this data is the worst emission level.
5. Measurement Level = Reading Level + Correct Factor.
6. The average measurement was not performed when the peak measured data under the limit of average detection.

Product : Intel® Wireless-AC 9560
 Test Item : Band Edge
 Test Date : 2018/03/10
 Test Mode : Mode 1 SISO A: Transmit (802.11b 1Mbps) (2467MHz)

RF Radiated Measurement (Vertical):

Channel No.	Frequency (MHz)	Correct Factor (dB)	Reading Level (dBμV)	Emission Level (dBμV /m)	Peak Limit (dBμV /m)	Average Limit (dBμV /m)	Result
12 (Peak)	2467.993	10.576	97.671	108.247	--	--	--
12 (Peak)	2483.500	10.640	48.934	59.575	74.00	54.00	Pass
12 (Average)	2467.703	10.575	93.792	104.367	--	--	--
12 (Average)	2483.500	10.640	41.872	52.513	74.00	54.00	Pass

Figure Channel 12: Vertical (Peak)

Figure Channel 12: Vertical (Average)


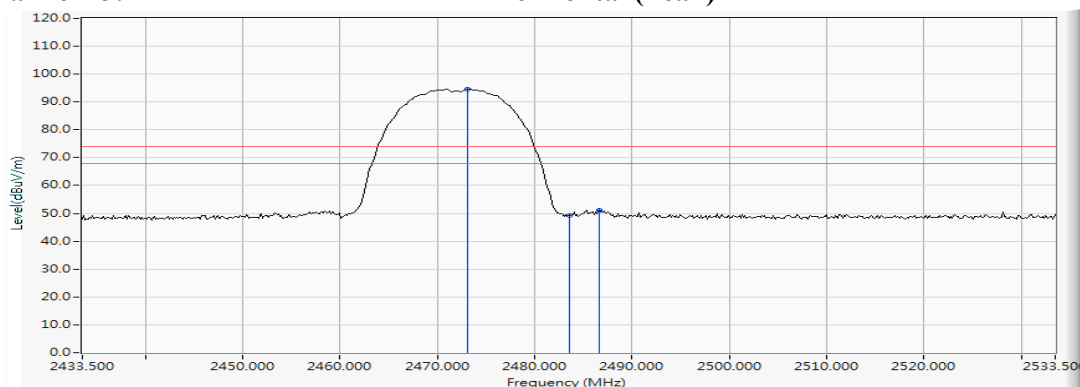
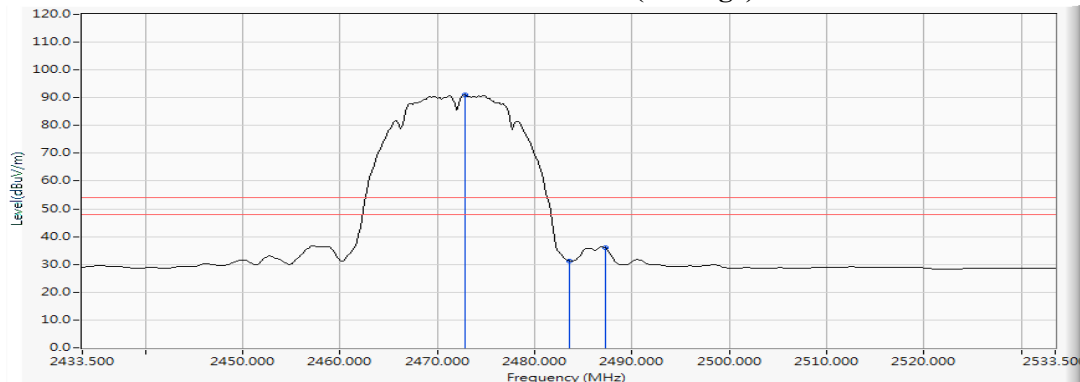
Note:

1. All readings above 1GHz are performed with peak and/or average measurements as necessary.
2. Peak measurements: RBW = 1MHz, VBW = 3 MHz, Sweep: Auto.
3. Average measurements: RBW = 1MHz, VBW = 10 Hz, Sweep: Auto.
4. “ * ”, means this data is the worst emission level.
5. Measurement Level = Reading Level + Correct Factor.
6. The average measurement was not performed when the peak measured data under the limit of average detection.

Product : Intel® Wireless-AC 9560
 Test Item : Band Edge
 Test Date : 2018/03/10
 Test Mode : Mode 1 SISO A: Transmit (802.11b 1Mbps) (2472MHz)

RF Radiated Measurement (Horizontal):

Channel No.	Frequency (MHz)	Correct Factor (dB)	Reading Level (dBμV)	Emission Level (dBμV/m)	Peak Limit (dBμV/m)	Average Limit (dBμV/m)	Result
13 (Peak)	2473.065	10.600	84.003	94.603	--	--	--
13 (Peak)	2483.500	10.640	38.564	49.205	74.00	54.00	Pass
13 (Peak)	2486.688	10.653	40.469	51.122	74.00	54.00	Pass
13 (Average)	2472.775	10.598	80.318	90.916	--	--	--
13 (Average)	2483.500	10.640	20.700	31.341	74.00	54.00	Pass
13 (Average)	2487.268	10.655	25.271	35.927	74.00	54.00	Pass

Figure Channel 13: Horizontal (Peak)

Figure Channel 13: Horizontal (Average)


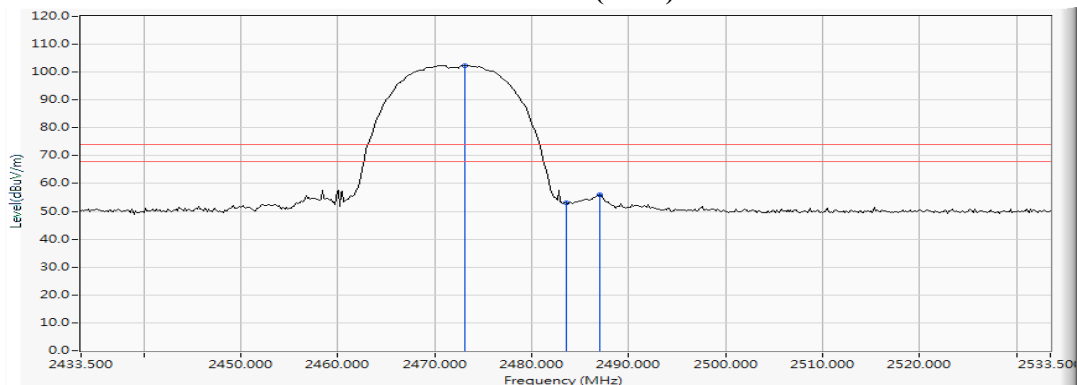
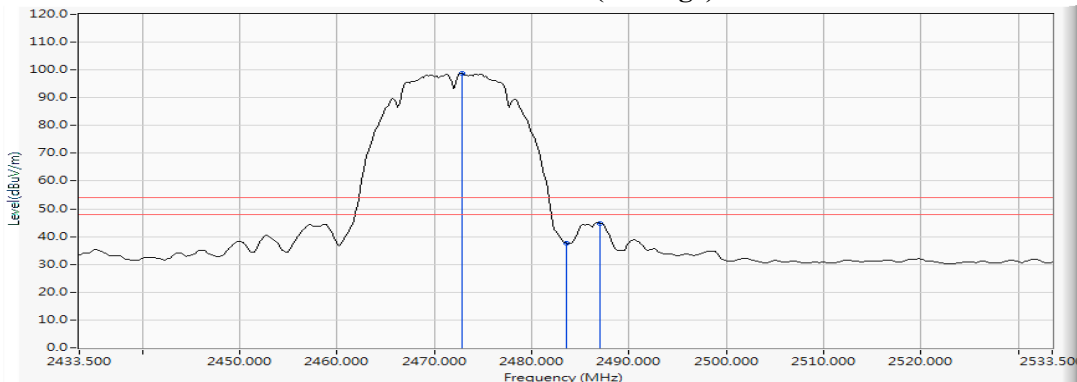
Note:

1. All readings above 1GHz are performed with peak and/or average measurements as necessary.
2. Peak measurements: RBW = 1MHz, VBW = 3 MHz, Sweep: Auto.
3. Average measurements: RBW = 1MHz, VBW = 10 Hz, Sweep: Auto.
4. “ * ”, means this data is the worst emission level.
5. Measurement Level = Reading Level + Correct Factor.
6. The average measurement was not performed when the peak measured data under the limit of average detection.

Product : Intel® Wireless-AC 9560
 Test Item : Band Edge
 Test Date : 2018/03/10
 Test Mode : Mode 1 SISO A: Transmit (802.11b 1Mbps) (2472MHz)

RF Radiated Measurement (Vertical):

Channel No.	Frequency (MHz)	Correct Factor (dB)	Reading Level (dBμV)	Emission Level (dBμV /m)	Peak Limit (dBμV /m)	Average Limit (dBμV /m)	Result
13 (Peak)	2473.065	10.600	91.827	102.427	--	--	--
13 (Peak)	2483.500	10.640	42.489	53.130	74.00	54.00	Pass
13 (Peak)	2486.978	10.654	45.186	55.840	74.00	54.00	Pass
13 (Average)	2472.775	10.598	88.054	98.652	--	--	--
13 (Average)	2483.500	10.640	26.970	37.611	74.00	54.00	Pass
13 (Average)	2486.978	10.654	34.161	44.815	74.00	54.00	Pass

Figure Channel 13: Vertical (Peak)**Figure Channel 13: Vertical (Average)**

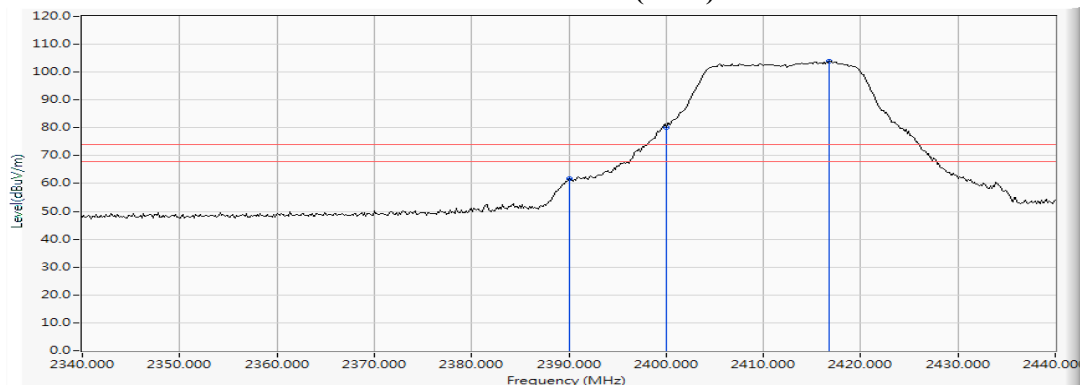
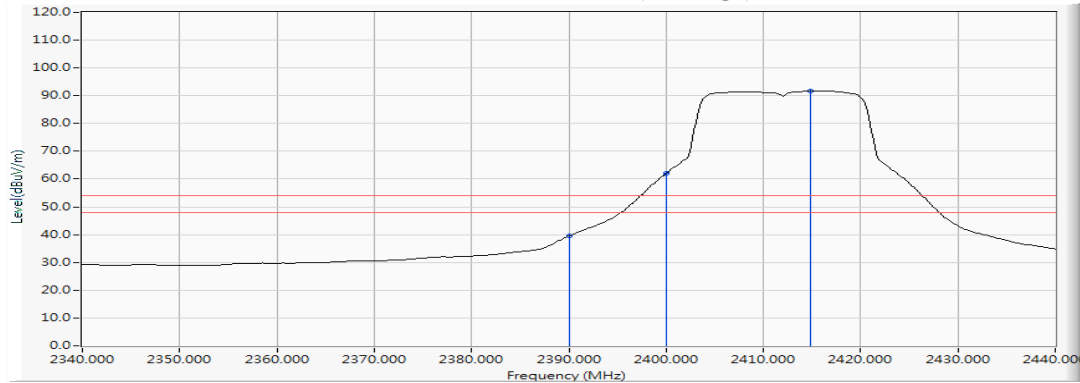
Note:

1. All readings above 1GHz are performed with peak and/or average measurements as necessary.
2. Peak measurements: RBW = 1MHz, VBW = 3 MHz, Sweep: Auto.
3. Average measurements: RBW = 1MHz, VBW = 10 Hz, Sweep: Auto.
4. “ * ”, means this data is the worst emission level.
5. Measurement Level = Reading Level + Correct Factor.
6. The average measurement was not performed when the peak measured data under the limit of average detection.

Product : Intel® Wireless-AC 9560
 Test Item : Band Edge
 Test Date : 2018/03/10
 Test Mode : Mode 1 SISO A: Transmit (802.11g 6Mbps) (2412MHz)

RF Radiated Measurement (Horizontal):

Channel No.	Frequency (MHz)	Correct Factor (dB)	Reading Level (dBμV)	Emission Level (dBμV/m)	Peak Limit (dBμV/m)	Average Limit (dBμV/m)	Result
01 (Peak)	2390.000	10.262	51.631	61.893	74.00	54.00	Pass
01 (Peak)	2400.000	10.304	69.850	80.153	--	--	--
01 (Peak)	2416.812	10.372	93.589	103.960	--	--	--
01(Average)	2390.000	10.262	29.224	39.486	74.00	54.00	Pass
01(Average)	2400.000	10.304	51.717	62.020	--	--	--
01(Average)	2414.783	10.363	81.294	91.657	--	--	--

Figure Channel 01: Horizontal (Peak)

Figure Channel 01: Horizontal (Average)


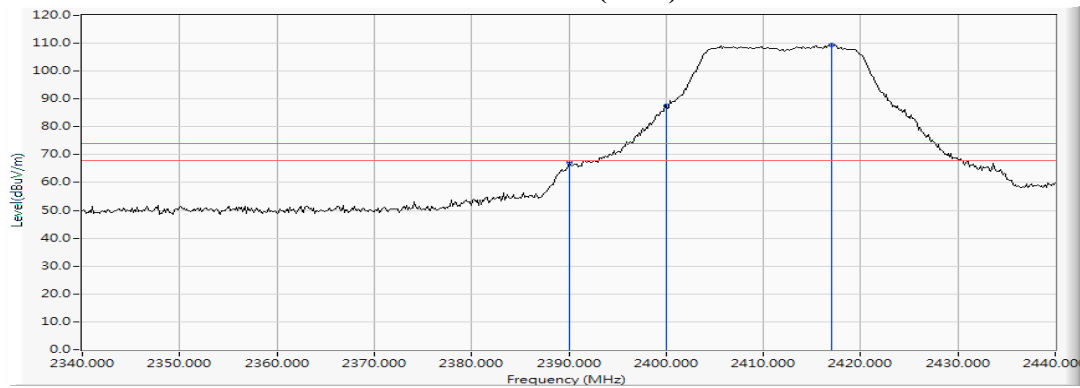
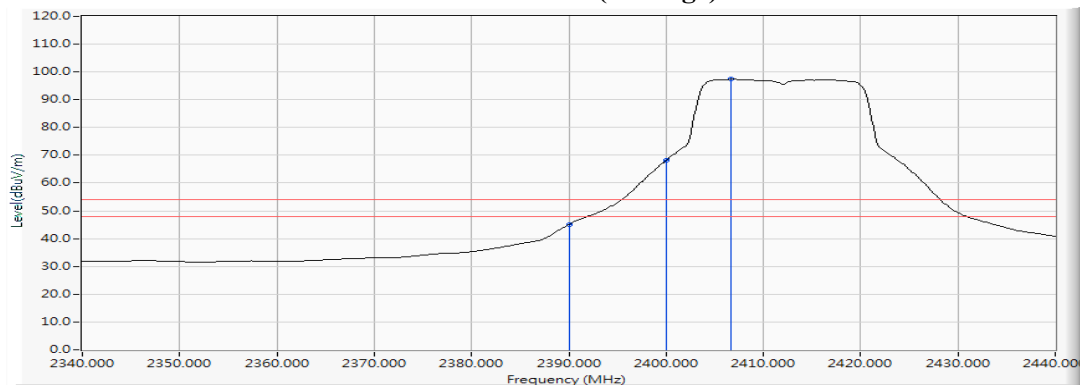
Note:

1. All readings above 1GHz are performed with peak and/or average measurements as necessary.
2. Peak measurements: RBW = 1MHz, VBW = 3 MHz, Sweep: Auto.
3. Average measurements: RBW = 1MHz, VBW = 10 Hz, Sweep: Auto.
4. “ * ”, means this data is the worst emission level.
5. Measurement Level = Reading Level + Correct Factor.
6. The average measurement was not performed when the peak measured data under the limit of average detection.

Product : Intel® Wireless-AC 9560
 Test Item : Band Edge
 Test Date : 2018/03/10
 Test Mode : Mode 1 SISO A: Transmit (802.11g 6Mbps) (2412MHz)

RF Radiated Measurement (Vertical):

Channel No.	Frequency (MHz)	Correct Factor (dB)	Reading Level (dBμV)	Emission Level (dBμV /m)	Peak Limit (dBμV /m)	Average Limit (dBμV /m)	Result
01 (Peak)	2390.000	10.262	56.896	67.158	74.00	54.00	Pass
01 (Peak)	2400.000	10.304	77.120	87.423	--	--	--
01 (Peak)	2416.957	10.372	98.959	109.331	--	--	--
01 (Average)	2390.000	10.262	34.838	45.100	74.00	54.00	Pass
01 (Average)	2400.000	10.304	57.867	68.170	--	--	--
01 (Average)	2406.667	10.330	87.034	97.364	--	--	--

Figure Channel 01: Vertical (Peak)

Figure Channel 01: Vertical (Average)


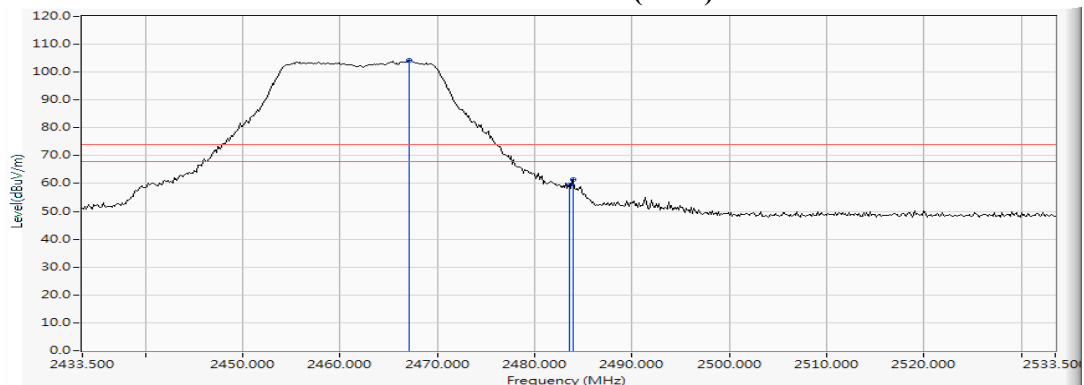
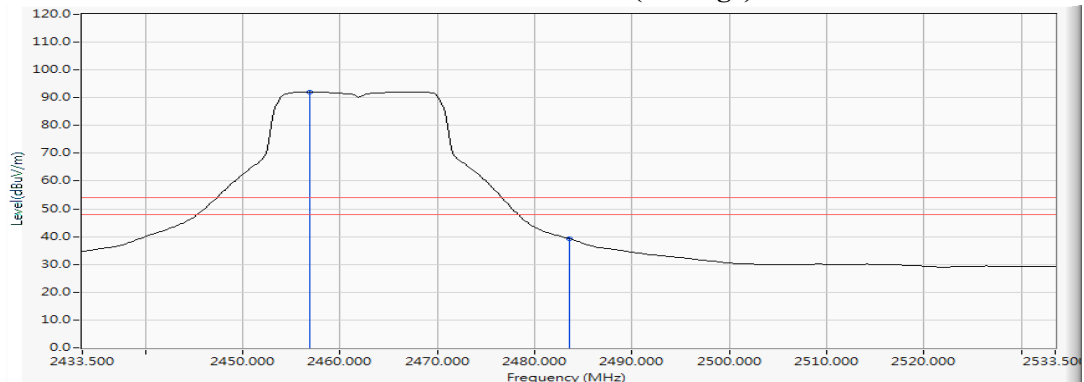
Note:

1. All readings above 1GHz are performed with peak and/or average measurements as necessary.
2. Peak measurements: RBW = 1MHz, VBW = 3 MHz, Sweep: Auto.
3. Average measurements: RBW = 1MHz, VBW = 10 Hz, Sweep: Auto.
4. “ * ”, means this data is the worst emission level.
5. Measurement Level = Reading Level + Correct Factor.
6. The average measurement was not performed when the peak measured data under the limit of average detection.

Product : Intel® Wireless-AC 9560
 Test Item : Band Edge
 Test Date : 2018/03/10
 Test Mode : Mode 1 SISO A: Transmit (802.11g 6Mbps) (2462MHz)

RF Radiated Measurement (Horizontal):

Channel No.	Frequency (MHz)	Correct Factor (dB)	Reading Level (dBμV)	Emission Level (dBμV /m)	Peak Limit (dBμV /m)	Average Limit (dBμV /m)	Result
11 (Peak)	2467.123	10.573	93.593	104.166	--	--	--
11 (Peak)	2483.500	10.640	48.838	59.479	74.00	54.00	Pass
11 (Peak)	2483.935	10.644	50.731	61.374	74.00	54.00	Pass
11 (Average)	2456.833	10.527	81.593	92.120	--	--	--
11 (Average)	2483.500	10.640	28.629	39.270	74.00	54.00	Pass

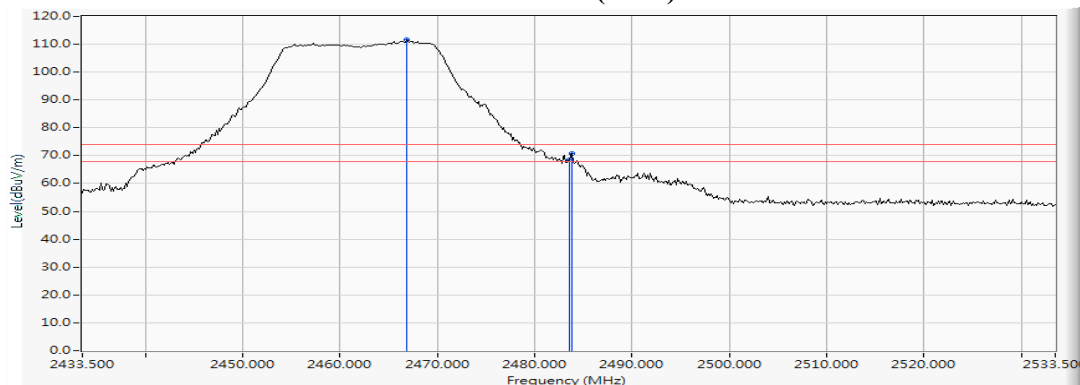
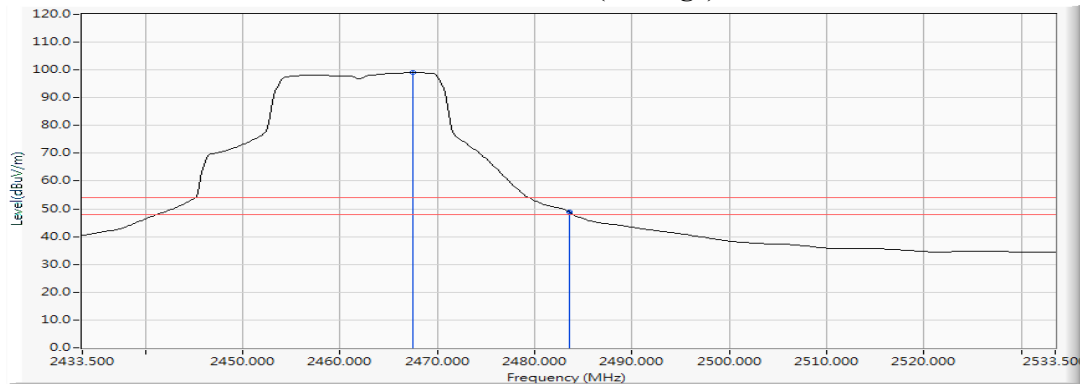
Figure Channel 11: Horizontal (Peak)

Figure Channel 11: Horizontal (Average)

Note:

1. All readings above 1GHz are performed with peak and/or average measurements as necessary.
2. Peak measurements: RBW = 1MHz, VBW = 3 MHz, Sweep: Auto.
3. Average measurements: RBW = 1MHz, VBW = 10 Hz, Sweep: Auto.
4. “ * ”, means this data is the worst emission level.
5. Measurement Level = Reading Level + Correct Factor.
6. The average measurement was not performed when the peak measured data under the limit of average detection.

Product : Intel® Wireless-AC 9560
 Test Item : Band Edge
 Test Date : 2018/03/10
 Test Mode : Mode 1 SISO A: Transmit (802.11g 6Mbps) (2462MHz)

RF Radiated Measurement (Vertical):

Channel No.	Frequency (MHz)	Correct Factor (dB)	Reading Level (dB μ V)	Emission Level (dB μ V /m)	Peak Limit (dB μ V /m)	Average Limit (dB μ V /m)	Result
11 (Peak)	2466.833	10.571	100.969	111.540	--	--	--
11 (Peak)	2483.500	10.640	57.858	68.499	74.00	54.00	Pass
11 (Peak)	2483.790	10.643	60.047	70.689	74.00	54.00	Pass
11 (Average)	2467.413	10.575	88.446	99.020	--	--	--
11 (Average)	2483.500	10.640	38.183	48.824	74.00	54.00	Pass

Figure Channel 11: Vertical (Peak)**Figure Channel 11: Vertical (Average)**

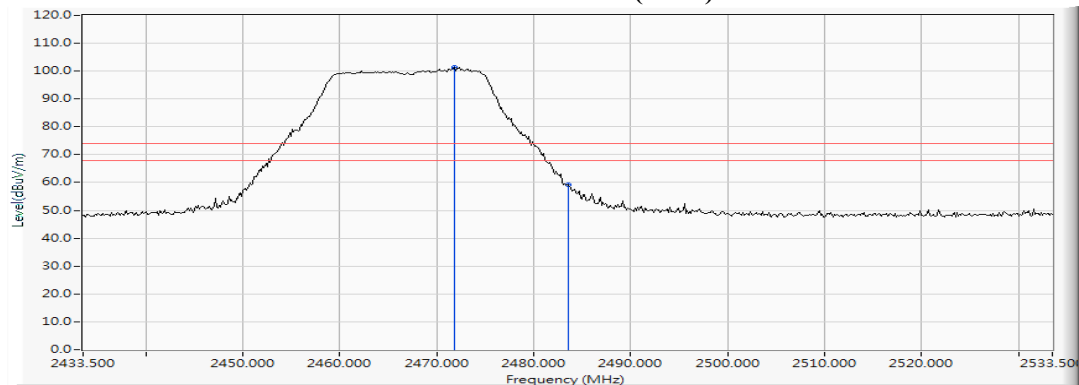
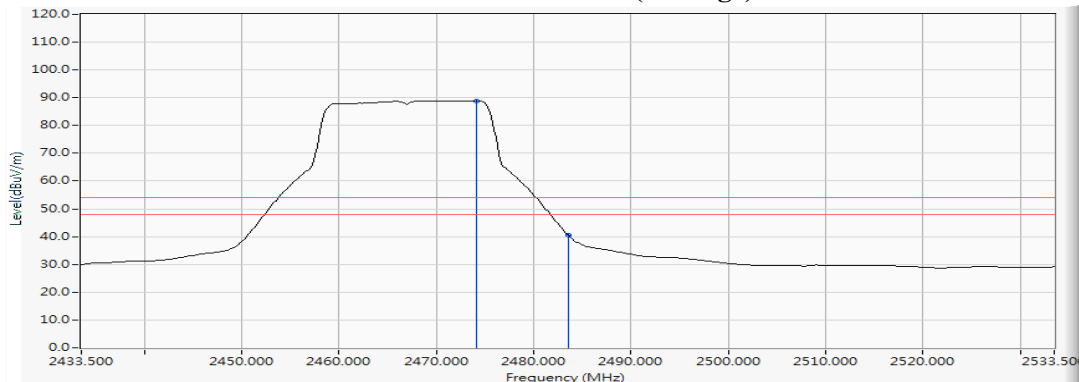
Note:

1. All readings above 1GHz are performed with peak and/or average measurements as necessary.
2. Peak measurements: RBW = 1MHz, VBW = 3 MHz, Sweep: Auto.
3. Average measurements: RBW = 1MHz, VBW = 10 Hz, Sweep: Auto.
4. “ * ”, means this data is the worst emission level.
5. Measurement Level = Reading Level + Correct Factor.
6. The average measurement was not performed when the peak measured data under the limit of average detection.

Product : Intel® Wireless-AC 9560
 Test Item : Band Edge
 Test Date : 2018/03/10
 Test Mode : Mode 1 SISO A: Transmit (802.11g 6Mbps) (2467MHz)

RF Radiated Measurement (Horizontal):

Channel No.	Frequency (MHz)	Correct Factor (dB)	Reading Level (dB μ V)	Emission Level (dB μ V /m)	Peak Limit (dB μ V /m)	Average Limit (dB μ V /m)	Result
12 (Peak)	2471.761	10.594	90.853	101.447	--	--	--
12 (Peak)	2483.500	10.640	48.432	59.073	74.00	54.00	Pass
12 (Average)	2474.080	10.604	78.336	88.940	--	--	--
12 (Average)	2483.500	10.640	30.005	40.646	74.00	54.00	Pass

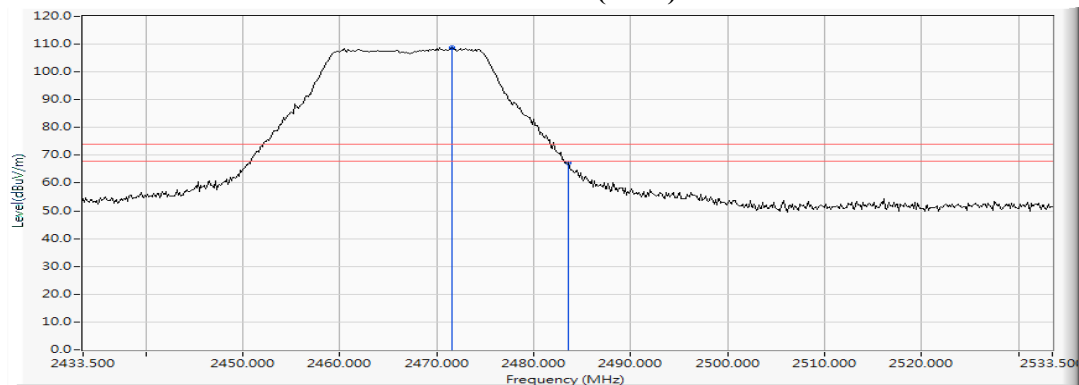
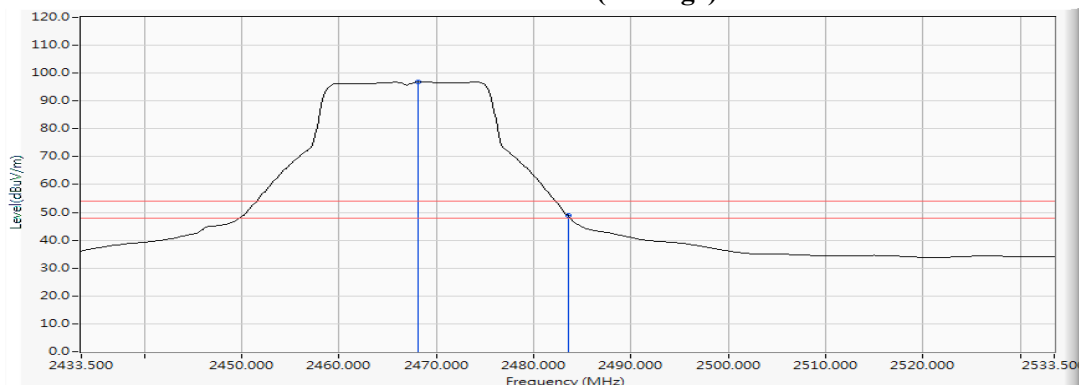
Figure Channel 12: Horizontal (Peak)

Figure Channel 12: Horizontal (Average)

Note:

1. All readings above 1GHz are performed with peak and/or average measurements as necessary.
2. Peak measurements: RBW = 1MHz, VBW = 3 MHz, Sweep: Auto.
3. Average measurements: RBW = 1MHz, VBW = 10 Hz, Sweep: Auto.
4. “ * ”, means this data is the worst emission level.
5. Measurement Level = Reading Level + Correct Factor.
6. The average measurement was not performed when the peak measured data under the limit of average detection.

Product : Intel® Wireless-AC 9560
 Test Item : Band Edge
 Test Date : 2018/03/10
 Test Mode : Mode 1 SISO A: Transmit (802.11g 6Mbps) (2467MHz)

RF Radiated Measurement (Vertical):

Channel No.	Frequency (MHz)	Correct Factor (dB)	Reading Level (dB μ V)	Emission Level (dB μ V /m)	Peak Limit (dB μ V /m)	Average Limit (dB μ V /m)	Result
12 (Peak)	2471.616	10.593	98.305	108.898	--	--	--
12 (Peak)	2483.500	10.640	56.569	67.210	74.00	54.00	Pass
12 (Average)	2468.138	10.577	86.180	96.757	--	--	--
12 (Average)	2483.500	10.640	38.120	48.761	74.00	54.00	Pass

Figure Channel 12: Vertical (Peak)**Figure Channel 12: Vertical (Average)**

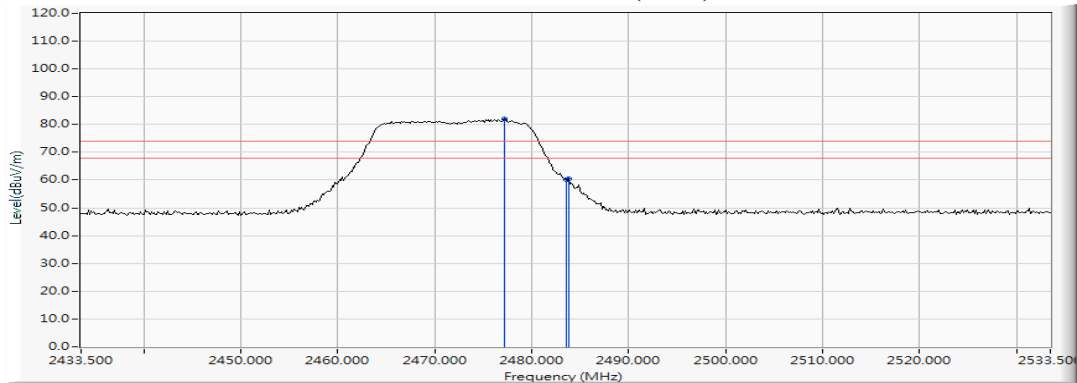
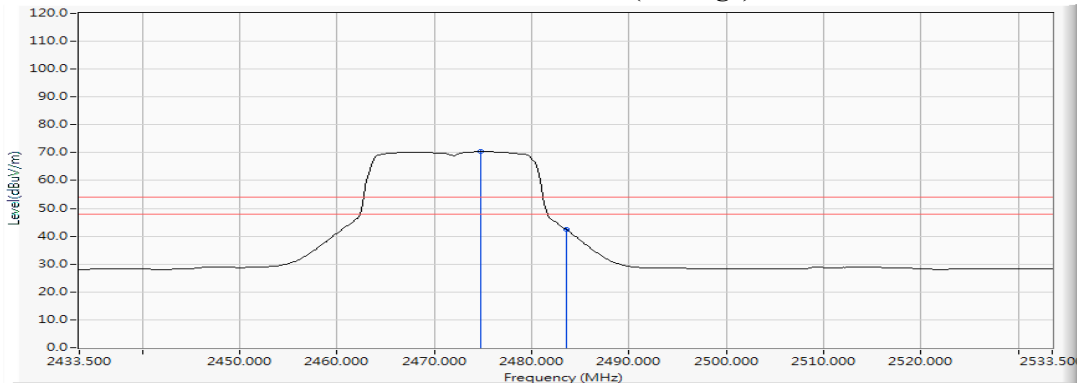
Note:

1. All readings above 1GHz are performed with peak and/or average measurements as necessary.
2. Peak measurements: RBW = 1MHz, VBW = 3 MHz, Sweep: Auto.
3. Average measurements: RBW = 1MHz, VBW = 10 Hz, Sweep: Auto.
4. “ * ”, means this data is the worst emission level.
5. Measurement Level = Reading Level + Correct Factor.
6. The average measurement was not performed when the peak measured data under the limit of average detection.

Product : Intel® Wireless-AC 9560
 Test Item : Band Edge
 Test Date : 2018/03/10
 Test Mode : Mode 1 SISO A: Transmit (802.11g 6Mbps) (2472MHz)

RF Radiated Measurement (Horizontal):

Channel No.	Frequency (MHz)	Correct Factor (dB)	Reading Level (dB μ V)	Emission Level (dB μ V /m)	Peak Limit (dB μ V /m)	Average Limit (dB μ V /m)	Result
13 (Peak)	2477.123	10.616	71.498	82.114	--	--	--
13 (Peak)	2483.500	10.640	49.427	60.068	74.00	54.00	Pass
13 (Peak)	2483.790	10.643	49.737	60.379	74.00	54.00	Pass
13 (Average)	2474.804	10.607	59.813	70.420	--	--	--
13 (Average)	2483.500	10.640	31.743	42.384	74.00	54.00	Pass

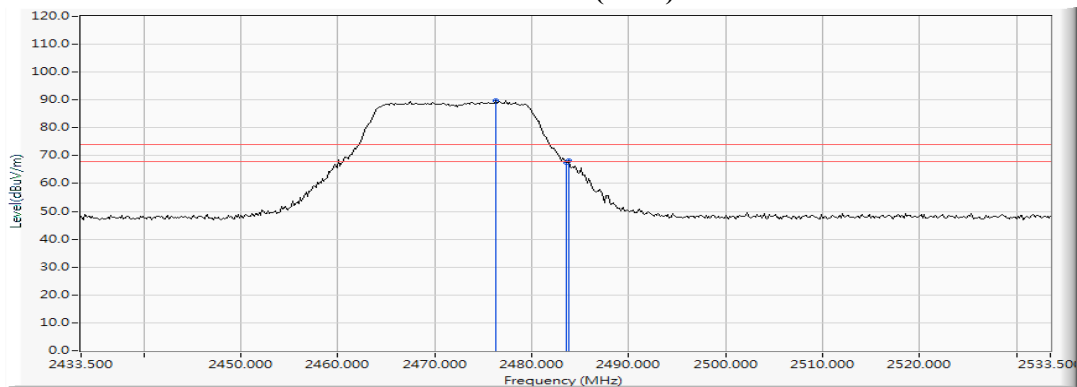
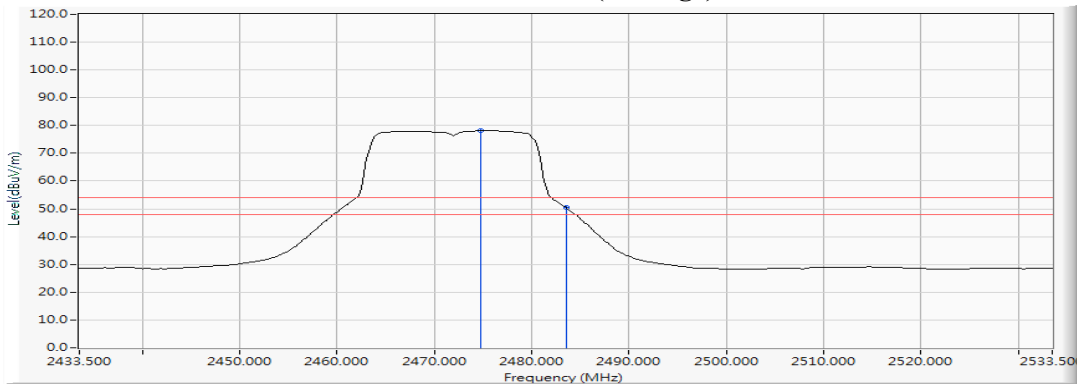
Figure Channel 13: Horizontal (Peak)

Figure Channel 13: Horizontal (Average)

Note:

1. All readings above 1GHz are performed with peak and/or average measurements as necessary.
2. Peak measurements: RBW = 1MHz, VBW = 3 MHz, Sweep: Auto.
3. Average measurements: RBW = 1MHz, VBW = 10 Hz, Sweep: Auto.
4. “ * ”, means this data is the worst emission level.
5. Measurement Level = Reading Level + Correct Factor.
6. The average measurement was not performed when the peak measured data under the limit of average detection.

Product : Intel® Wireless-AC 9560
 Test Item : Band Edge
 Test Date : 2018/03/10
 Test Mode : Mode 1 SISO A: Transmit (802.11g 6Mbps) (2472MHz)

RF Radiated Measurement (Vertical):

Channel No.	Frequency (MHz)	Correct Factor (dB)	Reading Level (dB μ V)	Emission Level (dB μ V /m)	Peak Limit (dB μ V /m)	Average Limit (dB μ V /m)	Result
13 (Peak)	2476.254	10.613	79.036	89.649	--	--	--
13 (Peak)	2483.500	10.640	56.917	67.558	74.00	54.00	Pass
13 (Peak)	2483.790	10.643	57.677	68.319	74.00	54.00	Pass
13 (Average)	2474.804	10.607	67.542	78.149	--	--	--
13 (Average)	2483.500	10.640	39.722	50.363	74.00	54.00	Pass

Figure Channel 13: Vertical (Peak)**Figure Channel 13: Vertical (Average)**

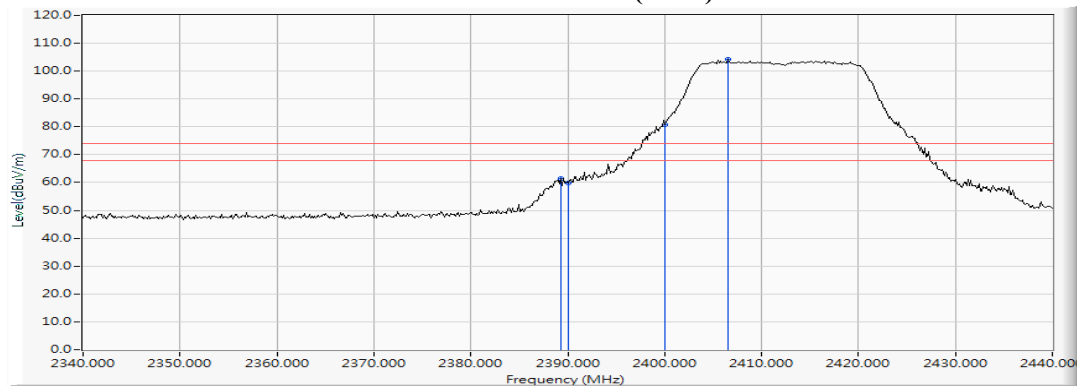
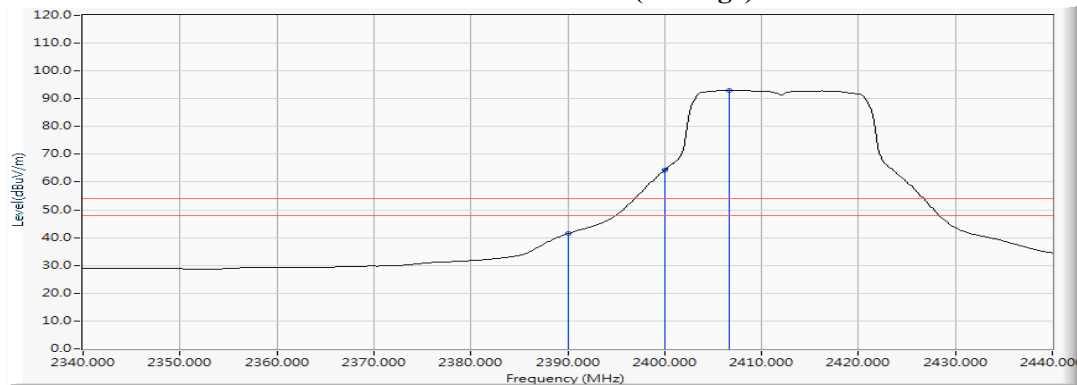
Note:

1. All readings above 1GHz are performed with peak and/or average measurements as necessary.
2. Peak measurements: RBW = 1MHz, VBW = 3 MHz, Sweep: Auto.
3. Average measurements: RBW = 1MHz, VBW = 10 Hz, Sweep: Auto.
4. “ * ”, means this data is the worst emission level.
5. Measurement Level = Reading Level + Correct Factor.
6. The average measurement was not performed when the peak measured data under the limit of average detection.

Product : Intel® Wireless-AC 9560
 Test Item : Band Edge
 Test Date : 2018/03/10
 Test Mode : Mode 1 SISO A: Transmit - 802.11n-20BW_7.2Mbps(2.4G Band) (2412MHz)

RF Radiated Measurement (Horizontal):

Channel No.	Frequency (MHz)	Correct Factor (dB)	Reading Level (dBμV)	Emission Level (dBμV /m)	Peak Limit (dBμV /m)	Average Limit (dBμV /m)	Result
01 (Peak)	2389.275	10.260	51.220	61.479	74.00	54.00	Pass
01 (Peak)	2390.000	10.262	49.634	59.896	74.00	54.00	Pass
01 (Peak)	2400.000	10.304	70.582	80.885	--	--	--
01 (Peak)	2406.522	10.330	93.920	104.250	--	--	--
01 (Average)	2390.000	10.262	31.162	41.424	74.00	54.00	Pass
01 (Average)	2400.000	10.304	53.935	64.238	--	--	--
01 (Average)	2406.667	10.330	82.726	93.056	--	--	--

Figure Channel 01: Horizontal (Peak)**Figure Channel 01: Horizontal (Average)**

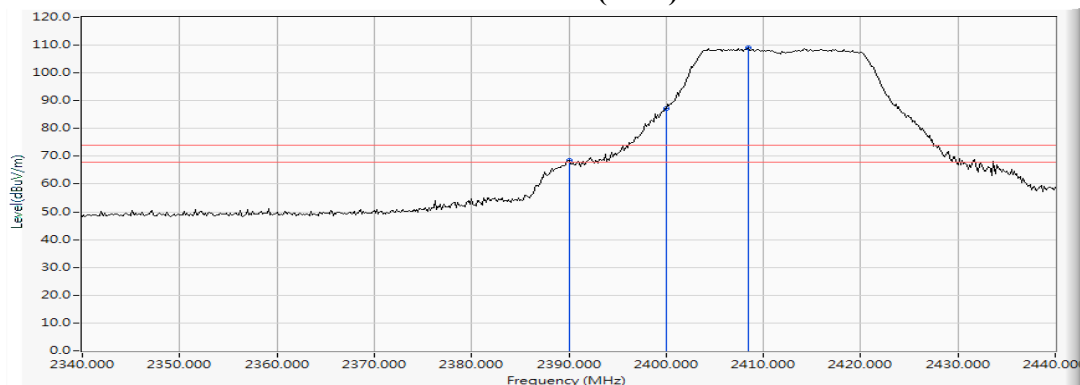
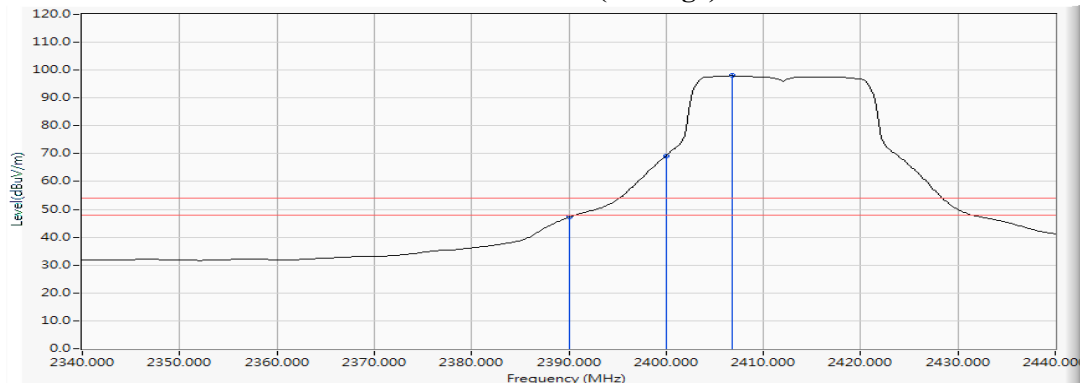
Note:

1. All readings above 1GHz are performed with peak and/or average measurements as necessary.
2. Peak measurements: RBW = 1MHz, VBW = 3 MHz, Sweep: Auto.
3. Average measurements: RBW = 1MHz, VBW = 10 Hz, Sweep: Auto.
4. “ * ”, means this data is the worst emission level.
5. Measurement Level = Reading Level + Correct Factor.
6. The average measurement was not performed when the peak measured data under the limit of average detection.

Product : Intel® Wireless-AC 9560
 Test Item : Band Edge
 Test Date : 2018/03/10
 Test Mode : Mode 1 SISO A: Transmit - 802.11n-20BW_7.2Mbps(2.4G Band) (2412MHz)

RF Radiated Measurement (Vertical):

Channel No.	Frequency (MHz)	Correct Factor (dB)	Reading Level (dB μ V)	Emission Level (dB μ V /m)	Peak Limit (dB μ V /m)	Average Limit (dB μ V /m)	Result
01 (Peak)	2390.000	10.262	58.121	68.383	74.00	54.00	Pass
01 (Peak)	2400.000	10.304	76.831	87.134	--	--	--
01 (Peak)	2408.406	10.338	98.647	108.984	--	--	--
01 (Average)	2390.000	10.262	36.900	47.162	74.00	54.00	Pass
01 (Average)	2400.000	10.304	59.006	69.309	--	--	--
01 (Average)	2406.812	10.331	87.660	97.991	--	--	--

Figure Channel 01: Vertical (Peak)**Figure Channel 01: Vertical (Average)**

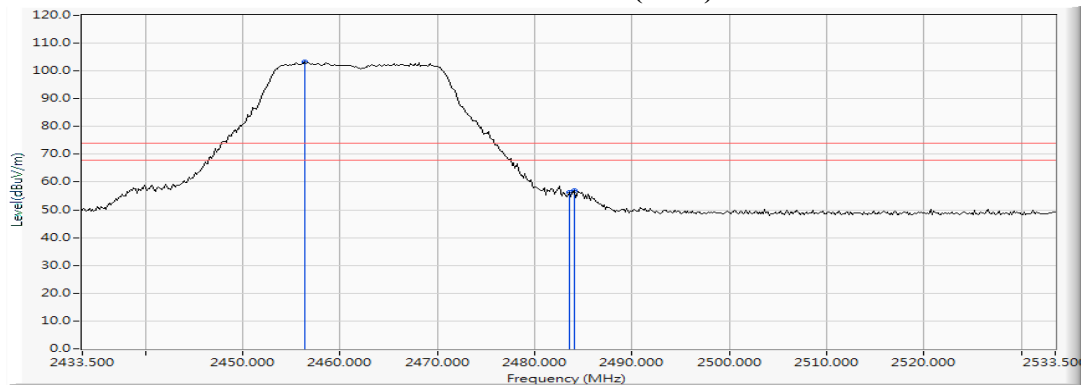
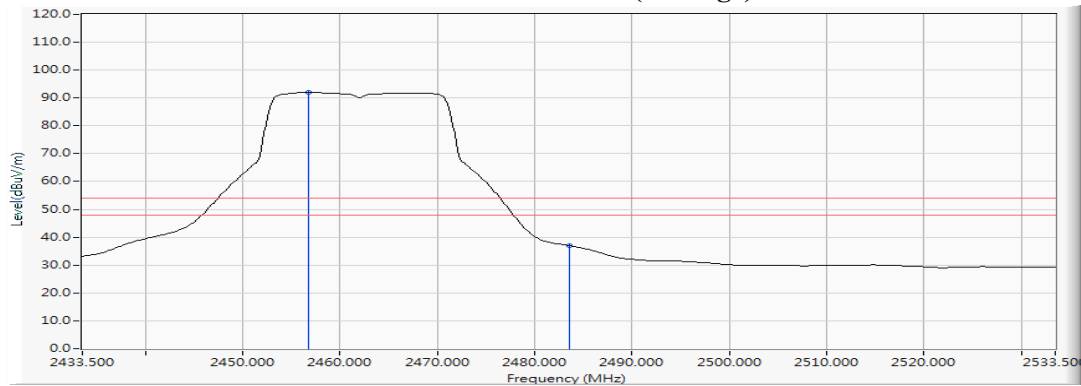
Note:

1. All readings above 1GHz are performed with peak and/or average measurements as necessary.
2. Peak measurements: RBW = 1MHz, VBW = 3 MHz, Sweep: Auto.
3. Average measurements: RBW = 1MHz, VBW = 10 Hz, Sweep: Auto.
4. “ * ”, means this data is the worst emission level.
5. Measurement Level = Reading Level + Correct Factor.
6. The average measurement was not performed when the peak measured data under the limit of average detection.

Product : Intel® Wireless-AC 9560
 Test Item : Band Edge
 Test Date : 2018/03/10
 Test Mode : Mode 1 SISO A: Transmit - 802.11n-20BW_7.2Mbps(2.4G Band) (2462MHz)

RF Radiated Measurement (Horizontal):

Channel No.	Frequency (MHz)	Correct Factor (dB)	Reading Level (dB μ V)	Emission Level (dB μ V /m)	Peak Limit (dB μ V /m)	Average Limit (dB μ V /m)	Result
11 (Peak)	2456.399	10.525	92.615	103.140	--	--	--
11 (Peak)	2483.500	10.640	45.757	56.398	74.00	54.00	Pass
11 (Peak)	2484.080	10.644	46.255	56.898	74.00	54.00	Pass
11 (Average)	2456.688	10.526	81.545	92.071	--	--	--
11 (Average)	2483.500	10.640	26.329	36.970	74.00	54.00	Pass

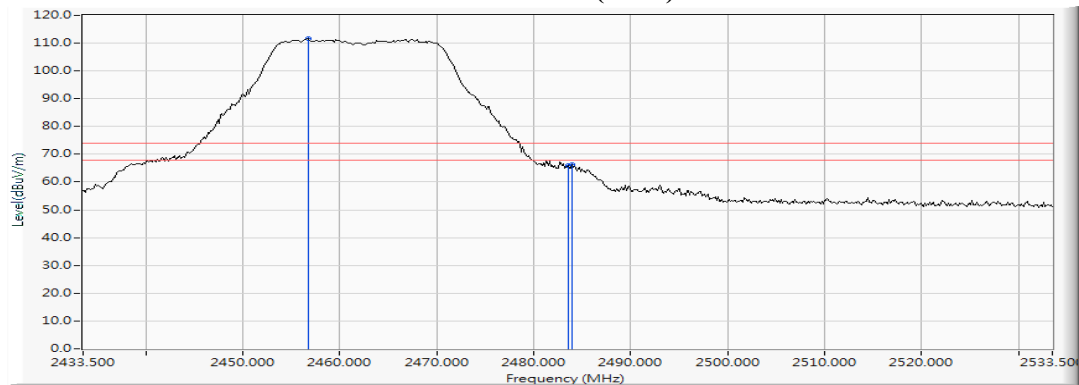
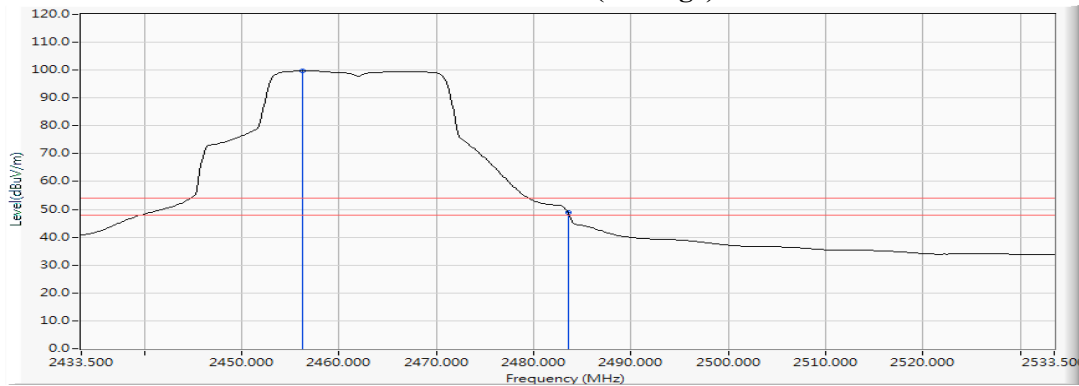
Figure Channel 11: Horizontal (Peak)

Figure Channel 11: Horizontal (Average)

Note:

1. All readings above 1GHz are performed with peak and/or average measurements as necessary.
2. Peak measurements: RBW = 1MHz, VBW = 3 MHz, Sweep: Auto.
3. Average measurements: RBW = 1MHz, VBW = 10 Hz, Sweep: Auto.
4. “ * ”, means this data is the worst emission level.
5. Measurement Level = Reading Level + Correct Factor.
6. The average measurement was not performed when the peak measured data under the limit of average detection.

Product : Intel® Wireless-AC 9560
 Test Item : Band Edge
 Test Date : 2018/03/10
 Test Mode : Mode 1 SISO A: Transmit - 802.11n-20BW_7.2Mbps(2.4G Band) (2462MHz)

RF Radiated Measurement (Vertical):

Channel No.	Frequency (MHz)	Correct Factor (dB)	Reading Level (dB μ V)	Emission Level (dB μ V /m)	Peak Limit (dB μ V /m)	Average Limit (dB μ V /m)	Result
11 (Peak)	2456.688	10.526	101.091	111.617	--	--	--
11 (Peak)	2483.500	10.640	55.278	65.919	74.00	54.00	Pass
11 (Peak)	2483.935	10.644	55.506	66.149	74.00	54.00	Pass
11 (Average)	2456.254	10.525	89.227	99.751	--	--	--
11 (Average)	2483.500	10.640	38.164	48.805	74.00	54.00	Pass

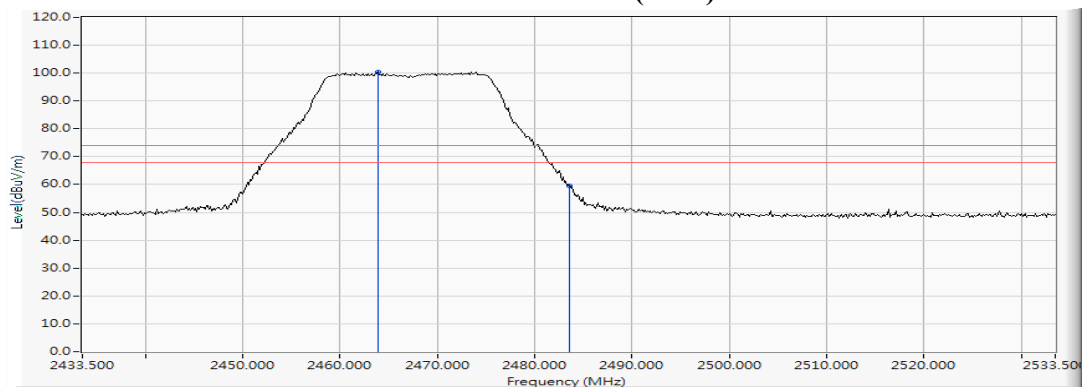
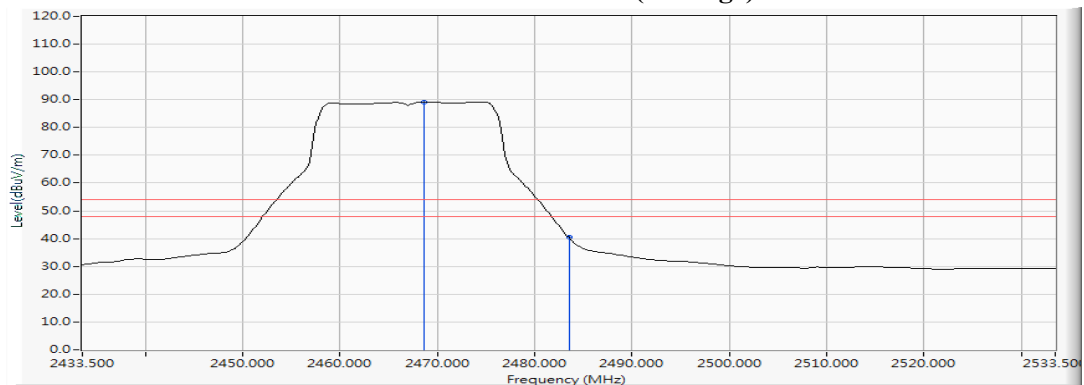
Figure Channel 11: Vertical (Peak)

Figure Channel 11: Vertical (Average)

Note:

1. All readings above 1GHz are performed with peak and/or average measurements as necessary.
2. Peak measurements: RBW = 1MHz, VBW = 3 MHz, Sweep: Auto.
3. Average measurements: RBW = 1MHz, VBW = 10 Hz, Sweep: Auto.
4. “ * ”, means this data is the worst emission level.
5. Measurement Level = Reading Level + Correct Factor.
6. The average measurement was not performed when the peak measured data under the limit of average detection.

Product : Intel® Wireless-AC 9560
 Test Item : Band Edge
 Test Date : 2018/03/10
 Test Mode : Mode 1 SISO A: Transmit - 802.11n-20BW_7.2Mbps(2.4G Band) (2467MHz)

RF Radiated Measurement (Horizontal):

Channel No.	Frequency (MHz)	Correct Factor (dB)	Reading Level (dB μ V)	Emission Level (dB μ V /m)	Peak Limit (dB μ V /m)	Average Limit (dB μ V /m)	Result
12 (Peak)	2463.935	10.558	89.957	100.515	--	--	--
12 (Peak)	2483.500	10.640	48.774	59.415	74.00	54.00	Pass
12 (Average)	2468.572	10.579	78.649	89.228	--	--	--
12 (Average)	2483.500	10.640	29.749	40.390	74.00	54.00	Pass

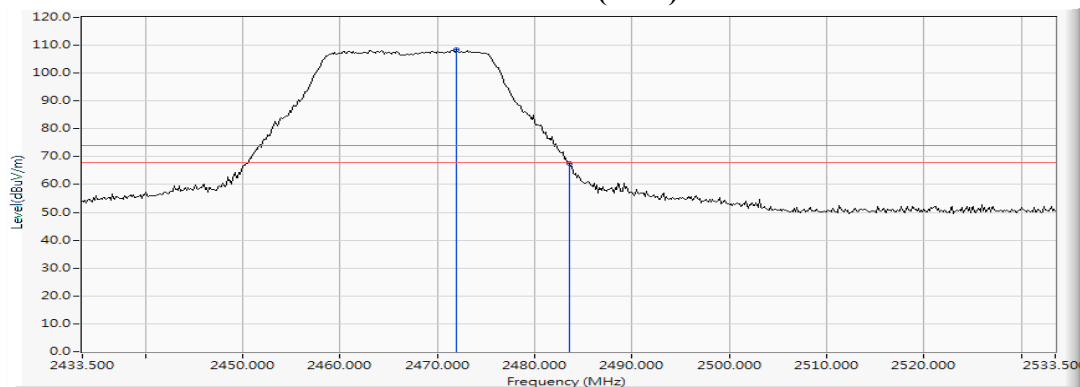
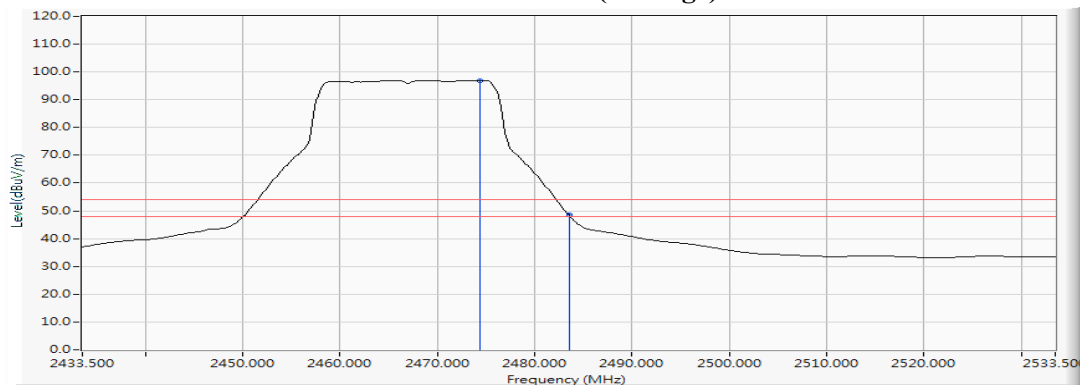
Figure Channel 12: Horizontal (Peak)

Figure Channel 12: Horizontal (Average)

Note:

1. All readings above 1GHz are performed with peak and/or average measurements as necessary.
2. Peak measurements: RBW = 1MHz, VBW = 3 MHz, Sweep: Auto.
3. Average measurements: RBW = 1MHz, VBW = 10 Hz, Sweep: Auto.
4. “ * ”, means this data is the worst emission level.
5. Measurement Level = Reading Level + Correct Factor.
6. The average measurement was not performed when the peak measured data under the limit of average detection.

Product : Intel® Wireless-AC 9560
 Test Item : Band Edge
 Test Date : 2018/03/10
 Test Mode : Mode 1 SISO A: Transmit - 802.11n-20BW_7.2Mbps(2.4G Band) (2467MHz)

RF Radiated Measurement (Vertical):

Channel No.	Frequency (MHz)	Correct Factor (dB)	Reading Level (dBμV)	Emission Level (dBμV /m)	Peak Limit (dBμV /m)	Average Limit (dBμV /m)	Result
12 (Peak)	2471.906	10.594	97.669	108.263	--	--	--
12 (Peak)	2483.500	10.640	56.923	67.564	74.00	54.00	Pass
12 (Average)	2474.370	10.605	86.325	96.930	--	--	--
12 (Average)	2483.500	10.640	37.863	48.504	74.00	54.00	Pass

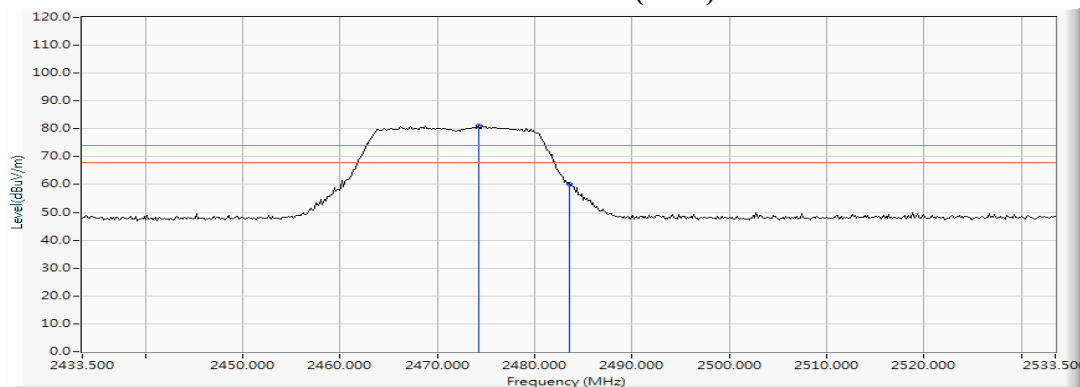
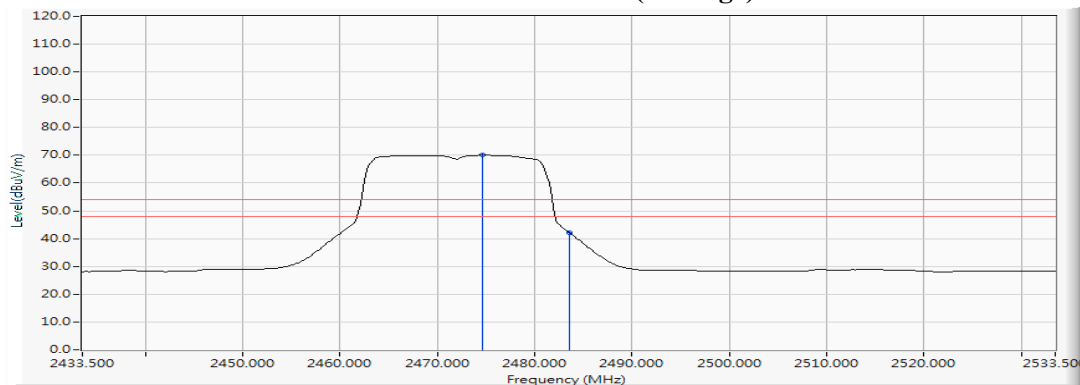
Figure Channel 12: Vertical (Peak)**Figure Channel 12: Vertical (Average)****Note:**

1. All readings above 1GHz are performed with peak and/or average measurements as necessary.
2. Peak measurements: RBW = 1MHz, VBW = 3 MHz, Sweep: Auto.
3. Average measurements: RBW = 1MHz, VBW = 10 Hz, Sweep: Auto.
4. “ * ”, means this data is the worst emission level.
5. Measurement Level = Reading Level + Correct Factor.
6. The average measurement was not performed when the peak measured data under the limit of average detection.

Product : Intel® Wireless-AC 9560
 Test Item : Band Edge
 Test Date : 2018/03/10
 Test Mode : Mode 1 SISO A: Transmit - 802.11n-20BW_7.2Mbps(2.4G Band) (2472MHz)

RF Radiated Measurement (Horizontal):

Channel No.	Frequency (MHz)	Correct Factor (dB)	Reading Level (dBμV)	Emission Level (dBμV /m)	Peak Limit (dBμV /m)	Average Limit (dBμV /m)	Result
13 (Peak)	2474.225	10.605	70.583	81.188	--	--	--
13 (Peak)	2483.500	10.640	49.401	60.042	74.00	54.00	Pass
13 (Average)	2474.659	10.607	59.428	70.035	--	--	--
13 (Average)	2483.500	10.640	31.632	42.273	74.00	54.00	Pass

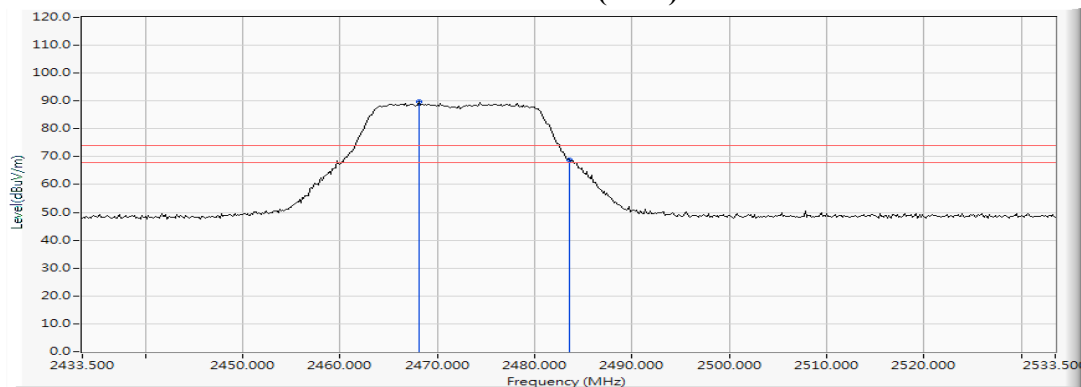
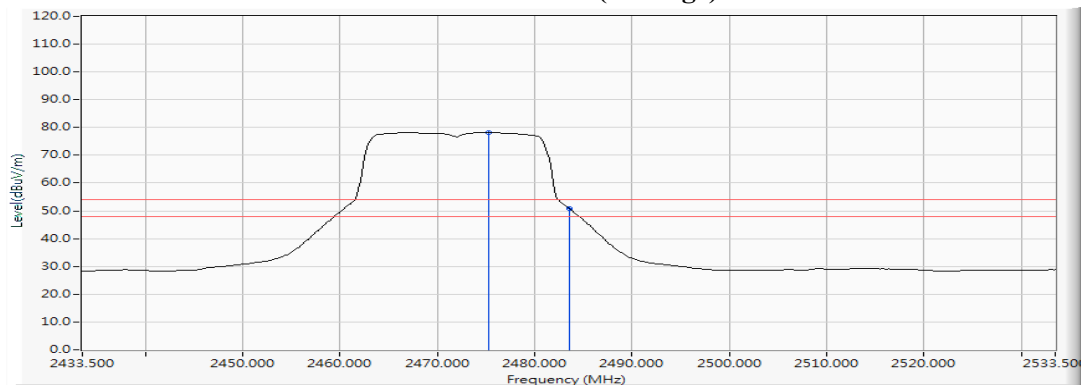
Figure Channel 13: Horizontal (Peak)**Figure Channel 13: Horizontal (Average)****Note:**

1. All readings above 1GHz are performed with peak and/or average measurements as necessary.
2. Peak measurements: RBW = 1MHz, VBW = 3 MHz, Sweep: Auto.
3. Average measurements: RBW = 1MHz, VBW = 10 Hz, Sweep: Auto.
4. “ * ”, means this data is the worst emission level.
5. Measurement Level = Reading Level + Correct Factor.
6. The average measurement was not performed when the peak measured data under the limit of average detection.

Product : Intel® Wireless-AC 9560
 Test Item : Band Edge
 Test Date : 2018/03/10
 Test Mode : Mode 1 SISO A: Transmit - 802.11n-20BW_7.2Mbps(2.4G Band) (2472MHz)

RF Radiated Measurement (Vertical):

Channel No.	Frequency (MHz)	Correct Factor (dB)	Reading Level (dBμV)	Emission Level (dBμV /m)	Peak Limit (dBμV /m)	Average Limit (dBμV /m)	Result
13 (Peak)	2468.138	10.577	79.068	89.645	--	--	--
13 (Peak)	2483.500	10.640	58.289	68.930	74.00	54.00	Pass
13 (Average)	2475.239	10.609	67.548	78.157	--	--	--
13 (Average)	2483.500	10.640	40.289	50.930	74.00	54.00	Pass

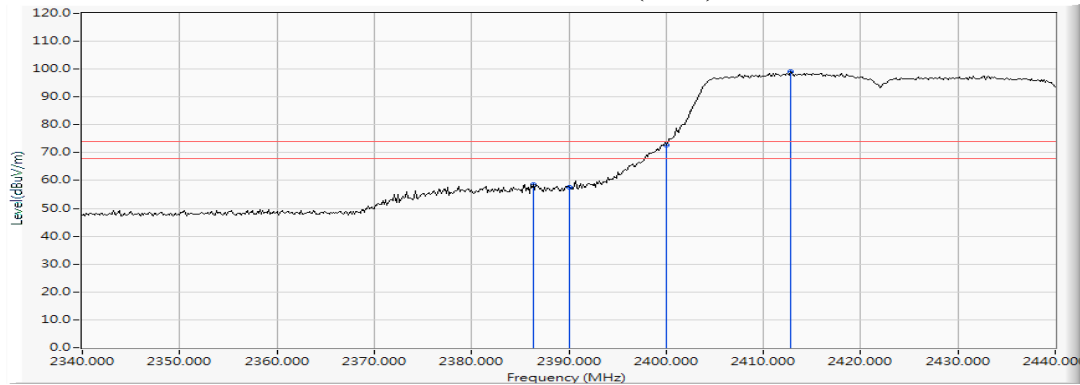
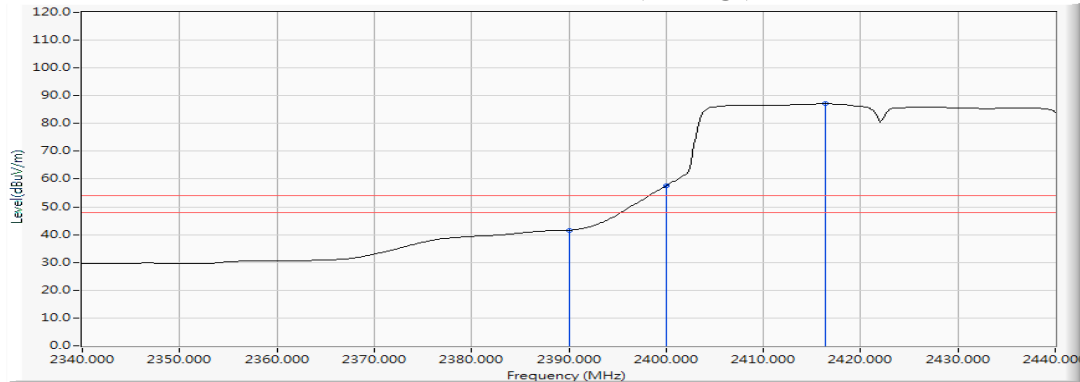
Figure Channel 13: Vertical (Peak)**Figure Channel 13: Vertical (Average)****Note:**

1. All readings above 1GHz are performed with peak and/or average measurements as necessary.
2. Peak measurements: RBW = 1MHz, VBW = 3 MHz, Sweep: Auto.
3. Average measurements: RBW = 1MHz, VBW = 10 Hz, Sweep: Auto.
4. “ * ”, means this data is the worst emission level.
5. Measurement Level = Reading Level + Correct Factor.
6. The average measurement was not performed when the peak measured data under the limit of average detection.

Product : Intel® Wireless-AC 9560
 Test Item : Band Edge
 Test Date : 2018/03/10
 Test Mode : Mode 1 SISO A: Transmit - 802.11n-40BW_15Mbps(2.4G Band) (2422MHz)

RF Radiated Measurement (Horizontal):

Channel No.	Frequency (MHz)	Correct Factor (dB)	Reading Level (dBμV)	Emission Level (dBμV/m)	Peak Limit (dBμV/m)	Average Limit (dBμV/m)	Result
03 (Peak)	2386.377	10.246	48.451	58.698	74.00	54.00	Pass
03 (Peak)	2390.000	10.262	47.468	57.730	74.00	54.00	Pass
03 (Peak)	2400.000	10.304	62.534	72.837	--	--	--
03 (Peak)	2412.754	10.355	88.609	98.964	--	--	--
03 (Average)	2390.000	10.262	31.307	41.569	74.00	54.00	Pass
03 (Average)	2400.000	10.304	47.291	57.594	--	--	--
03 (Average)	2416.377	10.369	76.723	87.092	--	--	--

Figure Channel 03: Horizontal (Peak)**Figure Channel 03: Horizontal (Average)**

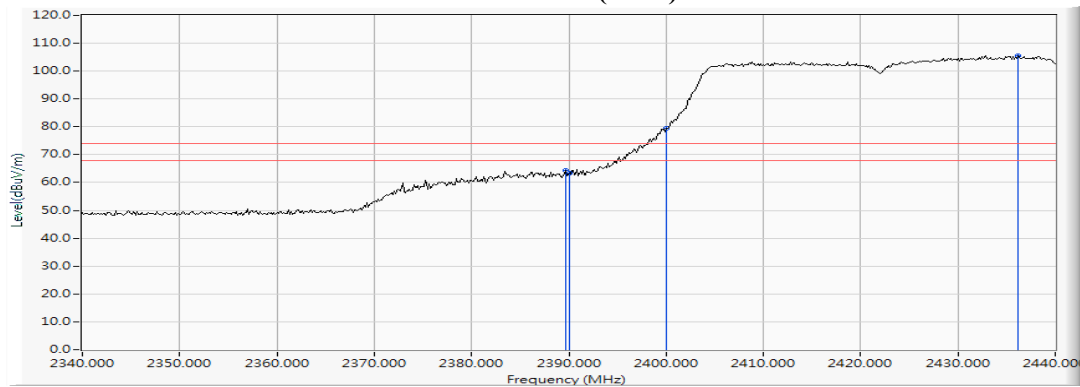
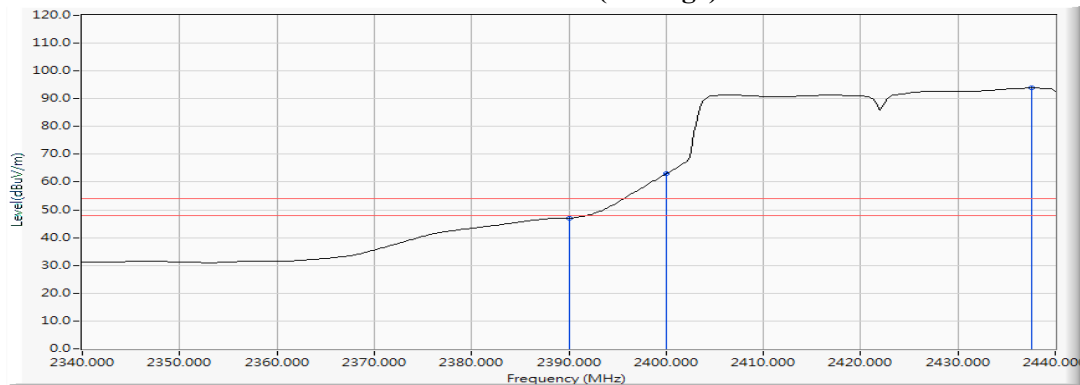
Note:

1. All readings above 1GHz are performed with peak and/or average measurements as necessary.
2. Peak measurements: RBW = 1MHz, VBW = 3 MHz, Sweep: Auto.
3. Average measurements: RBW = 1MHz, VBW = 10 Hz, Sweep: Auto.
4. “ * ”, means this data is the worst emission level.
5. Measurement Level = Reading Level + Correct Factor.
6. The average measurement was not performed when the peak measured data under the limit of average detection.

Product : Intel® Wireless-AC 9560
 Test Item : Band Edge
 Test Date : 2018/03/10
 Test Mode : Mode 1 SISO A: Transmit - 802.11n-40BW_15Mbps(2.4G Band) (2422MHz)

RF Radiated Measurement (Vertical):

Channel No.	Frequency (MHz)	Correct Factor (dB)	Reading Level (dBμV)	Emission Level (dBμV /m)	Peak Limit (dBμV /m)	Average Limit (dBμV /m)	Result
03 (Peak)	2389.710	10.261	54.158	64.419	74.00	54.00	Pass
03 (Peak)	2390.000	10.262	53.237	63.499	74.00	54.00	Pass
03 (Peak)	2400.000	10.304	69.109	79.412	--	--	--
03 (Peak)	2436.232	10.453	95.156	105.609	--	--	--
03 (Average)	2390.000	10.262	36.758	47.020	74.00	54.00	Pass
03 (Average)	2400.000	10.304	52.689	62.992	--	--	--
03 (Average)	2437.536	10.458	83.354	93.812	--	--	--

Figure Channel 03: Vertical (Peak)**Figure Channel 03: Vertical (Average)**

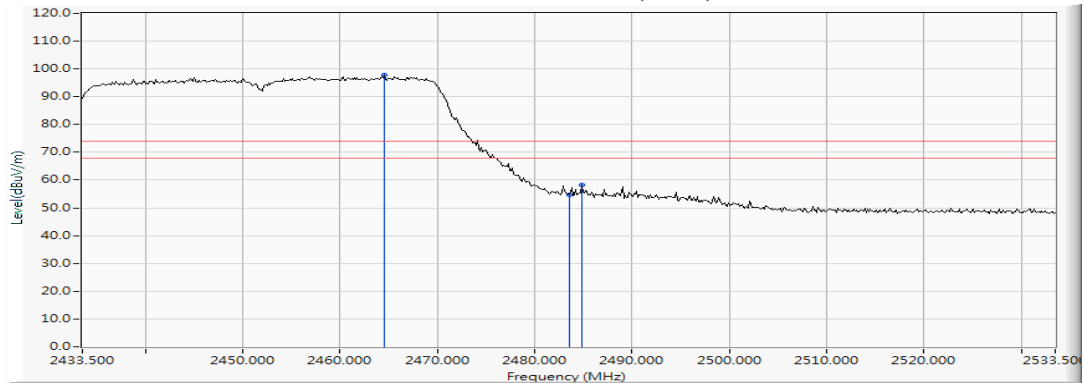
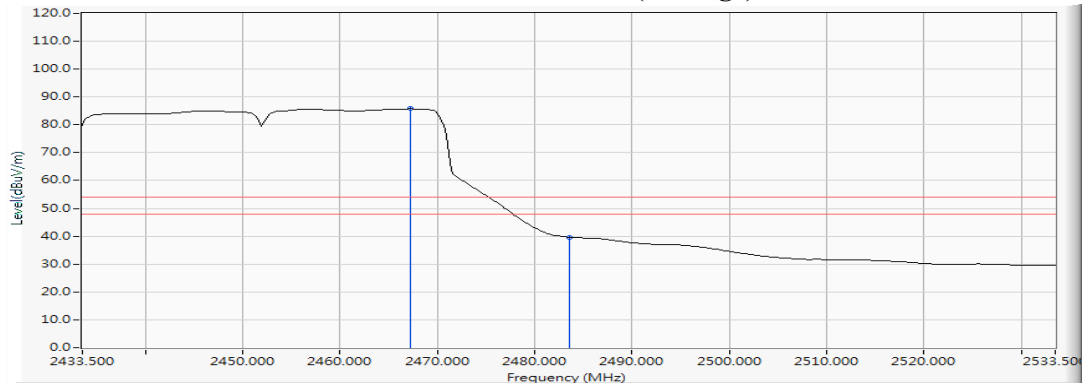
Note:

1. All readings above 1GHz are performed with peak and/or average measurements as necessary.
2. Peak measurements: RBW = 1MHz, VBW = 3 MHz, Sweep: Auto.
3. Average measurements: RBW = 1MHz, VBW = 10 Hz, Sweep: Auto.
4. “ * ”, means this data is the worst emission level.
5. Measurement Level = Reading Level + Correct Factor.
6. The average measurement was not performed when the peak measured data under the limit of average detection.

Product : Intel® Wireless-AC 9560
 Test Item : Band Edge
 Test Date : 2018/03/10
 Test Mode : Mode 1 SISO A: Transmit - 802.11n-40BW_15Mbps(2.4G Band) (2452MHz)

RF Radiated Measurement (Horizontal):

Channel No.	Frequency (MHz)	Correct Factor (dB)	Reading Level (dB μ V)	Emission Level (dB μ V /m)	Peak Limit (dB μ V /m)	Average Limit (dB μ V /m)	Result
09 (Peak)	2464.514	10.561	87.176	97.737	--	--	--
09 (Peak)	2483.500	10.640	44.147	54.788	74.00	54.00	Pass
09 (Peak)	2484.804	10.646	47.485	58.131	74.00	54.00	Pass
09 (Average)	2467.268	10.574	75.176	85.749	--	--	--
09 (Average)	2483.500	10.640	28.965	39.606	74.00	54.00	Pass

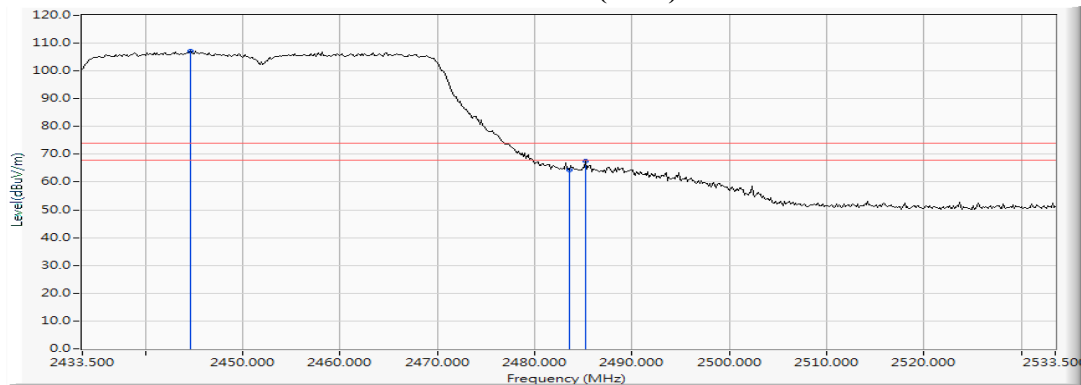
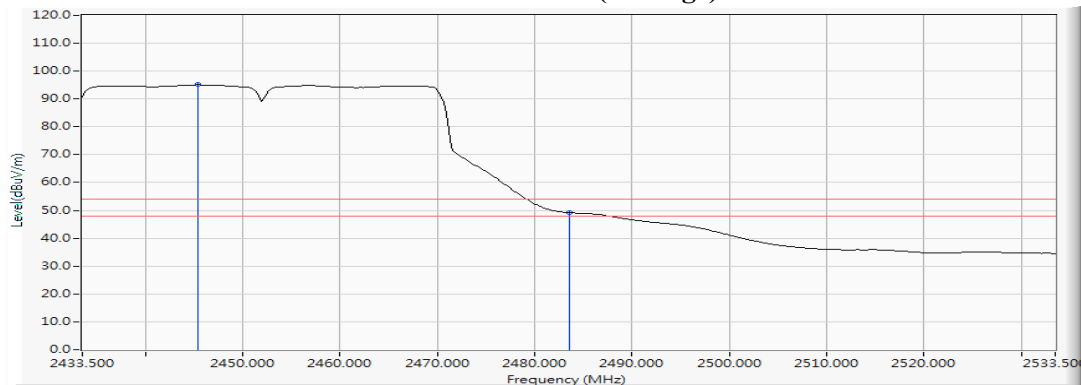
Figure Channel 09: Horizontal (Peak)

Figure Channel 09: Horizontal (Average)

Note:

1. All readings above 1GHz are performed with peak and/or average measurements as necessary.
2. Peak measurements: RBW = 1MHz, VBW = 3 MHz, Sweep: Auto.
3. Average measurements: RBW = 1MHz, VBW = 10 Hz, Sweep: Auto.
4. “ * ”, means this data is the worst emission level.
5. Measurement Level = Reading Level + Correct Factor.
6. The average measurement was not performed when the peak measured data under the limit of average detection.

Product : Intel® Wireless-AC 9560
 Test Item : Band Edge
 Test Date : 2018/03/10
 Test Mode : Mode 1 SISO A: Transmit - 802.11n-40BW_15Mbps(2.4G Band) (2452MHz)

RF Radiated Measurement (Vertical):

Channel No.	Frequency (MHz)	Correct Factor (dB)	Reading Level (dBμV)	Emission Level (dBμV /m)	Peak Limit (dBμV /m)	Average Limit (dBμV /m)	Result
09 (Peak)	2444.659	10.484	96.665	107.148	--	--	--
09 (Peak)	2483.500	10.640	53.813	64.454	74.00	54.00	Pass
09 (Peak)	2485.239	10.648	57.045	67.693	74.00	54.00	Pass
09 (Average)	2445.384	10.486	84.610	95.096	--	--	--
09 (Average)	2483.500	10.640	38.507	49.148	74.00	54.00	Pass

Figure Channel 09: Vertical (Peak)**Figure Channel 09: Vertical (Average)**

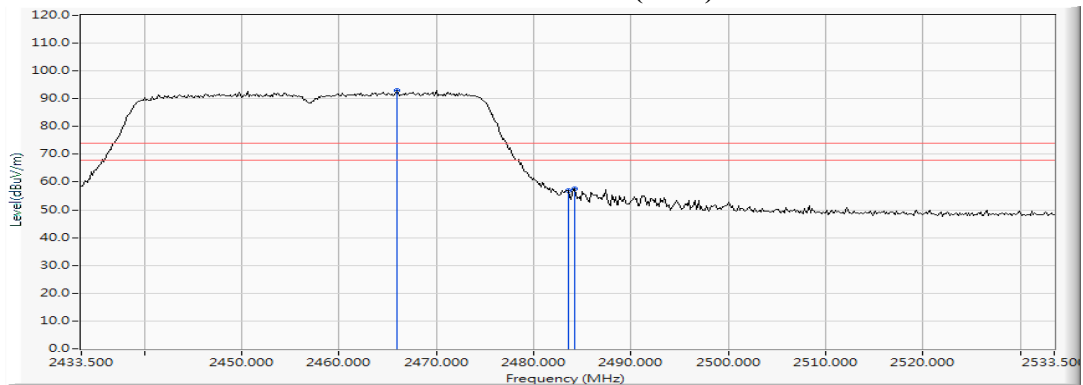
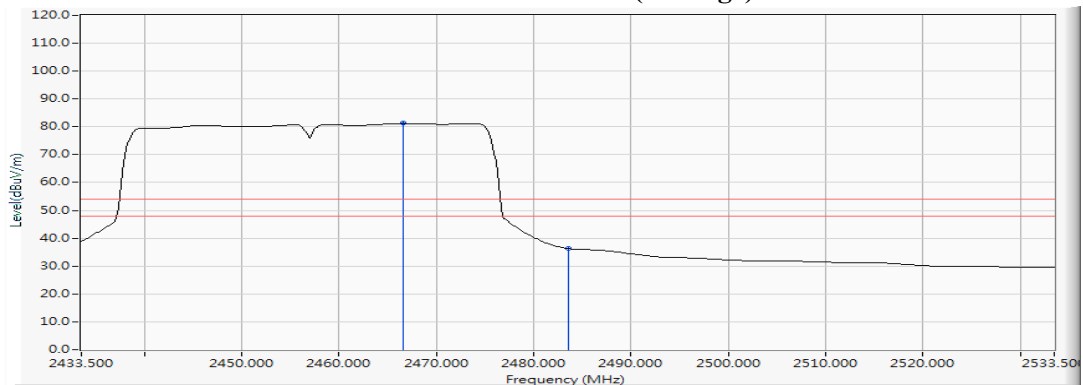
Note:

1. All readings above 1GHz are performed with peak and/or average measurements as necessary.
2. Peak measurements: RBW = 1MHz, VBW = 3 MHz, Sweep: Auto.
3. Average measurements: RBW = 1MHz, VBW = 10 Hz, Sweep: Auto.
4. “ * ”, means this data is the worst emission level.
5. Measurement Level = Reading Level + Correct Factor.
6. The average measurement was not performed when the peak measured data under the limit of average detection.

Product : Intel® Wireless-AC 9560
 Test Item : Band Edge
 Test Date : 2018/03/10
 Test Mode : Mode 1 SISO A: Transmit - 802.11n-40BW_15Mbps(2.4G Band) (2457MHz)

RF Radiated Measurement (Horizontal):

Channel No.	Frequency (MHz)	Correct Factor (dB)	Reading Level (dBμV)	Emission Level (dBμV /m)	Peak Limit (dBμV /m)	Average Limit (dBμV /m)	Result
10 (Peak)	2465.964	10.567	82.307	92.874	--	--	--
10 (Peak)	2483.500	10.640	46.144	56.785	74.00	54.00	Pass
10 (Peak)	2484.225	10.645	46.858	57.502	74.00	54.00	Pass
10 (Average)	2466.543	10.570	70.667	81.237	--	--	--
10 (Average)	2483.500	10.640	25.669	36.310	74.00	54.00	Pass

Figure Channel 10: Horizontal (Peak)

Figure Channel 10: Horizontal (Average)


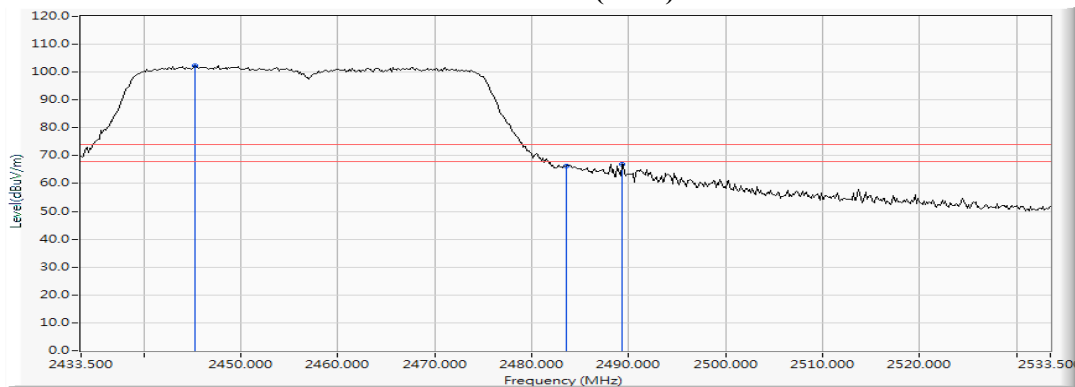
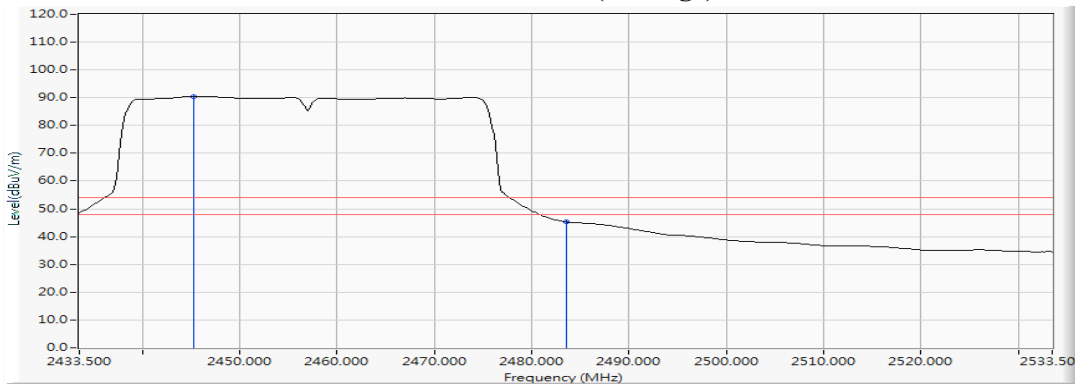
Note:

1. All readings above 1GHz are performed with peak and/or average measurements as necessary.
2. Peak measurements: RBW = 1MHz, VBW = 3 MHz, Sweep: Auto.
3. Average measurements: RBW = 1MHz, VBW = 10 Hz, Sweep: Auto.
4. “ * ”, means this data is the worst emission level.
5. Measurement Level = Reading Level + Correct Factor.
6. The average measurement was not performed when the peak measured data under the limit of average detection.

Product : Intel® Wireless-AC 9560
 Test Item : Band Edge
 Test Date : 2018/03/10
 Test Mode : Mode 1 SISO A: Transmit - 802.11n-40BW_15Mbps(2.4G Band) (2457MHz)

RF Radiated Measurement (Vertical):

Channel No.	Frequency (MHz)	Correct Factor (dB)	Reading Level (dB μ V)	Emission Level (dB μ V /m)	Peak Limit (dB μ V /m)	Average Limit (dB μ V /m)	Result
10 (Peak)	2445.239	10.486	91.971	102.456	--	--	--
10 (Peak)	2483.500	10.640	55.476	66.117	74.00	54.00	Pass
10 (Peak)	2489.297	10.663	56.122	66.786	74.00	54.00	Pass
10 (Average)	2445.239	10.486	79.995	90.480	--	--	--
10 (Average)	2483.500	10.640	34.607	45.248	74.00	54.00	Pass

Figure Channel 10: Vertical (Peak)

Figure Channel 10: Vertical (Average)


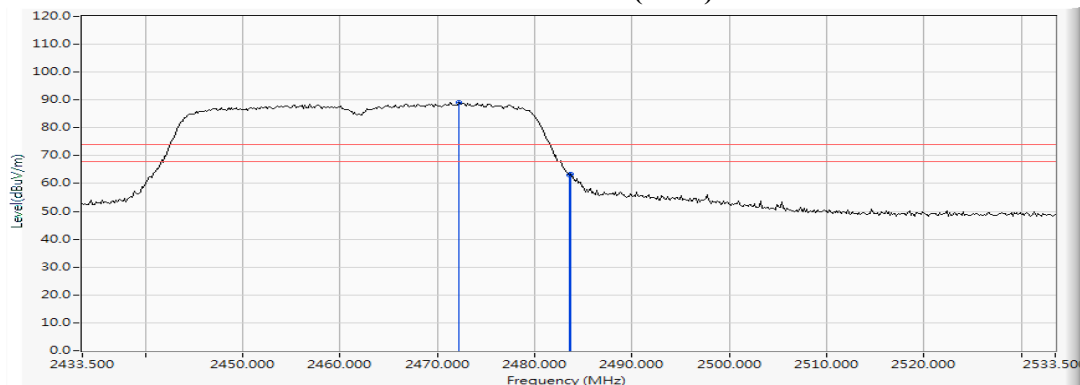
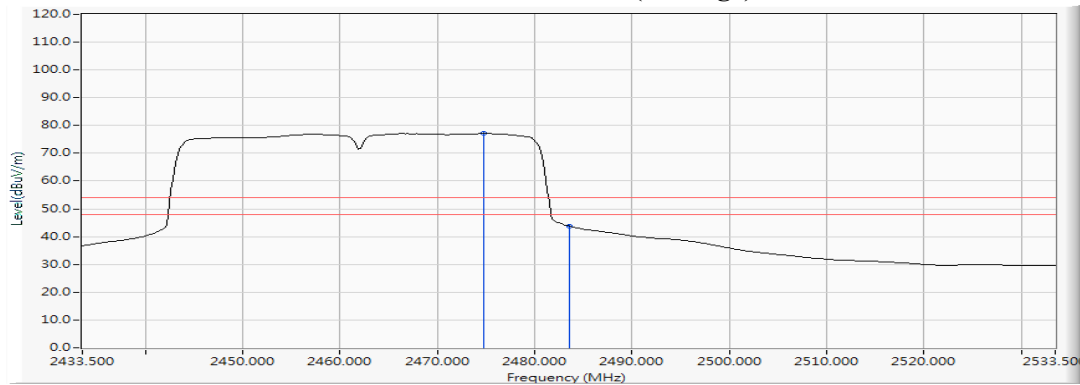
Note:

1. All readings above 1GHz are performed with peak and/or average measurements as necessary.
2. Peak measurements: RBW = 1MHz, VBW = 3 MHz, Sweep: Auto.
3. Average measurements: RBW = 1MHz, VBW = 10 Hz, Sweep: Auto.
4. “ * ”, means this data is the worst emission level.
5. Measurement Level = Reading Level + Correct Factor.
6. The average measurement was not performed when the peak measured data under the limit of average detection.

Product : Intel® Wireless-AC 9560
 Test Item : Band Edge
 Test Date : 2018/03/10
 Test Mode : Mode 1 SISO A: Transmit - 802.11n-40BW_15Mbps(2.4G Band) (2462MHz)

RF Radiated Measurement (Horizontal):

Channel No.	Frequency (MHz)	Correct Factor (dB)	Reading Level (dB μ V)	Emission Level (dB μ V /m)	Peak Limit (dB μ V /m)	Average Limit (dB μ V /m)	Result
11 (Peak)	2472.196	10.596	78.441	89.037	--	--	--
11 (Peak)	2483.500	10.640	52.517	63.158	74.00	54.00	Pass
11 (Peak)	2483.645	10.642	52.883	63.525	74.00	54.00	Pass
11 (Average)	2474.804	10.607	66.579	77.186	--	--	--
11 (Average)	2483.500	10.640	33.126	43.767	74.00	54.00	Pass

Figure Channel 11: Horizontal (Peak)**Figure Channel 11: Horizontal (Average)**

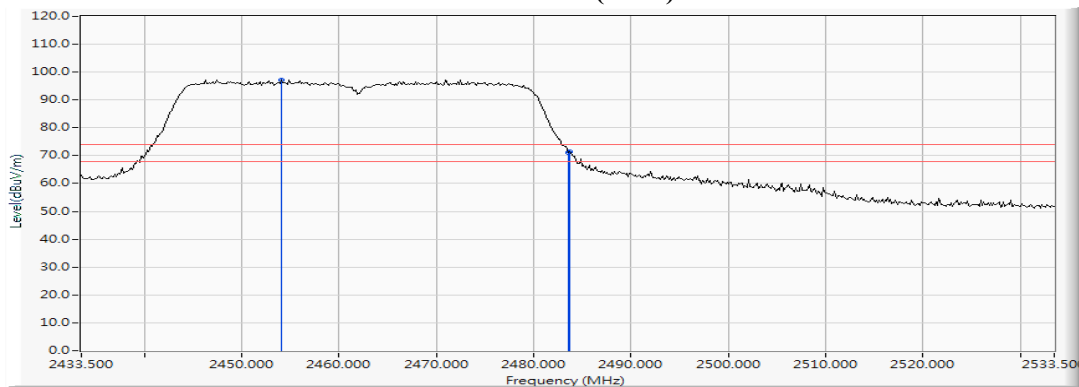
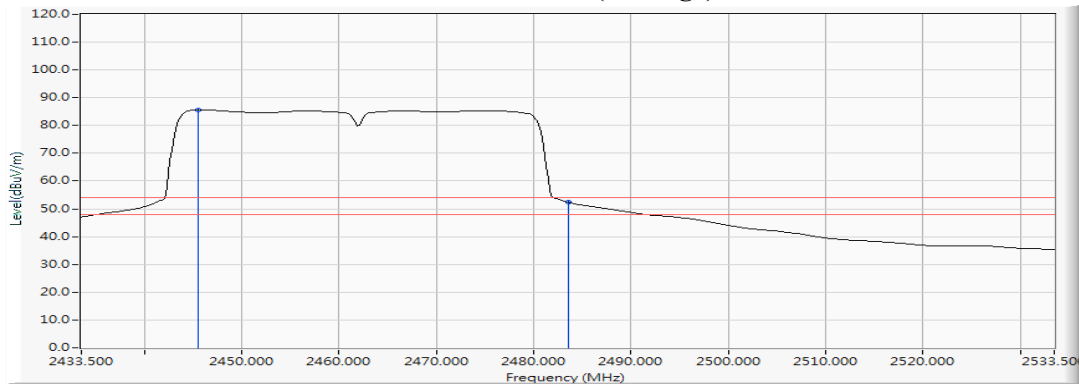
Note:

1. All readings above 1GHz are performed with peak and/or average measurements as necessary.
2. Peak measurements: RBW = 1MHz, VBW = 3 MHz, Sweep: Auto.
3. Average measurements: RBW = 1MHz, VBW = 10 Hz, Sweep: Auto.
4. “ * ”, means this data is the worst emission level.
5. Measurement Level = Reading Level + Correct Factor.
6. The average measurement was not performed when the peak measured data under the limit of average detection.

Product : Intel® Wireless-AC 9560
 Test Item : Band Edge
 Test Date : 2018/03/10
 Test Mode : Mode 1 SISO A: Transmit - 802.11n-40BW_15Mbps(2.4G Band) (2462MHz)

RF Radiated Measurement (Vertical):

Channel No.	Frequency (MHz)	Correct Factor (dB)	Reading Level (dB μ V)	Emission Level (dB μ V /m)	Peak Limit (dB μ V /m)	Average Limit (dB μ V /m)	Result
11 (Peak)	2454.080	10.516	86.576	97.092	--	--	--
11 (Peak)	2483.500	10.640	60.410	71.051	74.00	54.00	Pass
11 (Peak)	2483.645	10.642	60.632	71.274	74.00	54.00	Pass
11 (Average)	2445.529	10.487	75.051	85.537	--	--	--
11 (Average)	2483.500	10.640	41.660	52.301	74.00	54.00	Pass

Figure Channel 11: Vertical (Peak)**Figure Channel 11: Vertical (Average)**

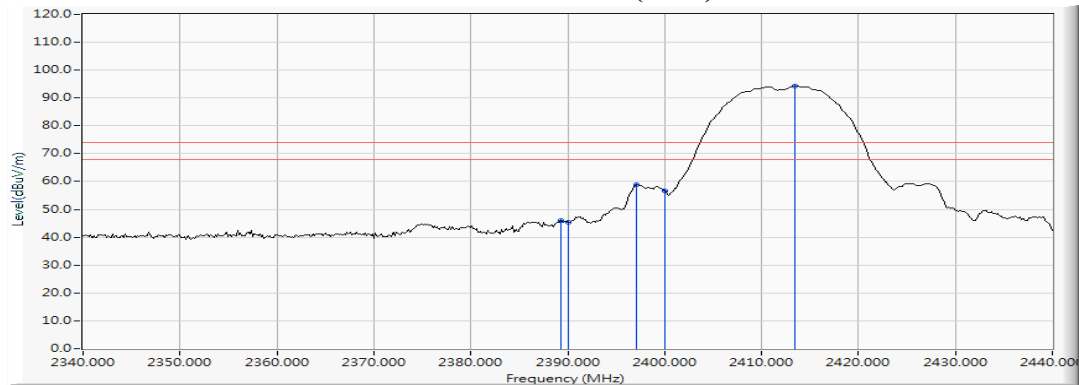
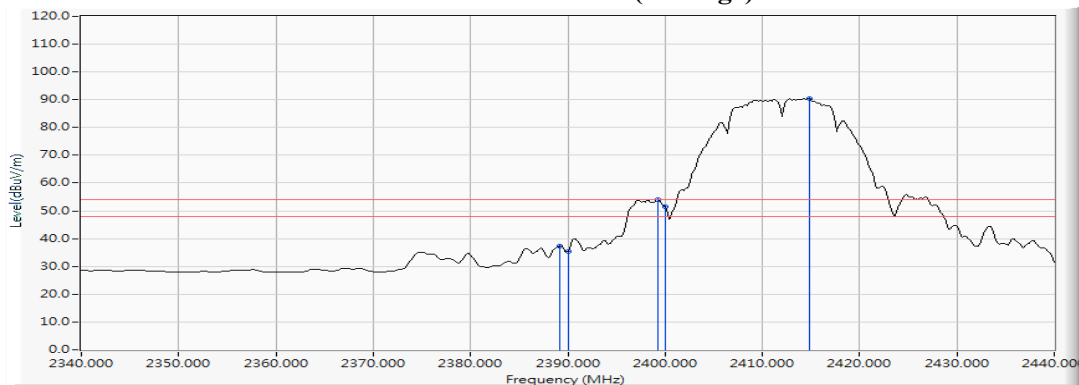
Note:

1. All readings above 1GHz are performed with peak and/or average measurements as necessary.
2. Peak measurements: RBW = 1MHz, VBW = 3 MHz, Sweep: Auto.
3. Average measurements: RBW = 1MHz, VBW = 10 Hz, Sweep: Auto.
4. “ * ”, means this data is the worst emission level.
5. Measurement Level = Reading Level + Correct Factor.
6. The average measurement was not performed when the peak measured data under the limit of average detection.

Product : Intel® Wireless-AC 9560
 Test Item : Band Edge
 Test Date : 2018/03/10
 Test Mode : Mode 2 SISO B: Transmit (802.11b 1Mbps) (2412MHz)

RF Radiated Measurement (Horizontal):

Channel No.	Frequency (MHz)	Correct Factor (dB)	Reading Level (dBμV)	Emission Level (dBμV /m)	Peak Limit (dBμV /m)	Average Limit (dBμV /m)	Result
01 (Peak)	2389.275	10.260	35.673	45.932	74.00	54.00	Pass
01 (Peak)	2390.000	10.262	35.216	45.478	74.00	54.00	Pass
01 (Peak)	2397.101	10.291	48.493	58.784	--	--	--
01 (Peak)	2400.000	10.304	46.227	56.530	--	--	--
01 (Peak)	2413.478	10.358	83.839	94.197	--	--	--
01 (Average)	2389.130	10.259	27.159	37.418	74.00	54.00	Pass
01 (Average)	2390.000	10.262	24.967	35.229	74.00	54.00	Pass
01 (Average)	2399.275	10.300	43.875	54.175	--	--	--
01 (Average)	2400.000	10.304	41.103	51.406	--	--	--
01 (Average)	2414.783	10.363	80.021	90.384	--	--	--

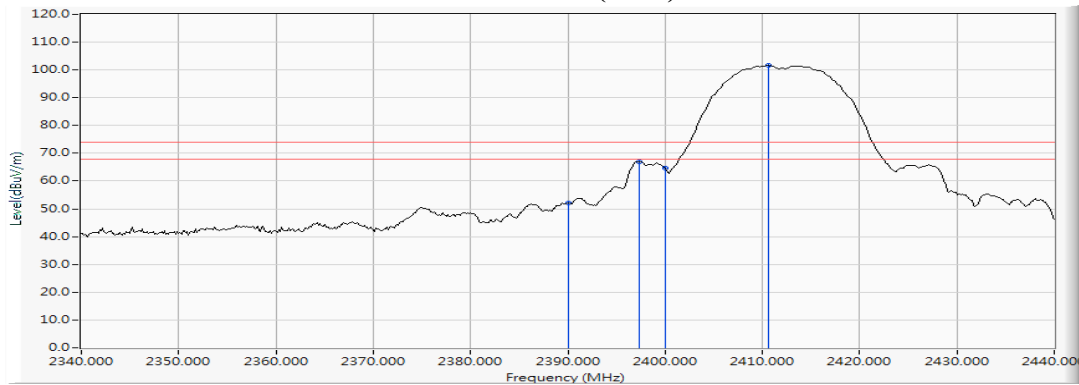
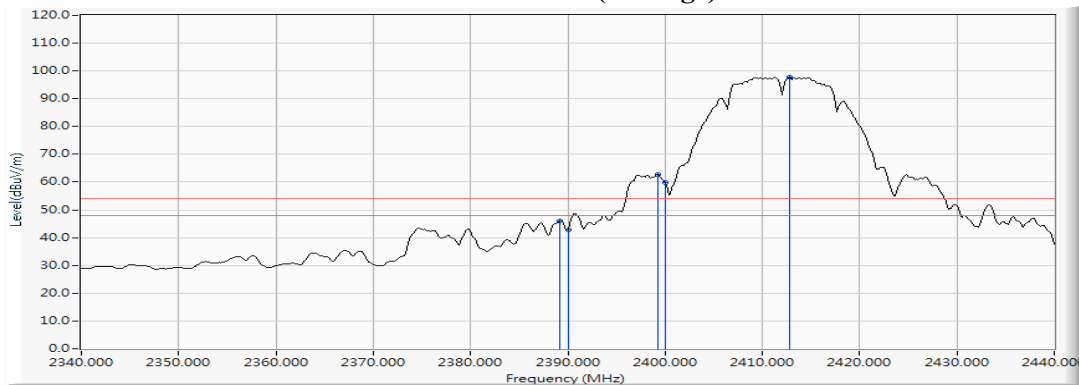
Figure Channel 01: Horizontal (Peak)

Figure Channel 01: Horizontal (Average)


- Note: 1. All readings above 1GHz are performed with peak and/or average measurements as necessary.
 2. Peak measurements: RBW = 1MHz, VBW = 3 MHz, Sweep: Auto.
 3. Average measurements: RBW = 1MHz, VBW = 10 Hz, Sweep: Auto.
 4. “ * ”, means this data is the worst emission level.
 5. Measurement Level = Reading Level + Correct Factor.
 6. The average measurement was not performed when the peak measured data under the limit of average detection.

Product : Intel® Wireless-AC 9560
 Test Item : Band Edge
 Test Date : 2018/03/10
 Test Mode : Mode 2 SISO B: Transmit (802.11b 1Mbps) (2412MHz)

RF Radiated Measurement (Vertical):

Channel No.	Frequency (MHz)	Correct Factor (dB)	Reading Level (dBμV)	Emission Level (dBμV /m)	Peak Limit (dBμV /m)	Average Limit (dBμV /m)	Result
01 (Peak)	2390.000	10.262	41.885	52.147	74.00	54.00	Pass
01 (Peak)	2397.391	10.293	56.649	66.941	--	--	--
01 (Peak)	2400.000	10.304	54.409	64.712	--	--	--
01 (Peak)	2410.580	10.346	91.196	101.542	--	--	--
01 (Average)	2389.130	10.259	35.801	46.060	74.00	54.00	Pass
01 (Average)	2390.000	10.262	32.644	42.906	74.00	54.00	Pass
01 (Average)	2399.275	10.300	52.413	62.713	--	--	--
01 (Average)	2400.000	10.304	49.645	59.948	--	--	--
01 (Average)	2412.754	10.355	87.304	97.659	--	--	--

Figure Channel 01:**Vertical (Peak)****Figure Channel 01:****Vertical (Average)**

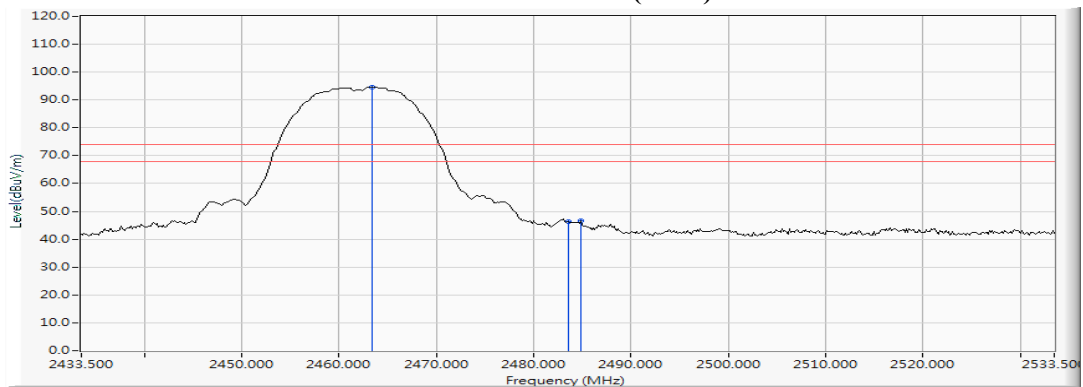
Note:

1. All readings above 1GHz are performed with peak and/or average measurements as necessary.
2. Peak measurements: RBW = 1MHz, VBW = 3 MHz, Sweep: Auto.
3. Average measurements: RBW = 1MHz, VBW = 10 Hz, Sweep: Auto.
4. “ * ”, means this data is the worst emission level.
5. Measurement Level = Reading Level + Correct Factor.
6. The average measurement was not performed when the peak measured data under the limit of average detection.

Product : Intel® Wireless-AC 9560
 Test Item : Band Edge
 Test Date : 2018/03/10
 Test Mode : Mode 2 SISO B: Transmit (802.11b 1Mbps) (2462MHz)

RF Radiated Measurement (Horizontal):

Channel No.	Frequency (MHz)	Correct Factor (dB)	Reading Level (dB μ V)	Emission Level (dB μ V /m)	Peak Limit (dB μ V /m)	Average Limit (dB μ V /m)	Result
11 (Peak)	2463.355	10.555	84.059	94.615	--	--	--
11 (Peak)	2483.500	10.640	35.603	46.244	74.00	54.00	Pass
11 (Peak)	2484.804	10.646	35.991	46.637	74.00	54.00	Pass
11 (Average)	2462.775	10.554	80.267	90.820	--	--	--
11 (Average)	2483.500	10.640	27.969	38.610	74.00	54.00	Pass

Figure Channel 11: Horizontal (Peak)

Figure Channel 11: Horizontal (Average)

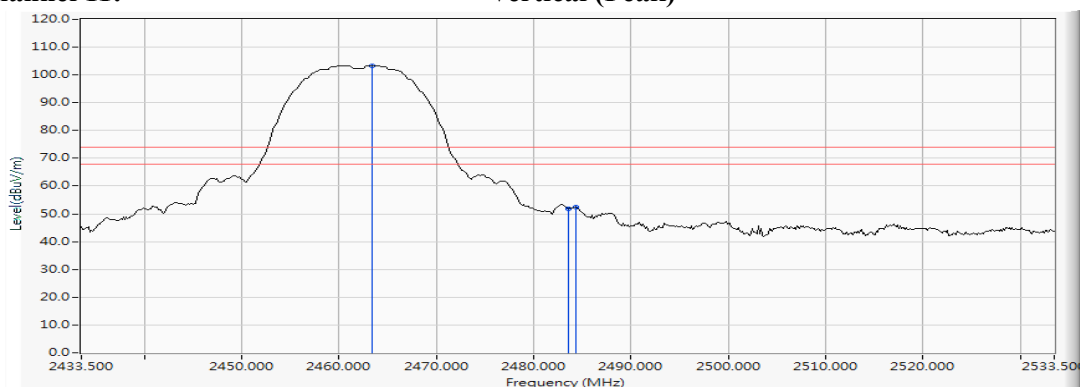
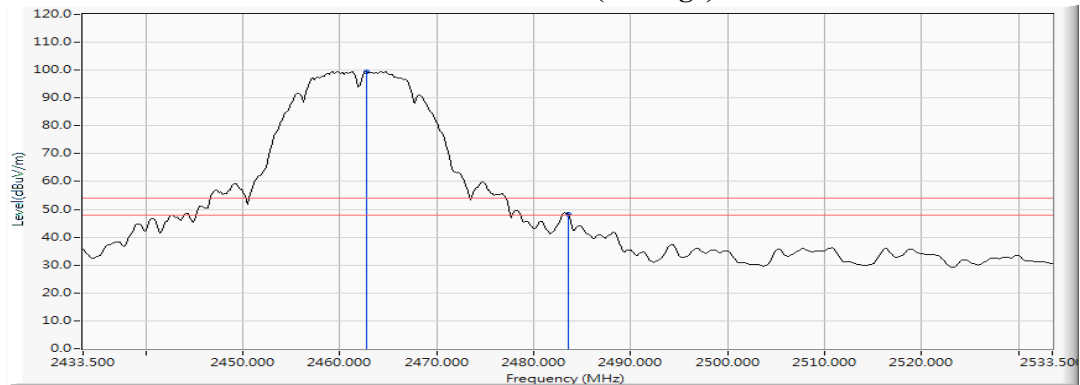

Note:

1. All readings above 1GHz are performed with peak and/or average measurements as necessary.
2. Peak measurements: RBW = 1MHz, VBW = 3 MHz, Sweep: Auto.
3. Average measurements: RBW = 1MHz, VBW = 10 Hz, Sweep: Auto.
4. “ * ”, means this data is the worst emission level.
5. Measurement Level = Reading Level + Correct Factor.
6. The average measurement was not performed when the peak measured data under the limit of average detection.

Product : Intel® Wireless-AC 9560
 Test Item : Band Edge
 Test Date : 2018/03/10
 Test Mode : Mode 2 SISO B: Transmit (802.11b 1Mbps) (2462MHz)

RF Radiated Measurement (Vertical):

Channel No.	Frequency (MHz)	Correct Factor (dB)	Reading Level (dBμV)	Emission Level (dBμV /m)	Peak Limit (dBμV /m)	Average Limit (dBμV /m)	Result
11 (Peak)	2463.355	10.555	92.806	103.362	--	--	--
11 (Peak)	2483.500	10.640	41.227	51.868	74.00	54.00	Pass
11 (Peak)	2484.370	10.645	41.679	52.324	74.00	54.00	Pass
11 (Average)	2462.775	10.554	88.911	99.464	--	--	--
11 (Average)	2483.500	10.640	37.549	48.190	74.00	54.00	Pass

Figure Channel 11: Vertical (Peak)

Figure Channel 11: Vertical (Average)


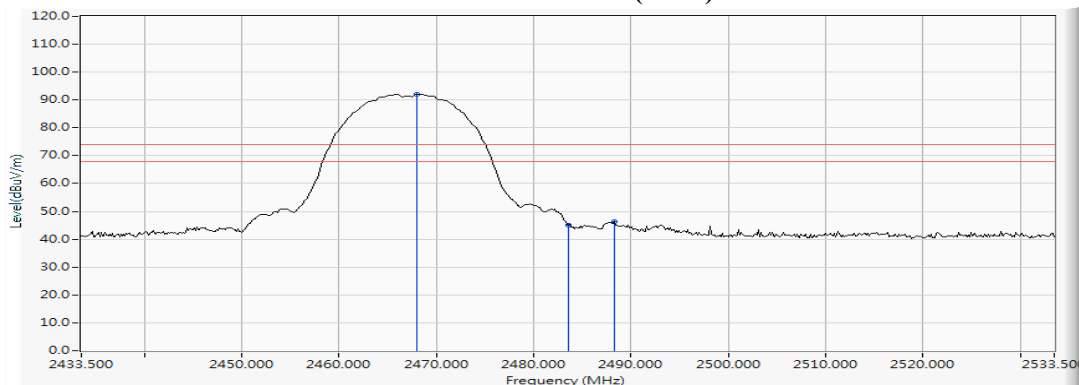
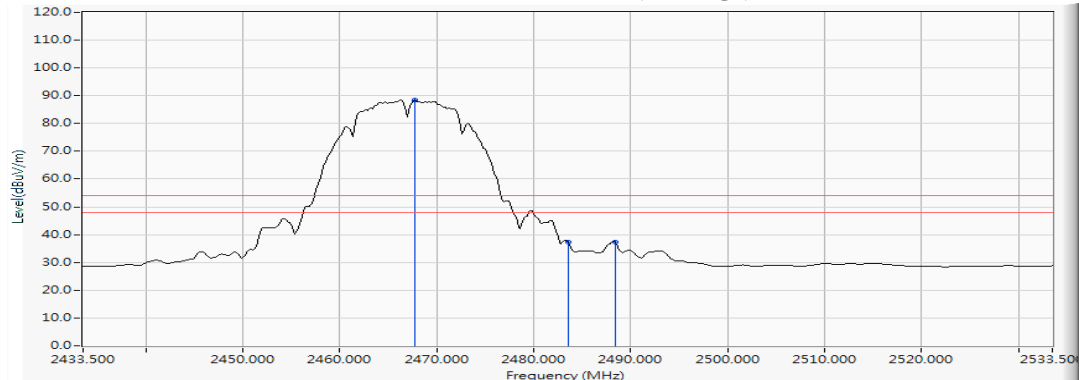
Note:

1. All readings above 1GHz are performed with peak and/or average measurements as necessary.
2. Peak measurements: RBW = 1MHz, VBW = 3 MHz, Sweep: Auto.
3. Average measurements: RBW = 1MHz, VBW = 10 Hz, Sweep: Auto.
4. “ * ”, means this data is the worst emission level.
5. Measurement Level = Reading Level + Correct Factor.
6. The average measurement was not performed when the peak measured data under the limit of average detection.

Product : Intel® Wireless-AC 9560
 Test Item : Band Edge
 Test Date : 2018/03/10
 Test Mode : Mode 2 SISO B: Transmit (802.11b 1Mbps) (2467MHz)

RF Radiated Measurement (Horizontal):

Channel No.	Frequency (MHz)	Correct Factor (dB)	Reading Level (dBμV)	Emission Level (dBμV /m)	Peak Limit (dBμV /m)	Average Limit (dBμV /m)	Result
12 (Peak)	2467.993	10.576	81.481	92.057	--	--	--
12 (Peak)	2483.500	10.640	34.456	45.097	74.00	54.00	Pass
12 (Peak)	2488.283	10.659	35.551	46.211	74.00	54.00	Pass
12 (Average)	2467.703	10.575	77.817	88.392	--	--	--
12 (Average)	2483.500	10.640	26.676	37.317	74.00	54.00	Pass
12 (Average)	2488.428	10.660	26.697	37.357	74.00	54.00	Pass

Figure Channel 12: Horizontal (Peak)

Figure Channel 12: Horizontal (Average)


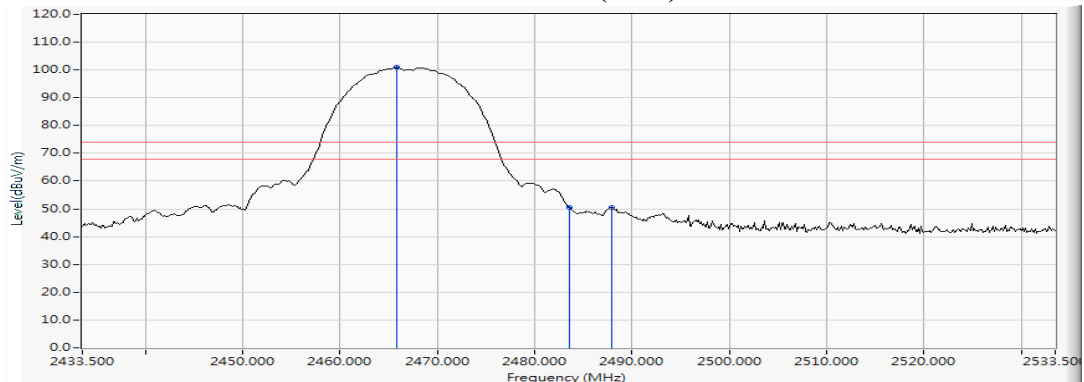
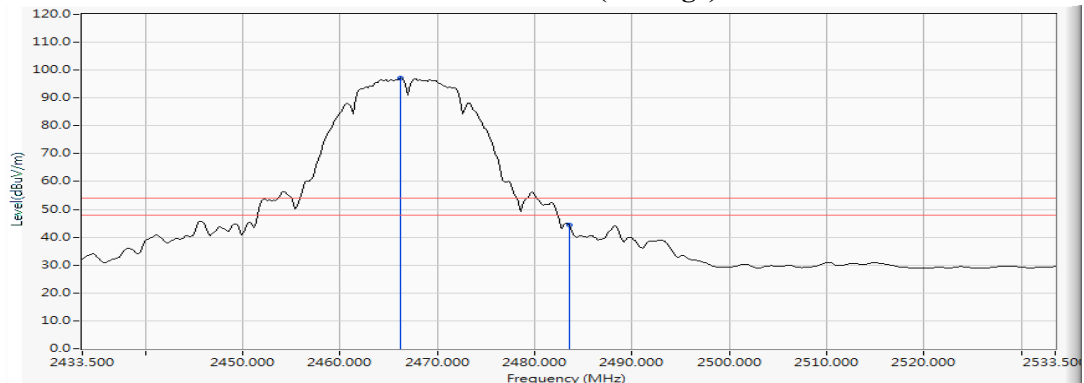
Note:

1. All readings above 1GHz are performed with peak and/or average measurements as necessary.
2. Peak measurements: RBW = 1MHz, VBW = 3 MHz, Sweep: Auto.
3. Average measurements: RBW = 1MHz, VBW = 10 Hz, Sweep: Auto.
4. “ * ”, means this data is the worst emission level.
5. Measurement Level = Reading Level + Correct Factor.
6. The average measurement was not performed when the peak measured data under the limit of average detection.

Product : Intel® Wireless-AC 9560
 Test Item : Band Edge
 Test Date : 2018/03/10
 Test Mode : Mode 2 SISO B: Transmit (802.11b 1Mbps) (2467MHz)

RF Radiated Measurement (Vertical):

Channel No.	Frequency (MHz)	Correct Factor (dB)	Reading Level (dBμV)	Emission Level (dBμV /m)	Peak Limit (dBμV /m)	Average Limit (dBμV /m)	Result
12 (Peak)	2465.819	10.566	90.303	100.870	--	--	--
12 (Peak)	2483.500	10.640	39.710	50.351	74.00	54.00	Pass
12 (Peak)	2487.848	10.658	39.940	50.598	74.00	54.00	Pass
12 (Average)	2466.254	10.568	86.459	97.028	--	--	--
12 (Average)	2483.500	10.640	33.822	44.463	74.00	54.00	Pass

Figure Channel 12: Vertical (Peak)**Figure Channel 12: Vertical (Average)**

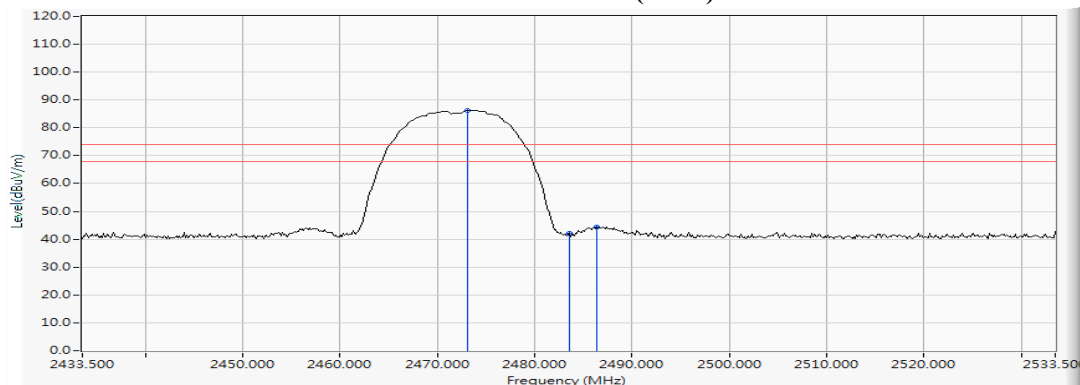
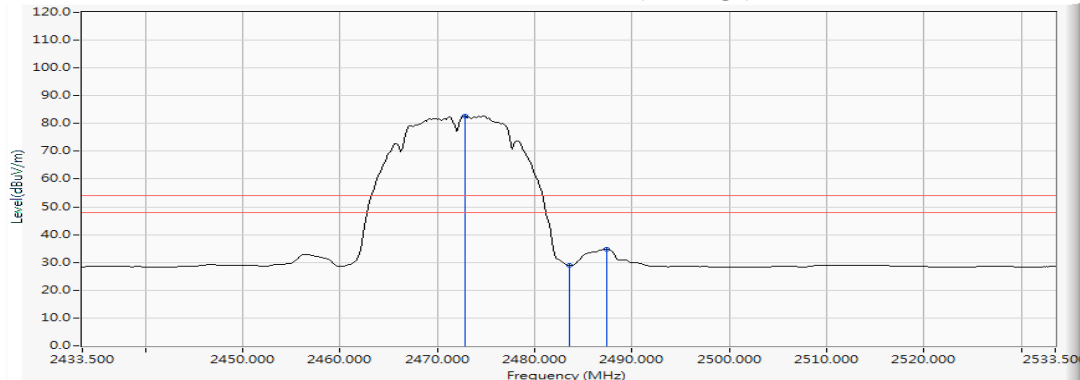
Note:

1. All readings above 1GHz are performed with peak and/or average measurements as necessary.
2. Peak measurements: RBW = 1MHz, VBW = 3 MHz, Sweep: Auto.
3. Average measurements: RBW = 1MHz, VBW = 10 Hz, Sweep: Auto.
4. “ * ”, means this data is the worst emission level.
5. Measurement Level = Reading Level + Correct Factor.
6. The average measurement was not performed when the peak measured data under the limit of average detection.

Product : Intel® Wireless-AC 9560
 Test Item : Band Edge
 Test Date : 2018/03/10
 Test Mode : Mode 2 SISO B: Transmit (802.11b 1Mbps) (2472MHz)

RF Radiated Measurement (Horizontal):

Channel No.	Frequency (MHz)	Correct Factor (dB)	Reading Level (dBμV)	Emission Level (dBμV/m)	Peak Limit (dBμV/m)	Average Limit (dBμV/m)	Result
13 (Peak)	2473.065	10.600	75.628	86.228	--	--	--
13 (Peak)	2483.500	10.640	31.386	42.027	74.00	54.00	Pass
13 (Peak)	2486.399	10.653	33.825	44.477	74.00	54.00	Pass
13 (Average)	2472.775	10.598	72.066	82.664	--	--	--
13 (Average)	2483.500	10.640	18.321	28.962	74.00	54.00	Pass
13 (Average)	2487.413	10.656	24.148	34.804	74.00	54.00	Pass

Figure Channel 13: Horizontal (Peak)

Figure Channel 13: Horizontal (Average)


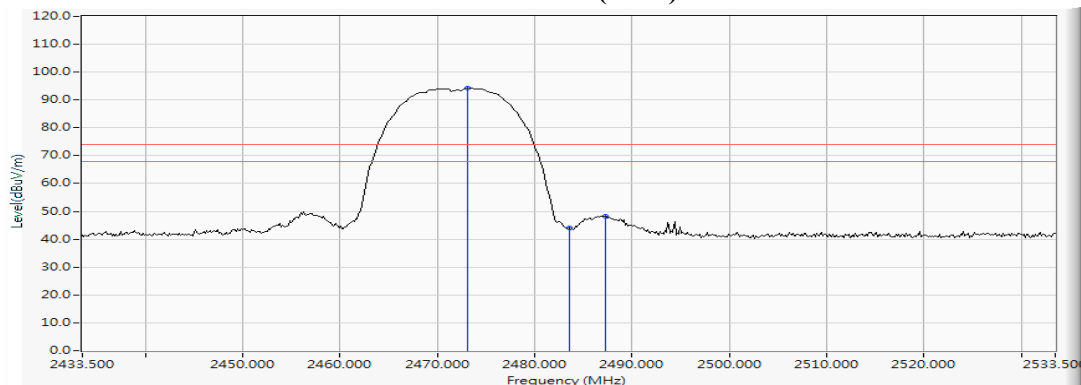
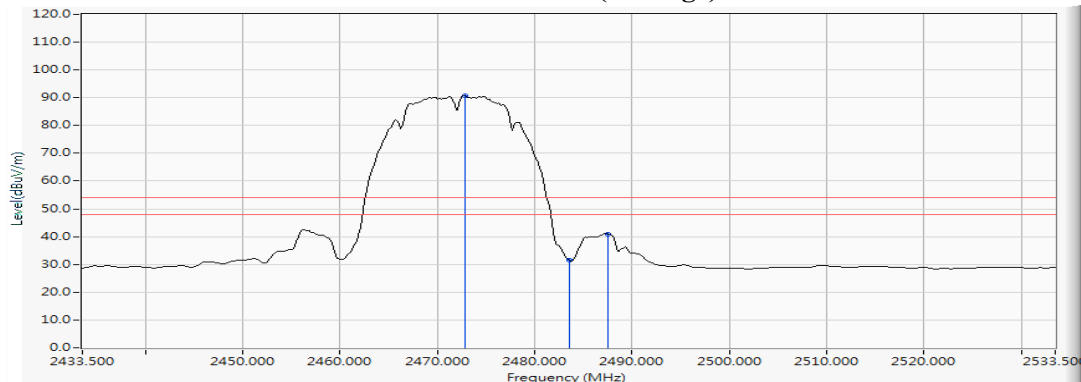
Note:

1. All readings above 1GHz are performed with peak and/or average measurements as necessary.
2. Peak measurements: RBW = 1MHz, VBW = 3 MHz, Sweep: Auto.
3. Average measurements: RBW = 1MHz, VBW = 10 Hz, Sweep: Auto.
4. “ * ”, means this data is the worst emission level.
5. Measurement Level = Reading Level + Correct Factor.
6. The average measurement was not performed when the peak measured data under the limit of average detection.

Product : Intel® Wireless-AC 9560
 Test Item : Band Edge
 Test Date : 2018/03/10
 Test Mode : Mode 2 SISO B: Transmit (802.11b 1Mbps) (2472MHz)

RF Radiated Measurement (Vertical):

Channel No.	Frequency (MHz)	Correct Factor (dB)	Reading Level (dBμV)	Emission Level (dBμV /m)	Peak Limit (dBμV /m)	Average Limit (dBμV /m)	Result
13 (Peak)	2473.065	10.600	83.675	94.275	--	--	--
13 (Peak)	2483.500	10.640	33.468	44.109	74.00	54.00	Pass
13 (Peak)	2487.268	10.655	37.685	48.341	74.00	54.00	Pass
13 (Average)	2472.775	10.598	80.077	90.675	--	--	--
13 (Average)	2483.500	10.640	20.919	31.560	74.00	54.00	Pass
13 (Average)	2487.558	10.657	30.122	40.779	74.00	54.00	Pass

Figure Channel 13: Vertical (Peak)

Figure Channel 13: Vertical (Average)


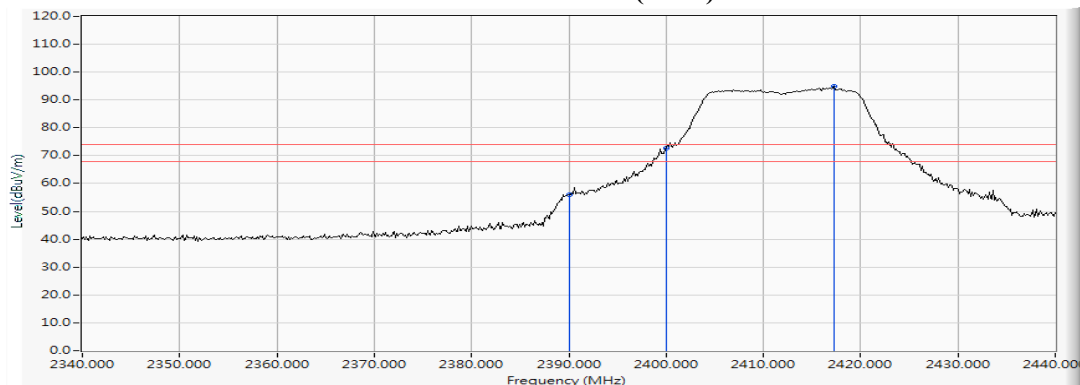
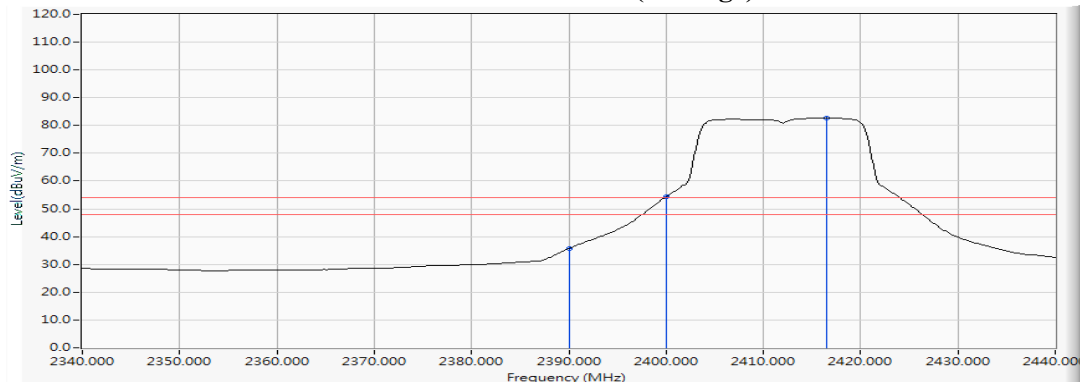
Note:

1. All readings above 1GHz are performed with peak and/or average measurements as necessary.
2. Peak measurements: RBW = 1MHz, VBW = 3 MHz, Sweep: Auto.
3. Average measurements: RBW = 1MHz, VBW = 10 Hz, Sweep: Auto.
4. “ * ”, means this data is the worst emission level.
5. Measurement Level = Reading Level + Correct Factor.
6. The average measurement was not performed when the peak measured data under the limit of average detection.

Product : Intel® Wireless-AC 9560
 Test Item : Band Edge
 Test Date : 2018/03/10
 Test Mode : Mode 2 SISO B: Transmit (802.11g 6Mbps) (2412MHz)

RF Radiated Measurement (Horizontal):

Channel No.	Frequency (MHz)	Correct Factor (dB)	Reading Level (dBμV)	Emission Level (dBμV /m)	Peak Limit (dBμV /m)	Average Limit (dBμV /m)	Result
01 (Peak)	2390.000	10.262	45.647	55.909	74.00	54.00	Pass
01 (Peak)	2400.000	10.304	62.510	72.813	--	--	Pass
01 (Peak)	2417.246	10.373	84.483	94.856	--	--	--
01(Average)	2390.000	10.262	25.465	35.727	74.00	54.00	Pass
01(Average)	2400.000	10.304	44.059	54.362	--	--	Pass
01(Average)	2416.522	10.371	72.307	82.677	--	--	--

Figure Channel 01: Horizontal (Peak)

Figure Channel 01: Horizontal (Average)


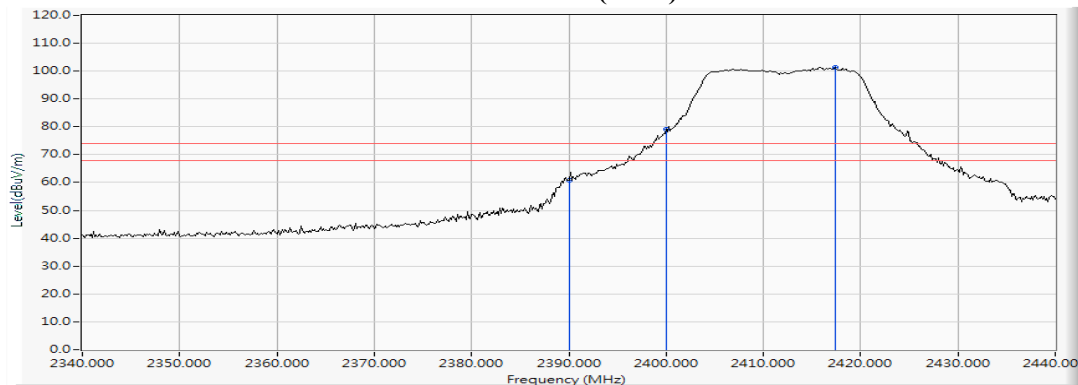
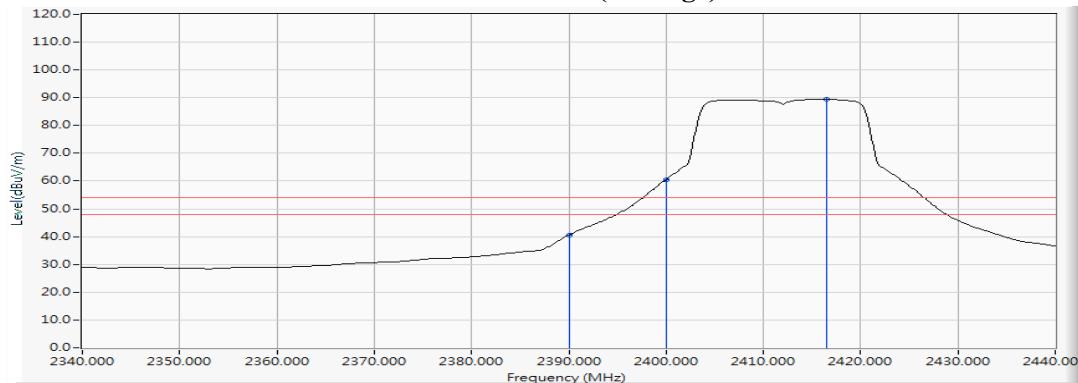
Note:

1. All readings above 1GHz are performed with peak and/or average measurements as necessary.
2. Peak measurements: RBW = 1MHz, VBW = 3 MHz, Sweep: Auto.
3. Average measurements: RBW = 1MHz, VBW = 10 Hz, Sweep: Auto.
4. “ * ”, means this data is the worst emission level.
5. Measurement Level = Reading Level + Correct Factor.
6. The average measurement was not performed when the peak measured data under the limit of average detection.

Product : Intel® Wireless-AC 9560
 Test Item : Band Edge
 Test Date : 2018/03/10
 Test Mode : Mode 2 SISO B: Transmit (802.11g 6Mbps) 2412MHz

RF Radiated Measurement (Vertical):

Channel No.	Frequency (MHz)	Correct Factor (dB)	Reading Level (dB μ V)	Emission Level (dB μ V /m)	Peak Limit (dB μ V /m)	Average Limit (dB μ V /m)	Result
01 (Peak)	2390.000	10.262	50.662	60.924	74.00	54.00	Pass
01 (Peak)	2400.000	10.304	68.704	79.007	--	--	--
01 (Peak)	2417.391	10.374	90.885	101.258	--	--	--
01 (Average)	2390.000	10.262	30.339	40.601	74.00	54.00	Pass
01 (Average)	2400.000	10.304	50.294	60.597	--	--	--
01 (Average)	2416.522	10.371	79.015	89.385	--	--	--

Figure Channel 01: Vertical (Peak)**Figure Channel 01: Vertical (Average)**

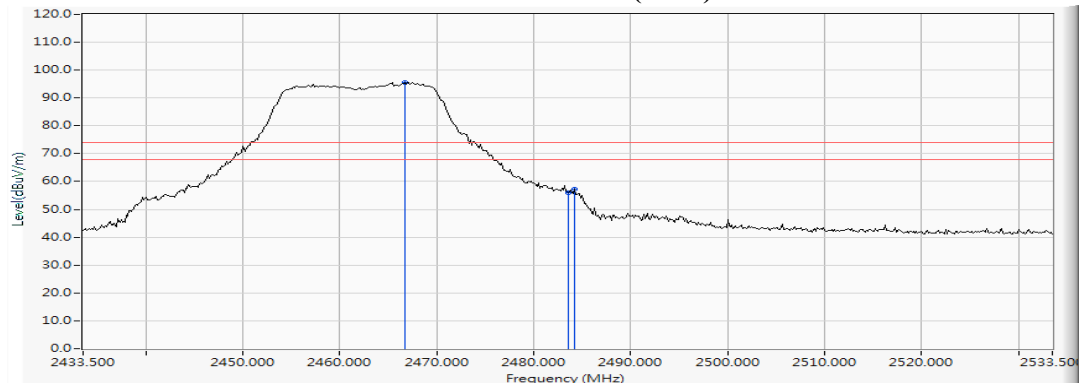
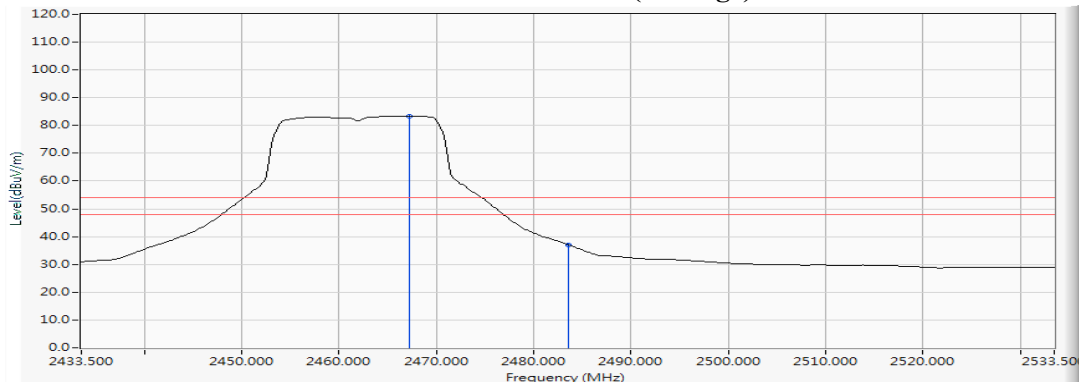
Note:

1. All readings above 1GHz are performed with peak and/or average measurements as necessary.
2. Peak measurements: RBW = 1MHz, VBW = 3 MHz, Sweep: Auto.
3. Average measurements: RBW = 1MHz, VBW = 10 Hz, Sweep: Auto.
4. “ * ”, means this data is the worst emission level.
5. Measurement Level = Reading Level + Correct Factor.
6. The average measurement was not performed when the peak measured data under the limit of average detection.

Product : Intel® Wireless-AC 9560
 Test Item : Band Edge
 Test Date : 2018/03/10
 Test Mode : Mode 2 SISO B: Transmit (802.11g 6Mbps) (2462MHz)

RF Radiated Measurement (Horizontal):

Channel No.	Frequency (MHz)	Correct Factor (dB)	Reading Level (dBμV)	Emission Level (dBμV /m)	Peak Limit (dBμV /m)	Average Limit (dBμV /m)	Result
11 (Peak)	2466.688	10.570	85.083	95.654	--	--	--
11 (Peak)	2483.500	10.640	45.444	56.085	74.00	54.00	Pass
11 (Peak)	2484.225	10.645	46.510	57.154	74.00	54.00	Pass
11 (Average)	2467.268	10.574	72.891	83.464	--	--	--
11 (Average)	2483.500	10.640	26.517	37.158	74.00	54.00	Pass

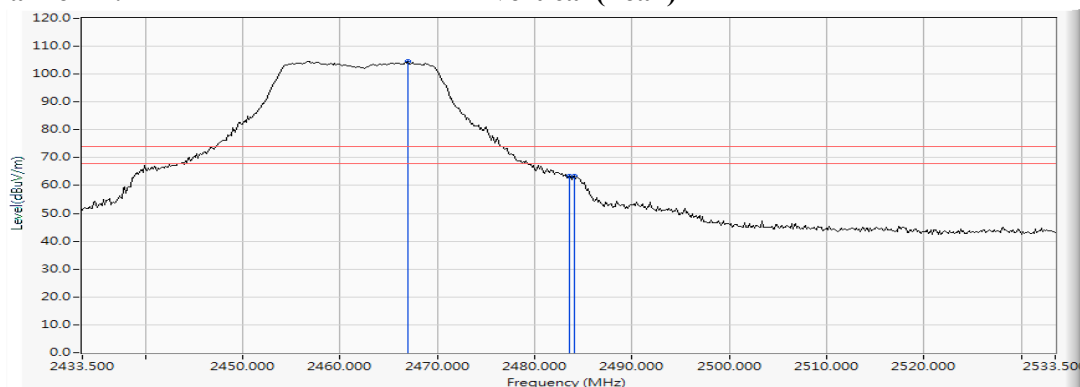
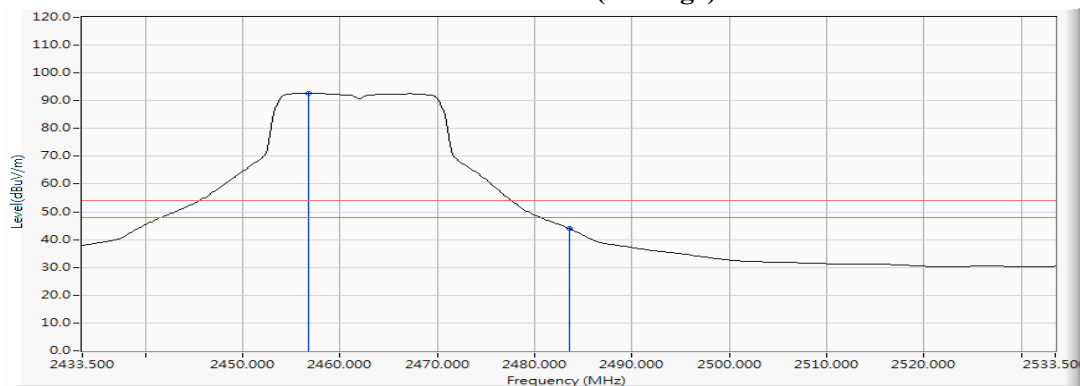
Figure Channel 11: Horizontal (Peak)**Figure Channel 11: Horizontal (Average)****Note:**

1. All readings above 1GHz are performed with peak and/or average measurements as necessary.
2. Peak measurements: RBW = 1MHz, VBW = 3 MHz, Sweep: Auto.
3. Average measurements: RBW = 1MHz, VBW = 10 Hz, Sweep: Auto.
4. “ * ”, means this data is the worst emission level.
5. Measurement Level = Reading Level + Correct Factor.
6. The average measurement was not performed when the peak measured data under the limit of average detection.

Product : Intel® Wireless-AC 9560
 Test Item : Band Edge
 Test Date : 2018/03/10
 Test Mode : Mode 2 SISO B: Transmit (802.11g 6Mbps) (2462MHz)

RF Radiated Measurement (Vertical):

Channel No.	Frequency (MHz)	Correct Factor (dB)	Reading Level (dB μ V)	Emission Level (dB μ V /m)	Peak Limit (dB μ V /m)	Average Limit (dB μ V /m)	Result
11 (Peak)	2466.978	10.572	94.066	104.638	--	--	--
11 (Peak)	2483.500	10.640	52.599	63.240	74.00	54.00	Pass
11 (Peak)	2484.080	10.644	52.729	63.372	74.00	54.00	Pass
11 (Average)	2456.688	10.526	82.259	92.785	--	--	--
11 (Average)	2483.500	10.640	33.347	43.988	74.00	54.00	Pass

Figure Channel 11: Vertical (Peak)**Figure Channel 11: Vertical (Average)**

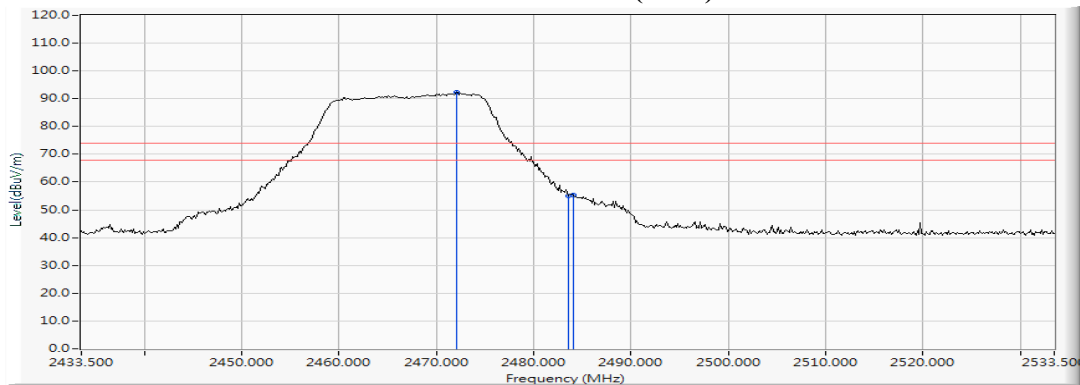
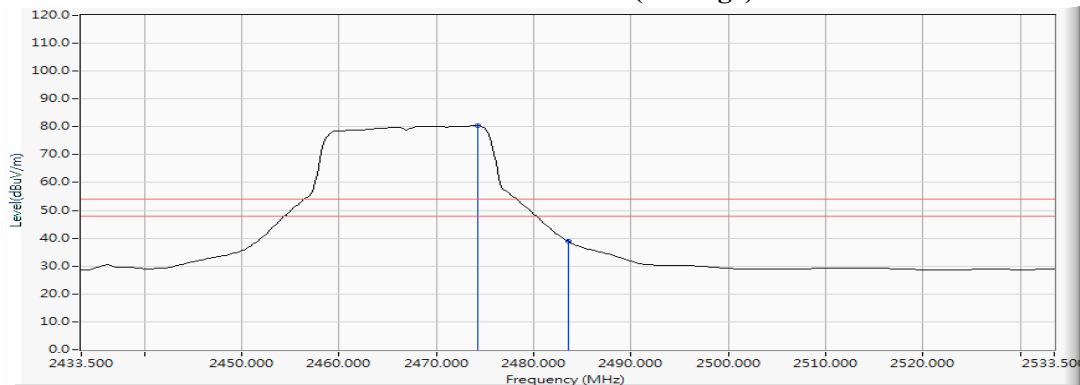
Note:

1. All readings above 1GHz are performed with peak and/or average measurements as necessary.
2. Peak measurements: RBW = 1MHz, VBW = 3 MHz, Sweep: Auto.
3. Average measurements: RBW = 1MHz, VBW = 10 Hz, Sweep: Auto.
4. “ * ”, means this data is the worst emission level.
5. Measurement Level = Reading Level + Correct Factor.
6. The average measurement was not performed when the peak measured data under the limit of average detection.

Product : Intel® Wireless-AC 9560
 Test Item : Band Edge
 Test Date : 2018/03/10
 Test Mode : Mode 2 SISO B: Transmit (802.11g 6Mbps) (2467MHz)

RF Radiated Measurement (Horizontal):

Channel No.	Frequency (MHz)	Correct Factor (dB)	Reading Level (dBμV)	Emission Level (dBμV /m)	Peak Limit (dBμV /m)	Average Limit (dBμV /m)	Result
12 (Peak)	2472.051	10.596	81.655	92.250	--	--	--
12 (Peak)	2483.500	10.640	44.532	55.173	74.00	54.00	Pass
12 (Peak)	2484.080	10.644	44.638	55.281	74.00	54.00	Pass
12 (Average)	2474.225	10.605	69.779	80.384	--	--	--
12 (Average)	2483.500	10.640	28.185	38.826	74.00	54.00	Pass

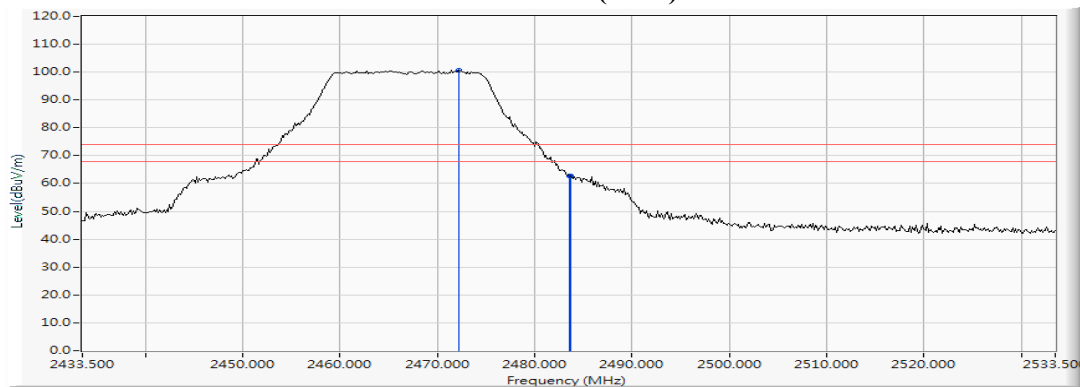
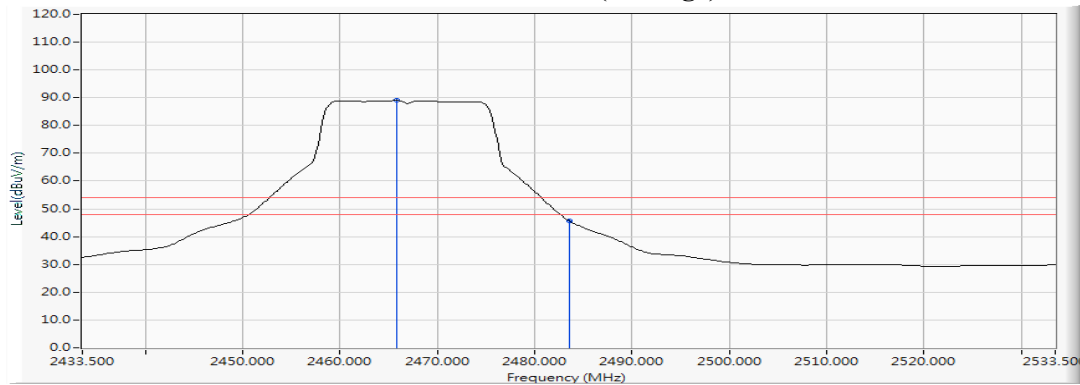
Figure Channel 12: Horizontal (Peak)

Figure Channel 12: Horizontal (Average)

Note:

1. All readings above 1GHz are performed with peak and/or average measurements as necessary.
2. Peak measurements: RBW = 1MHz, VBW = 3 MHz, Sweep: Auto.
3. Average measurements: RBW = 1MHz, VBW = 10 Hz, Sweep: Auto.
4. “ * ”, means this data is the worst emission level.
5. Measurement Level = Reading Level + Correct Factor.
6. The average measurement was not performed when the peak measured data under the limit of average detection.

Product : Intel® Wireless-AC 9560
 Test Item : Band Edge
 Test Date : 2018/03/10
 Test Mode : Mode 2 SISO B: Transmit (802.11g 6Mbps) (2467MHz)

RF Radiated Measurement (Vertical):

Channel No.	Frequency (MHz)	Correct Factor (dB)	Reading Level (dBμV)	Emission Level (dBμV /m)	Peak Limit (dBμV /m)	Average Limit (dBμV /m)	Result
12 (Peak)	2472.196	10.596	89.994	100.590	--	--	--
12 (Peak)	2483.500	10.640	52.054	62.695	74.00	54.00	Pass
12 (Peak)	2483.645	10.642	52.140	62.782	74.00	54.00	Pass
12 (Average)	2465.819	10.566	78.439	89.006	--	--	--
12 (Average)	2483.500	10.640	35.062	45.703	74.00	54.00	Pass

Figure Channel 12: Vertical (Peak)**Figure Channel 12: Vertical (Average)**

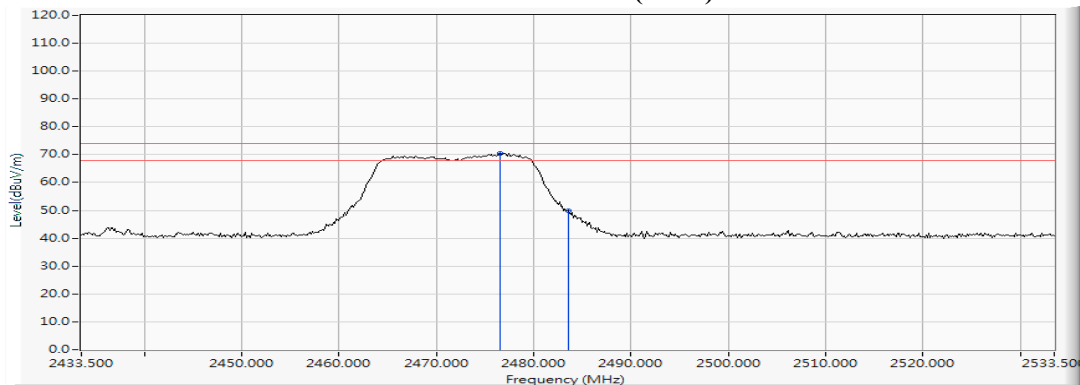
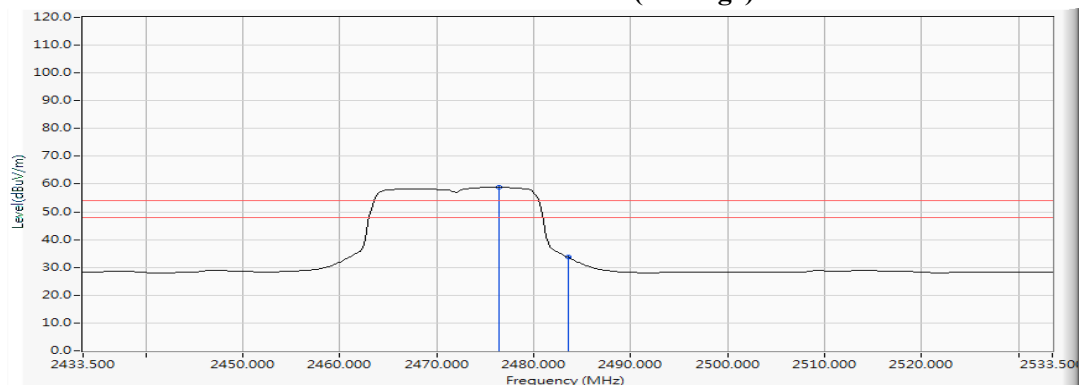
Note:

1. All readings above 1GHz are performed with peak and/or average measurements as necessary.
2. Peak measurements: RBW = 1MHz, VBW = 3 MHz, Sweep: Auto.
3. Average measurements: RBW = 1MHz, VBW = 10 Hz, Sweep: Auto.
4. “ * ”, means this data is the worst emission level.
5. Measurement Level = Reading Level + Correct Factor.
6. The average measurement was not performed when the peak measured data under the limit of average detection.

Product : Intel® Wireless-AC 9560
 Test Item : Band Edge
 Test Date : 2018/03/10
 Test Mode : Mode 2 SISO B: Transmit (802.11g 6Mbps) (2472MHz)

RF Radiated Measurement (Horizontal):

Channel No.	Frequency (MHz)	Correct Factor (dB)	Reading Level (dBμV)	Emission Level (dBμV /m)	Peak Limit (dBμV /m)	Average Limit (dBμV /m)	Result
13 (Peak)	2476.543	10.614	59.964	70.578	--	--	--
13 (Peak)	2483.500	10.640	39.328	49.969	74.00	54.00	Pass
13 (Average)	2476.399	10.614	48.219	58.832	--	--	--
13 (Average)	2483.500	10.640	22.989	33.630	74.00	54.00	Pass

Figure Channel 13: Horizontal (Peak)

Figure Channel 13: Horizontal (Average)


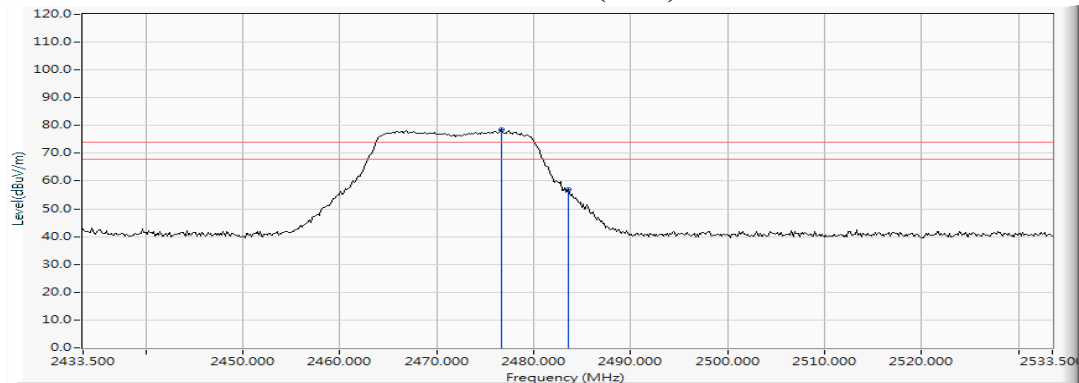
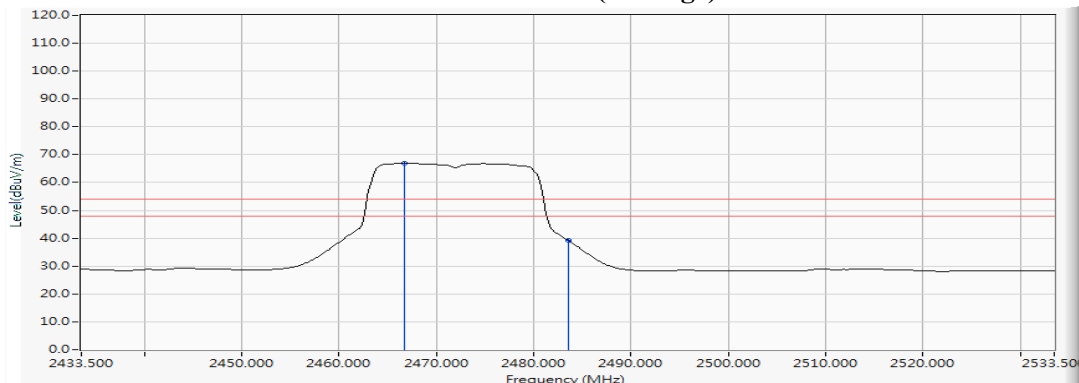
Note:

1. All readings above 1GHz are performed with peak and/or average measurements as necessary.
2. Peak measurements: RBW = 1MHz, VBW = 3 MHz, Sweep: Auto.
3. Average measurements: RBW = 1MHz, VBW = 10 Hz, Sweep: Auto.
4. “ * ”, means this data is the worst emission level.
5. Measurement Level = Reading Level + Correct Factor.
6. The average measurement was not performed when the peak measured data under the limit of average detection.

Product : Intel® Wireless-AC 9560
 Test Item : Band Edge
 Test Date : 2018/03/10
 Test Mode : Mode 2 SISO B: Transmit (802.11g 6Mbps) (2472MHz)

RF Radiated Measurement (Vertical):

Channel No.	Frequency (MHz)	Correct Factor (dB)	Reading Level (dB μ V)	Emission Level (dB μ V /m)	Peak Limit (dB μ V /m)	Average Limit (dB μ V /m)	Result
13 (Peak)	2476.688	10.615	67.890	78.505	--	--	--
13 (Peak)	2483.500	10.640	46.189	56.830	74.00	54.00	Pass
13 (Average)	2466.688	10.570	56.330	66.901	--	--	--
13 (Average)	2483.500	10.640	28.596	39.237	74.00	54.00	Pass

Figure Channel 13: Vertical (Peak)**Figure Channel 13: Vertical (Average)**

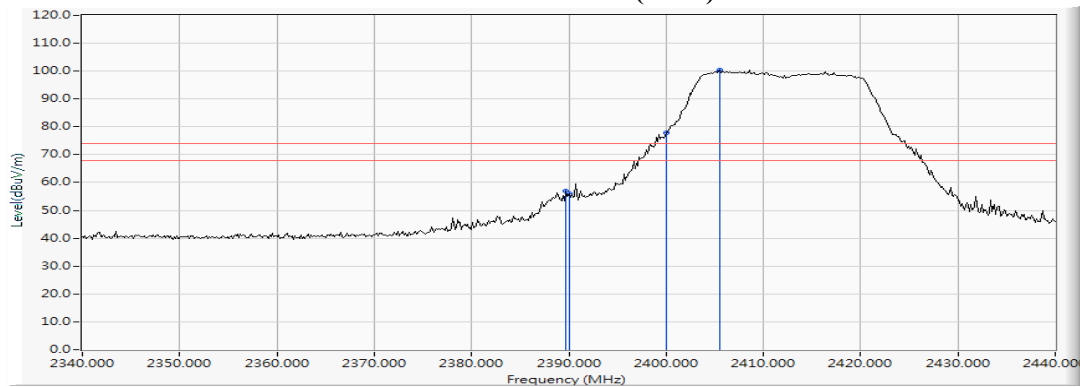
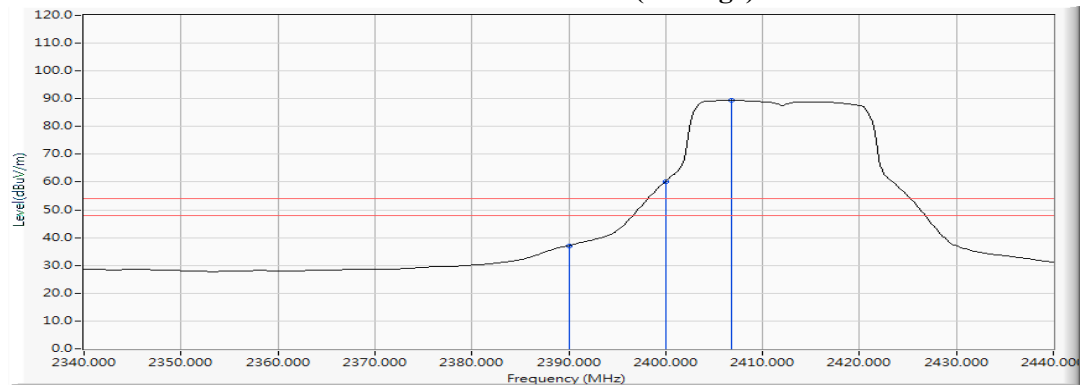
Note:

1. All readings above 1GHz are performed with peak and/or average measurements as necessary.
2. Peak measurements: RBW = 1MHz, VBW = 3 MHz, Sweep: Auto.
3. Average measurements: RBW = 1MHz, VBW = 10 Hz, Sweep: Auto.
4. “ * ”, means this data is the worst emission level.
5. Measurement Level = Reading Level + Correct Factor.
6. The average measurement was not performed when the peak measured data under the limit of average detection.

Product : Intel® Wireless-AC 9560
 Test Item : Band Edge
 Test Date : 2018/03/10
 Test Mode : Mode 2 SISO B: Transmit - 802.11n-20BW_7.2Mbps(2.4G Band) (2412MHz)

RF Radiated Measurement (Horizontal):

Channel No.	Frequency (MHz)	Correct Factor (dB)	Reading Level (dBμV)	Emission Level (dBμV /m)	Peak Limit (dBμV /m)	Average Limit (dBμV /m)	Result
01 (Peak)	2389.710	10.261	46.730	56.991	74.00	54.00	Pass
01 (Peak)	2390.000	10.262	45.776	56.038	74.00	54.00	Pass
01 (Peak)	2400.000	10.304	67.500	77.803	--	--	--
01 (Peak)	2405.507	10.326	90.167	100.493	--	--	--
01 (Average)	2390.000	10.262	26.886	37.148	74.00	54.00	Pass
01 (Average)	2400.000	10.304	49.978	60.281	--	--	--
01 (Average)	2406.812	10.331	79.158	89.489	--	--	--

Figure Channel 01: Horizontal (Peak)**Figure Channel 01: Horizontal (Average)**

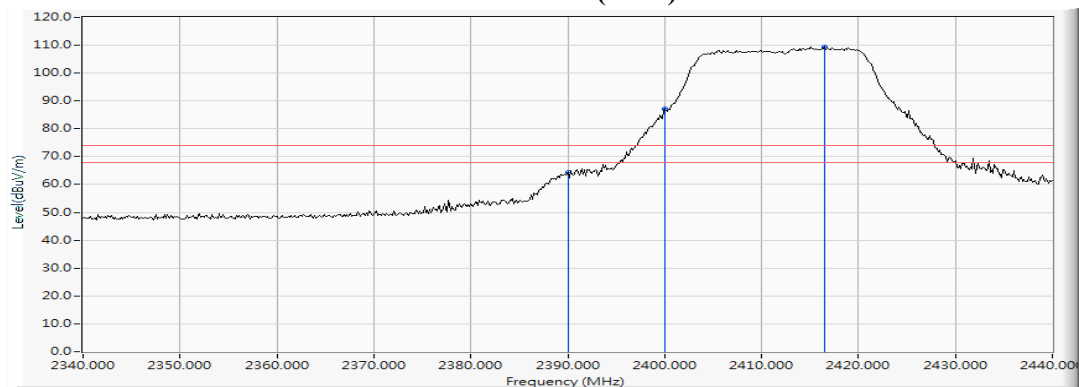
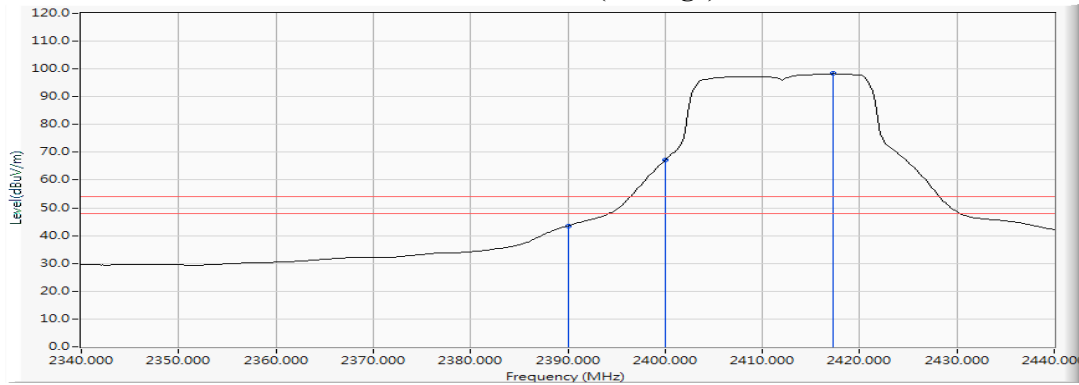
Note:

1. All readings above 1GHz are performed with peak and/or average measurements as necessary.
2. Peak measurements: RBW = 1MHz, VBW = 3 MHz, Sweep: Auto.
3. Average measurements: RBW = 1MHz, VBW = 10 Hz, Sweep: Auto.
4. “ * ”, means this data is the worst emission level.
5. Measurement Level = Reading Level + Correct Factor.
6. The average measurement was not performed when the peak measured data under the limit of average detection.

Product : Intel® Wireless-AC 9560
 Test Item : Band Edge
 Test Date : 2018/03/10
 Test Mode : Mode 2 SISO B: Transmit - 802.11n-20BW_7.2Mbps(2.4G Band) (2412MHz)

RF Radiated Measurement (Vertical):

Channel No.	Frequency (MHz)	Correct Factor (dB)	Reading Level (dB μ V)	Emission Level (dB μ V /m)	Peak Limit (dB μ V /m)	Average Limit (dB μ V /m)	Result
01 (Peak)	2390.000	10.262	54.097	64.359	74.00	54.00	Pass
01 (Peak)	2400.000	10.304	76.733	87.036	--	--	--
01 (Peak)	2416.522	10.371	99.106	109.476	--	--	--
01 (Average)	2390.000	10.262	33.294	43.556	74.00	54.00	Pass
01 (Average)	2400.000	10.304	56.865	67.168	--	--	--
01 (Average)	2417.246	10.373	87.923	98.296	--	--	--

Figure Channel 01: Vertical (Peak)**Figure Channel 01: Vertical (Average)**

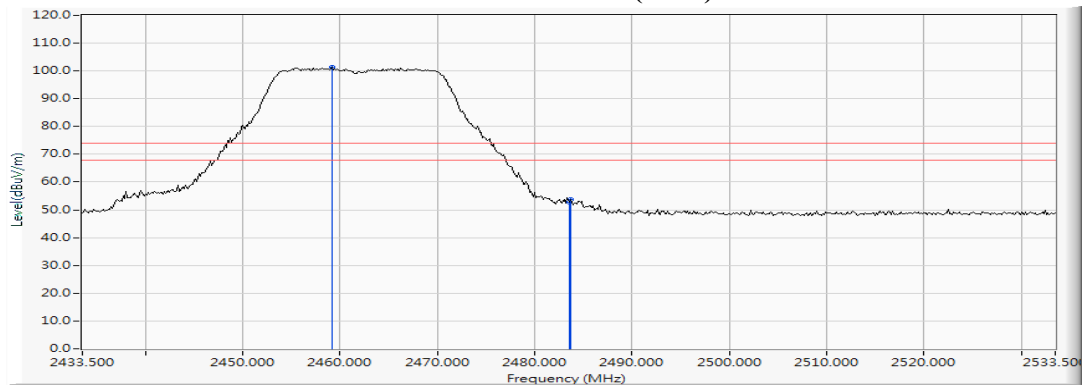
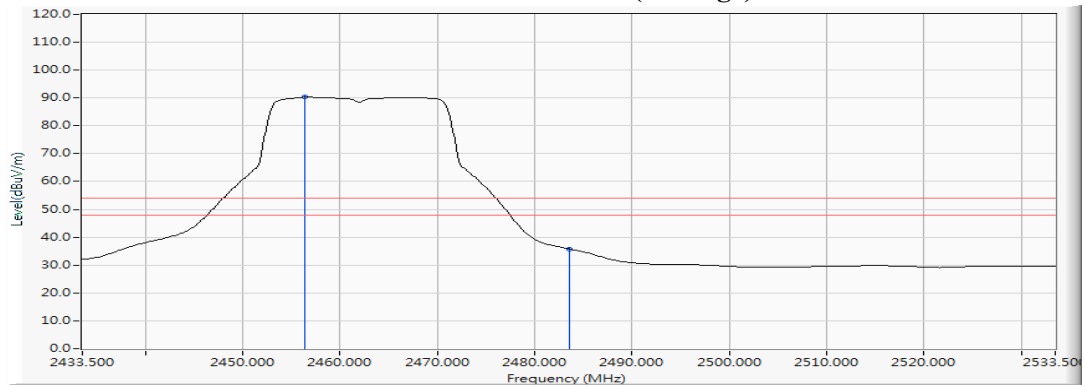
Note:

1. All readings above 1GHz are performed with peak and/or average measurements as necessary.
2. Peak measurements: RBW = 1MHz, VBW = 3 MHz, Sweep: Auto.
3. Average measurements: RBW = 1MHz, VBW = 10 Hz, Sweep: Auto.
4. “ * ”, means this data is the worst emission level.
5. Measurement Level = Reading Level + Correct Factor.
6. The average measurement was not performed when the peak measured data under the limit of average detection.

Product : Intel® Wireless-AC 9560
 Test Item : Band Edge
 Test Date : 2018/03/10
 Test Mode : Mode 2 SISO B: Transmit - 802.11n-20BW_7.2Mbps(2.4G Band) (2462MHz)

RF Radiated Measurement (Horizontal):

Channel No.	Frequency (MHz)	Correct Factor (dB)	Reading Level (dB μ V)	Emission Level (dB μ V /m)	Peak Limit (dB μ V /m)	Average Limit (dB μ V /m)	Result
11 (Peak)	2459.152	10.537	90.800	101.337	--	--	--
11 (Peak)	2483.500	10.640	42.129	52.770	74.00	54.00	Pass
11 (Peak)	2483.645	10.642	42.931	53.573	74.00	54.00	Pass
11 (Average)	2456.399	10.525	79.750	90.275	--	--	--
11 (Average)	2483.500	10.640	25.188	35.829	74.00	54.00	Pass

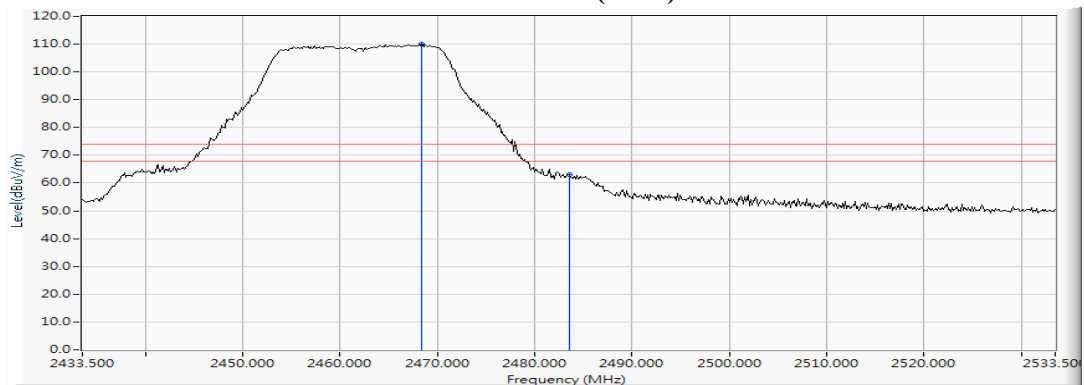
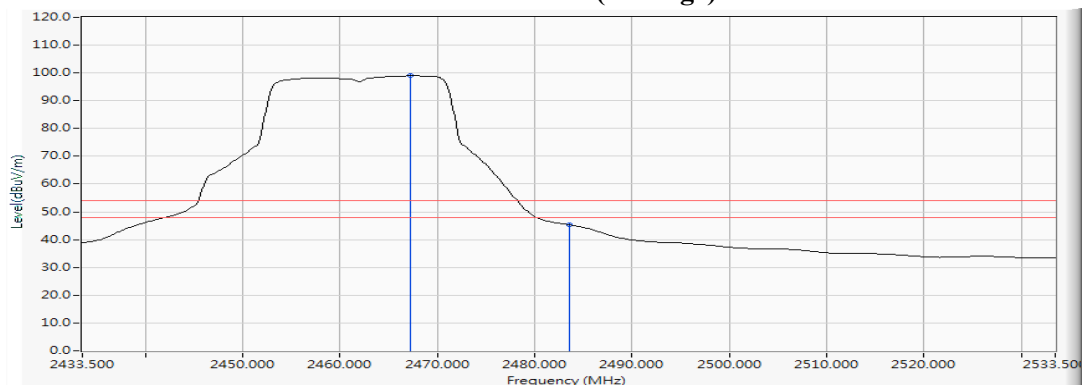
Figure Channel 11: Horizontal (Peak)**Figure Channel 11: Horizontal (Average)****Note:**

1. All readings above 1GHz are performed with peak and/or average measurements as necessary.
2. Peak measurements: RBW = 1MHz, VBW = 3 MHz, Sweep: Auto.
3. Average measurements: RBW = 1MHz, VBW = 10 Hz, Sweep: Auto.
4. “ * ”, means this data is the worst emission level.
5. Measurement Level = Reading Level + Correct Factor.
6. The average measurement was not performed when the peak measured data under the limit of average detection.

Product : Intel® Wireless-AC 9560
 Test Item : Band Edge
 Test Date : 2018/03/10
 Test Mode : Mode 2 SISO B: Transmit - 802.11n-20BW_7.2Mbps(2.4G Band) (2462MHz)

RF Radiated Measurement (Vertical):

Channel No.	Frequency (MHz)	Correct Factor (dB)	Reading Level (dB μ V)	Emission Level (dB μ V /m)	Peak Limit (dB μ V /m)	Average Limit (dB μ V /m)	Result
11 (Peak)	2468.428	10.579	99.426	110.004	--	--	--
11 (Peak)	2483.500	10.640	52.319	62.960	74.00	54.00	Pass
11 (Average)	2467.268	10.574	88.451	99.024	--	--	--
11 (Average)	2483.500	10.640	34.642	45.283	74.00	54.00	Pass

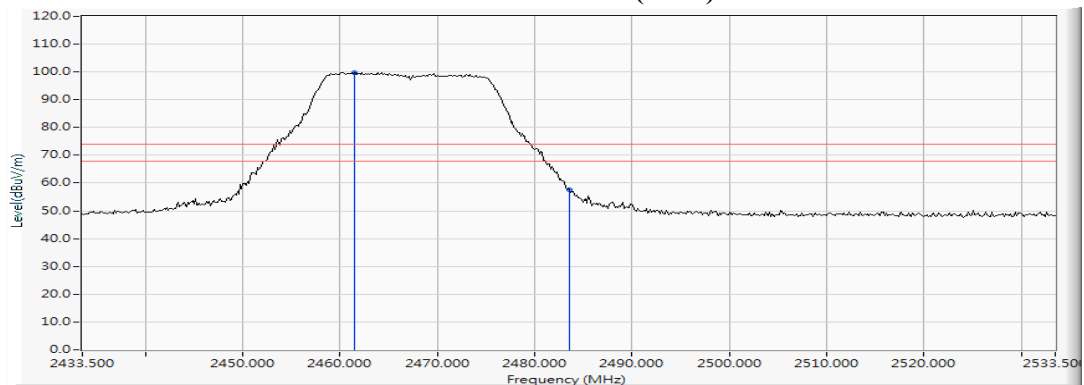
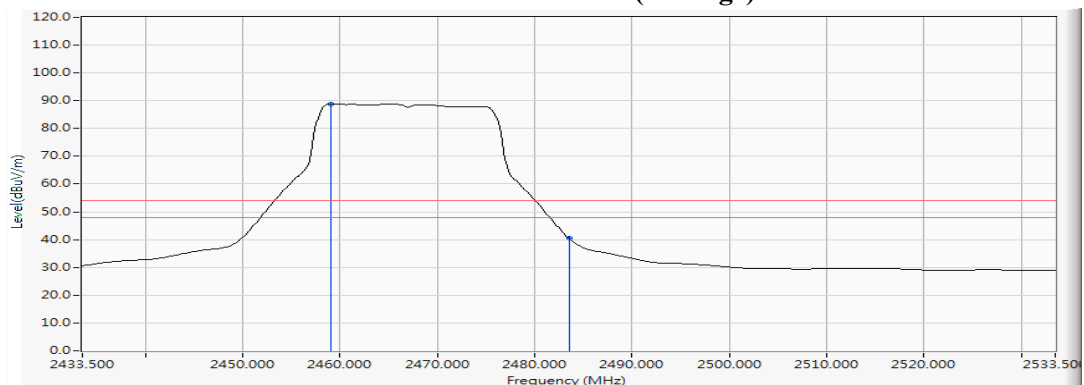
Figure Channel 11: Vertical (Peak)**Figure Channel 11: Vertical (Average)****Note:**

1. All readings above 1GHz are performed with peak and/or average measurements as necessary.
2. Peak measurements: RBW = 1MHz, VBW = 3 MHz, Sweep: Auto.
3. Average measurements: RBW = 1MHz, VBW = 10 Hz, Sweep: Auto.
4. “ * ”, means this data is the worst emission level.
5. Measurement Level = Reading Level + Correct Factor.
6. The average measurement was not performed when the peak measured data under the limit of average detection.

Product : Intel® Wireless-AC 9560
 Test Item : Band Edge
 Test Date : 2018/03/10
 Test Mode : Mode 2 SISO B: Transmit - 802.11n-20BW_7.2Mbps(2.4G Band) (2467MHz)

RF Radiated Measurement (Horizontal):

Channel No.	Frequency (MHz)	Correct Factor (dB)	Reading Level (dB μ V)	Emission Level (dB μ V /m)	Peak Limit (dB μ V /m)	Average Limit (dB μ V /m)	Result
12 (Peak)	2461.471	10.547	89.261	99.808	--	--	--
12 (Peak)	2483.500	10.640	46.939	57.580	74.00	54.00	Pass
12 (Average)	2459.007	10.536	78.347	88.883	--	--	--
12 (Average)	2483.500	10.640	29.797	40.438	74.00	54.00	Pass

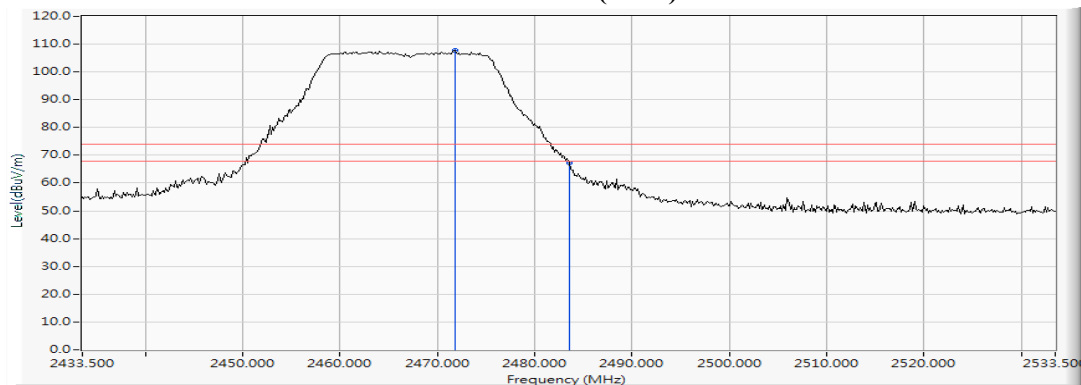
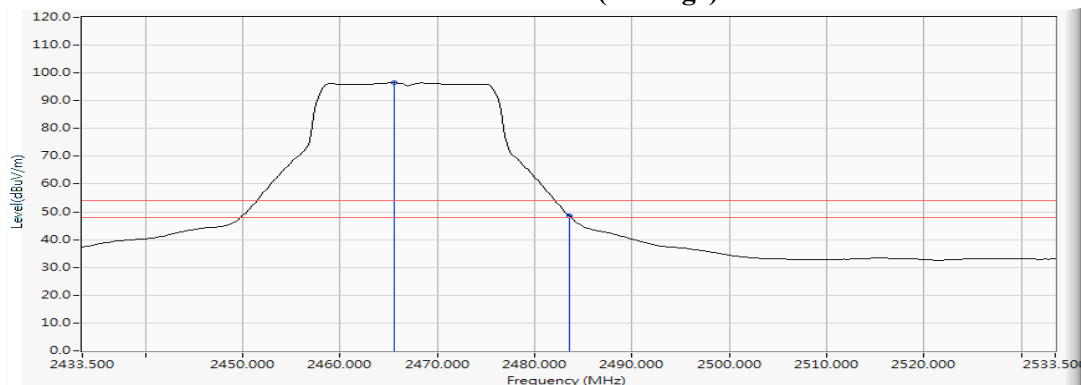
Figure Channel 12: Horizontal (Peak)**Figure Channel 12: Horizontal (Average)****Note:**

1. All readings above 1GHz are performed with peak and/or average measurements as necessary.
2. Peak measurements: RBW = 1MHz, VBW = 3 MHz, Sweep: Auto.
3. Average measurements: RBW = 1MHz, VBW = 10 Hz, Sweep: Auto.
4. “ * ”, means this data is the worst emission level.
5. Measurement Level = Reading Level + Correct Factor.
6. The average measurement was not performed when the peak measured data under the limit of average detection.

Product : Intel® Wireless-AC 9560
 Test Item : Band Edge
 Test Date : 2018/03/10
 Test Mode : Mode 2 SISO B: Transmit - 802.11n-20BW_7.2Mbps(2.4G Band) (2467MHz)

RF Radiated Measurement (Vertical):

Channel No.	Frequency (MHz)	Correct Factor (dB)	Reading Level (dB μ V)	Emission Level (dB μ V /m)	Peak Limit (dB μ V /m)	Average Limit (dB μ V /m)	Result
12 (Peak)	2471.761	10.594	97.256	107.850	--	--	--
12 (Peak)	2483.500	10.640	56.593	67.234	74.00	54.00	Pass
12 (Average)	2465.529	10.565	85.840	96.405	--	--	--
12 (Average)	2483.500	10.640	37.990	48.631	74.00	54.00	Pass

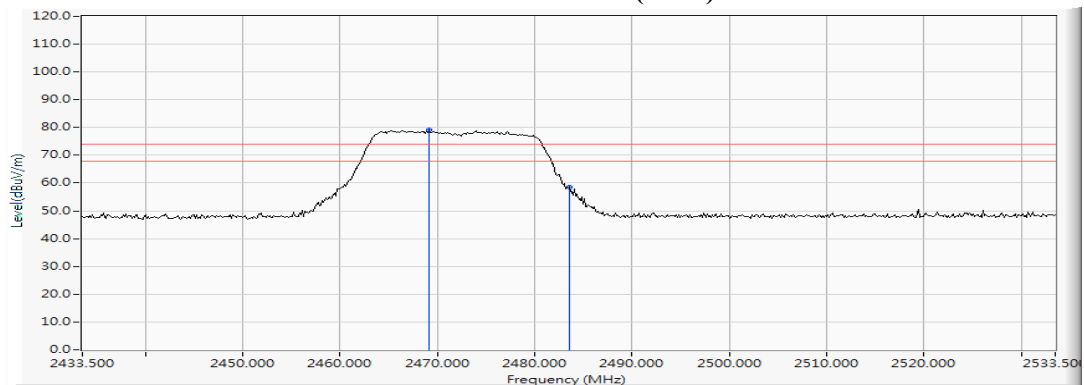
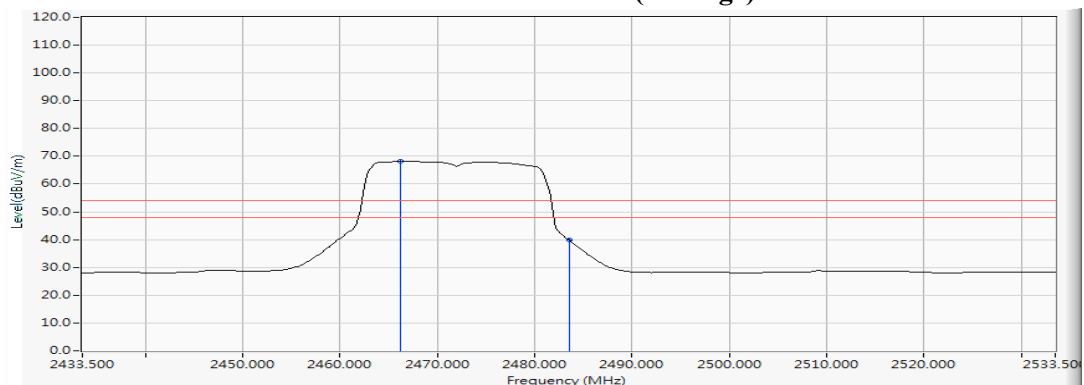
Figure Channel 12: Vertical (Peak)**Figure Channel 12: Vertical (Average)****Note:**

1. All readings above 1GHz are performed with peak and/or average measurements as necessary.
2. Peak measurements: RBW = 1MHz, VBW = 3 MHz, Sweep: Auto.
3. Average measurements: RBW = 1MHz, VBW = 10 Hz, Sweep: Auto.
4. “ * ”, means this data is the worst emission level.
5. Measurement Level = Reading Level + Correct Factor.
6. The average measurement was not performed when the peak measured data under the limit of average detection.

Product : Intel® Wireless-AC 9560
 Test Item : Band Edge
 Test Date : 2018/03/10
 Test Mode : Mode 2 SISO B: Transmit - 802.11n-20BW_7.2Mbps(2.4G Band) (2472MHz)

RF Radiated Measurement (Horizontal):

Channel No.	Frequency (MHz)	Correct Factor (dB)	Reading Level (dB μ V)	Emission Level (dB μ V /m)	Peak Limit (dB μ V /m)	Average Limit (dB μ V /m)	Result
13 (Peak)	2469.152	10.582	68.699	79.281	--	--	--
13 (Peak)	2483.500	10.640	47.866	58.507	74.00	54.00	Pass
13 (Average)	2466.254	10.568	57.658	68.227	--	--	--
13 (Average)	2483.500	10.640	29.216	39.857	74.00	54.00	Pass

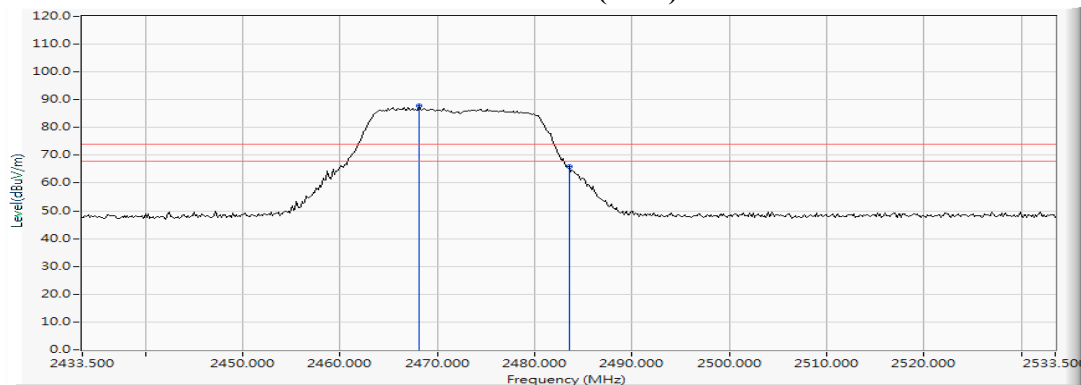
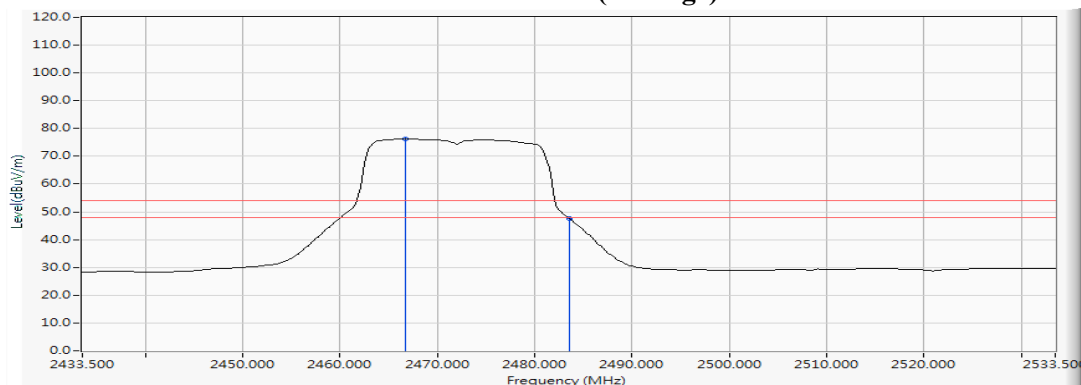
Figure Channel 13: Horizontal (Peak)**Figure Channel 13: Horizontal (Average)****Note:**

1. All readings above 1GHz are performed with peak and/or average measurements as necessary.
2. Peak measurements: RBW = 1MHz, VBW = 3 MHz, Sweep: Auto.
3. Average measurements: RBW = 1MHz, VBW = 10 Hz, Sweep: Auto.
4. “ * ”, means this data is the worst emission level.
5. Measurement Level = Reading Level + Correct Factor.
6. The average measurement was not performed when the peak measured data under the limit of average detection.

Product : Intel® Wireless-AC 9560
 Test Item : Band Edge
 Test Date : 2018/03/10
 Test Mode : Mode 2 SISO B: Transmit - 802.11n-20BW_7.2Mbps(2.4G Band) (2472MHz)

RF Radiated Measurement (Vertical):

Channel No.	Frequency (MHz)	Correct Factor (dB)	Reading Level (dB μ V)	Emission Level (dB μ V /m)	Peak Limit (dB μ V /m)	Average Limit (dB μ V /m)	Result
13 (Peak)	2468.138	10.577	77.167	87.744	--	--	--
13 (Peak)	2483.500	10.640	55.297	65.938	74.00	54.00	Pass
13 (Average)	2466.688	10.570	65.666	76.237	--	--	--
13 (Average)	2483.500	10.640	37.074	47.715	74.00	54.00	Pass

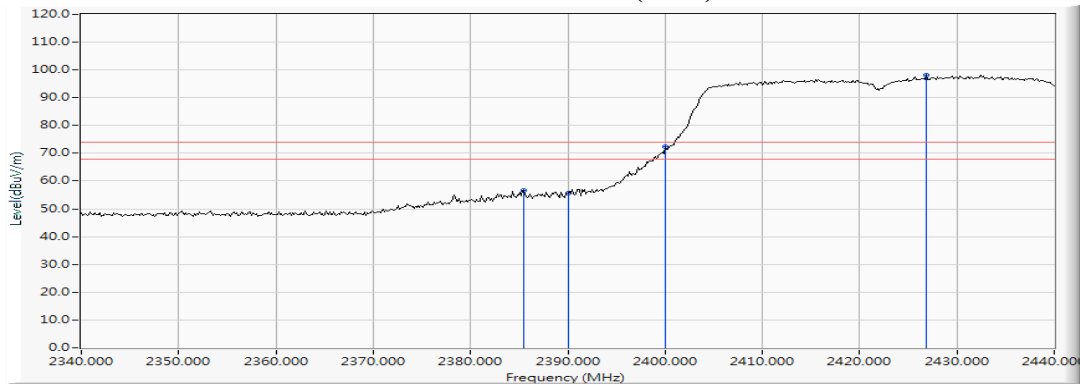
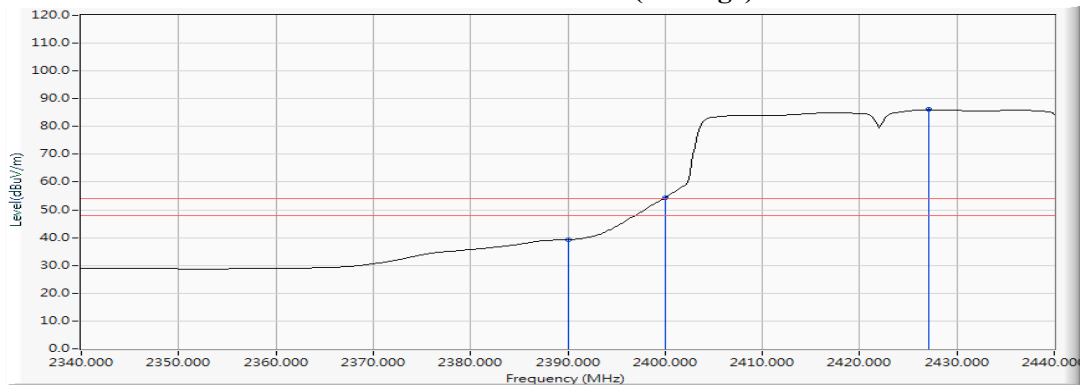
Figure Channel 13: Vertical (Peak)**Figure Channel 13: Vertical (Average)****Note:**

1. All readings above 1GHz are performed with peak and/or average measurements as necessary.
2. Peak measurements: RBW = 1MHz, VBW = 3 MHz, Sweep: Auto.
3. Average measurements: RBW = 1MHz, VBW = 10 Hz, Sweep: Auto.
4. “ * ”, means this data is the worst emission level.
5. Measurement Level = Reading Level + Correct Factor.
6. The average measurement was not performed when the peak measured data under the limit of average detection.

Product : Intel® Wireless-AC 9560
 Test Item : Band Edge
 Test Date : 2018/03/10
 Test Mode : Mode 2 SISO B: Transmit - 802.11n-40BW_15Mbps(2.4G Band) (2422MHz)

RF Radiated Measurement (Horizontal):

Channel No.	Frequency (MHz)	Correct Factor (dB)	Reading Level (dBμV)	Emission Level (dBμV /m)	Peak Limit (dBμV /m)	Average Limit (dBμV /m)	Result
03 (Peak)	2385.507	10.244	46.492	56.735	74.00	54.00	Pass
03 (Peak)	2390.000	10.262	45.419	55.681	74.00	54.00	Pass
03 (Peak)	2400.000	10.304	62.134	72.437	--	--	--
03 (Peak)	2426.812	10.413	87.599	98.012	--	--	--
03 (Average)	2390.000	10.262	28.930	39.192	74.00	54.00	Pass
03 (Average)	2400.000	10.304	44.101	54.404	--	--	--
03 (Average)	2427.101	10.414	75.646	86.060	--	--	--

Figure Channel 03:
Horizontal (Peak)

Figure Channel 03:
Horizontal (Average)


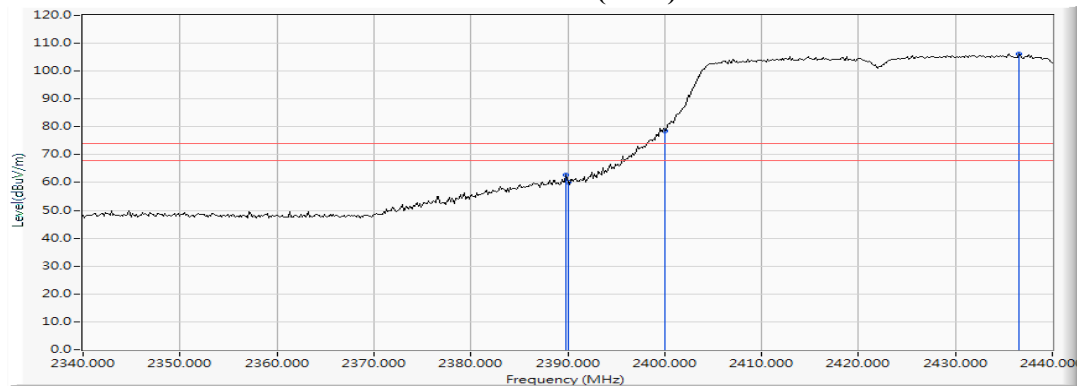
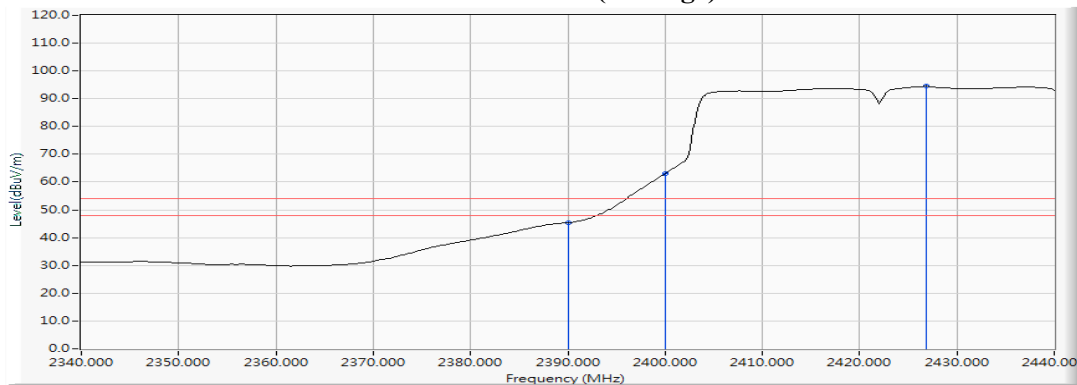
Note:

1. All readings above 1GHz are performed with peak and/or average measurements as necessary.
2. Peak measurements: RBW = 1MHz, VBW = 3 MHz, Sweep: Auto.
3. Average measurements: RBW = 1MHz, VBW = 10 Hz, Sweep: Auto.
4. “ * ”, means this data is the worst emission level.
5. Measurement Level = Reading Level + Correct Factor.
6. The average measurement was not performed when the peak measured data under the limit of average detection.

Product : Intel® Wireless-AC 9560
 Test Item : Band Edge
 Test Date : 2018/03/10
 Test Mode : Mode 2 SISO B: Transmit - 802.11n-40BW_15Mbps(2.4G Band) (2422MHz)

RF Radiated Measurement (Vertical):

Channel No.	Frequency (MHz)	Correct Factor (dB)	Reading Level (dBμV)	Emission Level (dBμV/m)	Peak Limit (dBμV/m)	Average Limit (dBμV/m)	Result
03 (Peak)	2389.855	10.262	52.396	62.658	74.00	54.00	Pass
03 (Peak)	2390.000	10.262	49.987	60.249	74.00	54.00	Pass
03 (Peak)	2400.000	10.304	68.343	78.646	--	--	--
03 (Peak)	2436.522	10.454	95.778	106.232	--	--	--
03 (Average)	2390.000	10.262	35.092	45.354	74.00	54.00	Pass
03 (Average)	2400.000	10.304	52.793	63.096	--	--	--
03 (Average)	2426.812	10.413	84.043	94.456	--	--	--

Figure Channel 03: Vertical (Peak)**Figure Channel 03: Vertical (Average)**

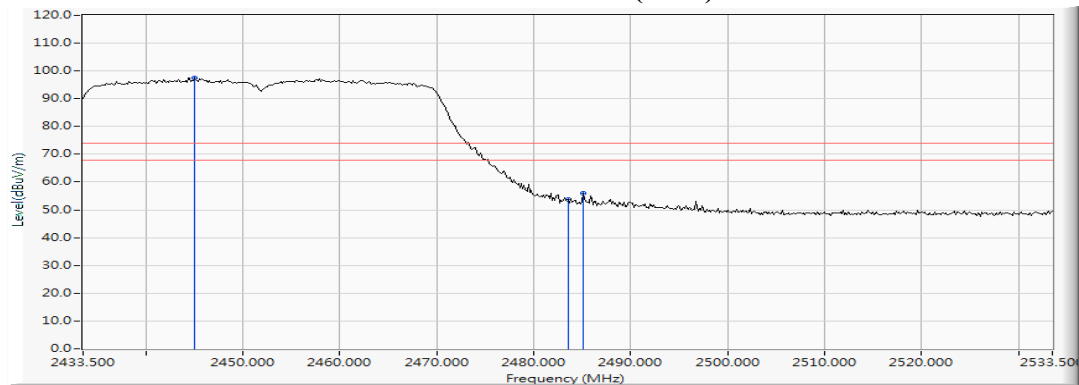
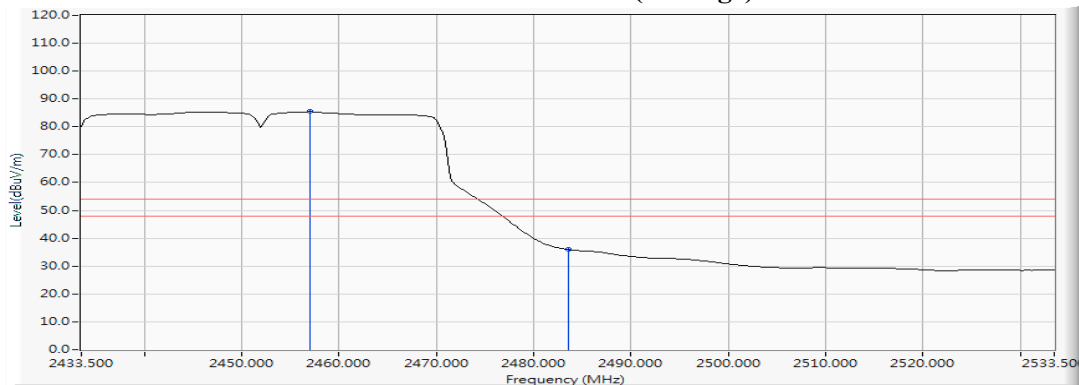
Note:

1. All readings above 1GHz are performed with peak and/or average measurements as necessary.
2. Peak measurements: RBW = 1MHz, VBW = 3 MHz, Sweep: Auto.
3. Average measurements: RBW = 1MHz, VBW = 10 Hz, Sweep: Auto.
4. “ * ”, means this data is the worst emission level.
5. Measurement Level = Reading Level + Correct Factor.
6. The average measurement was not performed when the peak measured data under the limit of average detection.

Product : Intel® Wireless-AC 9560
 Test Item : Band Edge
 Test Date : 2018/03/10
 Test Mode : Mode 2 SISO B: Transmit - 802.11n-40BW_15Mbps(2.4G Band) (2452MHz)

RF Radiated Measurement (Horizontal):

Channel No.	Frequency (MHz)	Correct Factor (dB)	Reading Level (dBμV)	Emission Level (dBμV /m)	Peak Limit (dBμV /m)	Average Limit (dBμV /m)	Result
09 (Peak)	2444.949	10.485	87.118	97.602	--	--	--
09 (Peak)	2483.500	10.640	43.229	53.870	74.00	54.00	Pass
09 (Peak)	2485.094	10.647	45.420	56.067	74.00	54.00	Pass
09 (Average)	2456.978	10.528	74.895	85.423	--	--	--
09 (Average)	2483.500	10.640	25.296	35.937	74.00	54.00	Pass

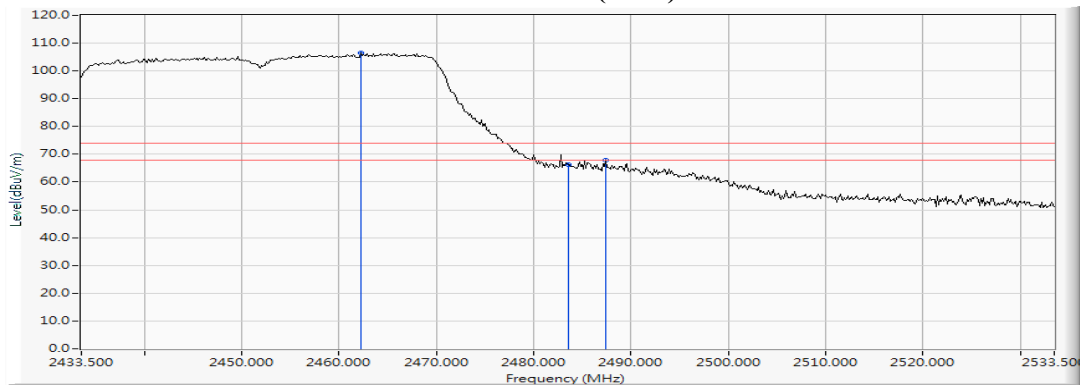
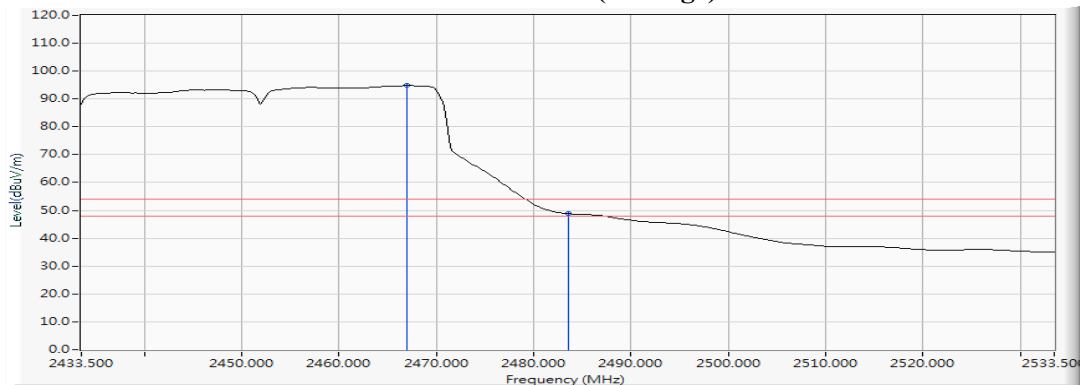
Figure Channel 09:**Horizontal (Peak)****Figure Channel 09:****Horizontal (Average)****Note:**

1. All readings above 1GHz are performed with peak and/or average measurements as necessary.
2. Peak measurements: RBW = 1MHz, VBW = 3 MHz, Sweep: Auto.
3. Average measurements: RBW = 1MHz, VBW = 10 Hz, Sweep: Auto.
4. “ * ”, means this data is the worst emission level.
5. Measurement Level = Reading Level + Correct Factor.
6. The average measurement was not performed when the peak measured data under the limit of average detection.

Product : Intel® Wireless-AC 9560
 Test Item : Band Edge
 Test Date : 2018/03/10
 Test Mode : Mode 2 SISO B: Transmit - 802.11n-40BW_15Mbps(2.4G Band) (2452MHz)

RF Radiated Measurement (Vertical):

Channel No.	Frequency (MHz)	Correct Factor (dB)	Reading Level (dBμV)	Emission Level (dBμV /m)	Peak Limit (dBμV /m)	Average Limit (dBμV /m)	Result
09 (Peak)	2462.196	10.551	95.809	106.359	--	--	--
09 (Peak)	2483.500	10.640	55.772	66.413	74.00	54.00	Pass
09 (Peak)	2487.413	10.656	57.147	67.803	74.00	54.00	Pass
09 (Average)	2466.978	10.572	84.206	94.778	--	--	--
09 (Average)	2483.500	10.640	38.168	48.809	74.00	54.00	Pass

Figure Channel 09: Vertical (Peak)**Figure Channel 09: Vertical (Average)**

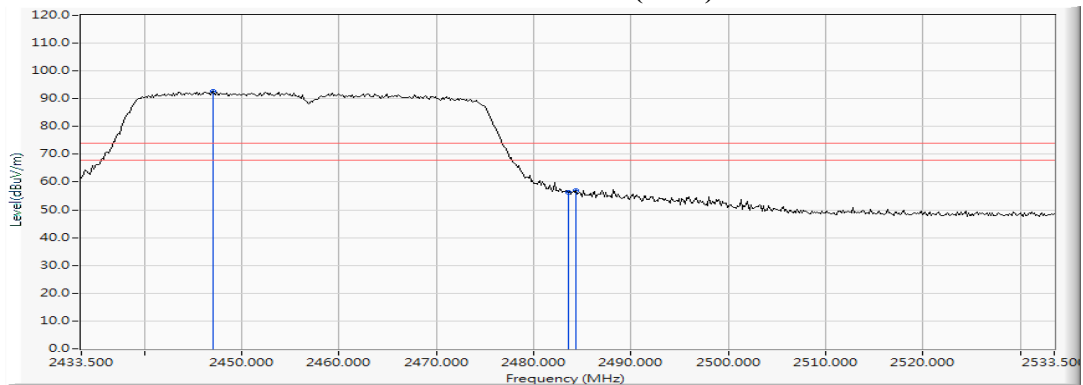
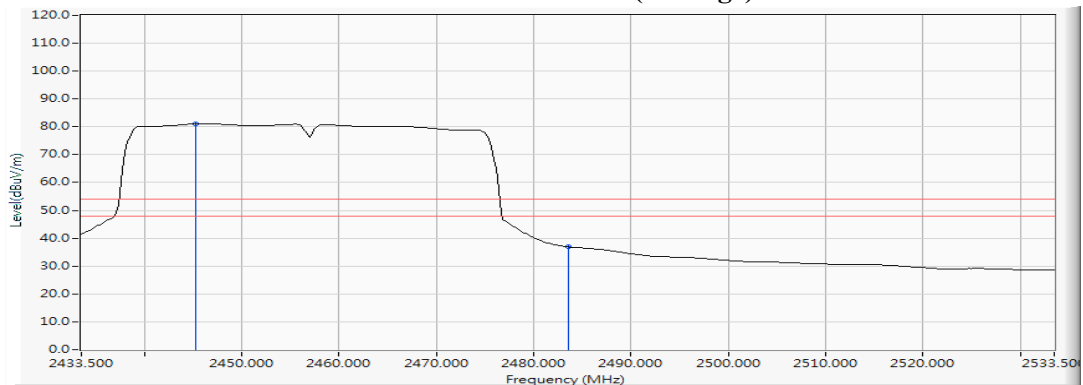
Note:

1. All readings above 1GHz are performed with peak and/or average measurements as necessary.
2. Peak measurements: RBW = 1MHz, VBW = 3 MHz, Sweep: Auto.
3. Average measurements: RBW = 1MHz, VBW = 10 Hz, Sweep: Auto.
4. “ * ”, means this data is the worst emission level.
5. Measurement Level = Reading Level + Correct Factor.
6. The average measurement was not performed when the peak measured data under the limit of average detection.

Product : Intel® Wireless-AC 9560
 Test Item : Band Edge
 Test Date : 2018/03/10
 Test Mode : Mode 2 SISO B: Transmit - 802.11n-40BW_15Mbps(2.4G Band) (2457MHz)

RF Radiated Measurement (Horizontal):

Channel No.	Frequency (MHz)	Correct Factor (dB)	Reading Level (dBμV)	Emission Level (dBμV /m)	Peak Limit (dBμV /m)	Average Limit (dBμV /m)	Result
10 (Peak)	2446.978	10.491	82.088	92.579	--	--	--
10 (Peak)	2483.500	10.640	45.663	56.304	74.00	54.00	Pass
10 (Peak)	2484.370	10.645	46.265	56.910	74.00	54.00	Pass
10 (Average)	2445.239	10.486	70.575	81.060	--	--	--
10 (Average)	2483.500	10.640	26.238	36.879	74.00	54.00	Pass

Figure Channel 10: Horizontal (Peak)**Figure Channel 10: Horizontal (Average)**

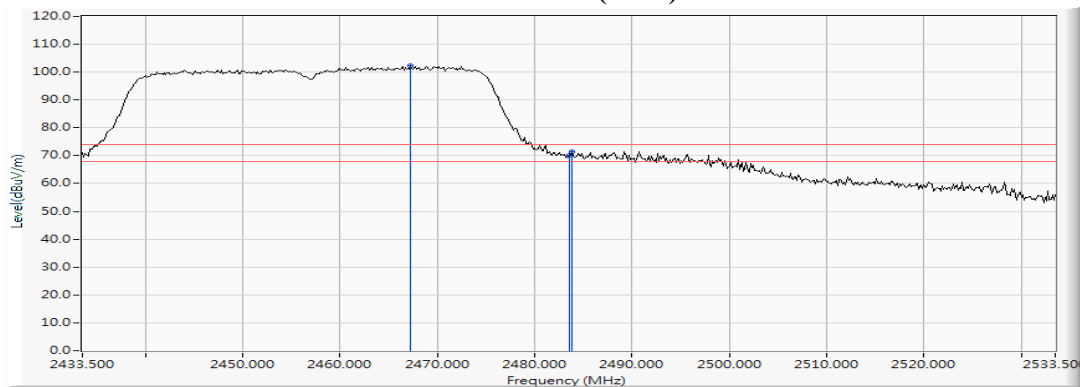
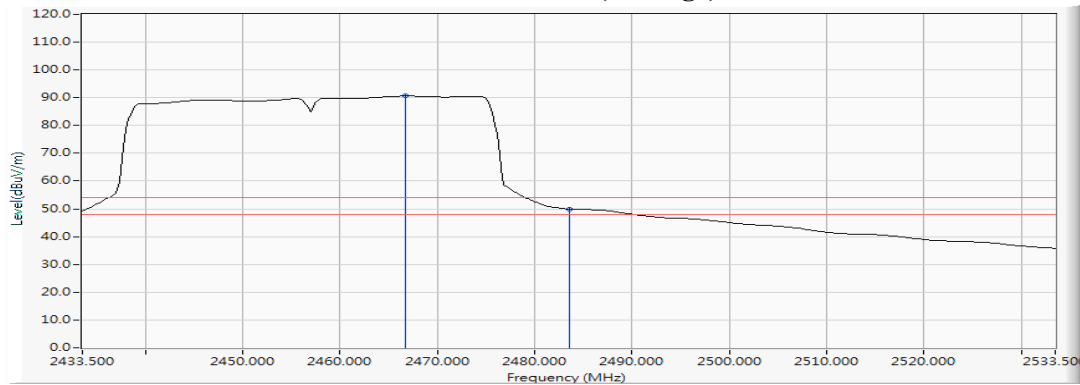
Note:

1. All readings above 1GHz are performed with peak and/or average measurements as necessary.
2. Peak measurements: RBW = 1MHz, VBW = 3 MHz, Sweep: Auto.
3. Average measurements: RBW = 1MHz, VBW = 10 Hz, Sweep: Auto.
4. “ * ”, means this data is the worst emission level.
5. Measurement Level = Reading Level + Correct Factor.
6. The average measurement was not performed when the peak measured data under the limit of average detection.

Product : Intel® Wireless-AC 9560
 Test Item : Band Edge
 Test Date : 2018/03/10
 Test Mode : Mode 2 SISO B: Transmit - 802.11n-40BW_15Mbps(2.4G Band) (2457MHz)

RF Radiated Measurement (Vertical):

Channel No.	Frequency (MHz)	Correct Factor (dB)	Reading Level (dB μ V)	Emission Level (dB μ V /m)	Peak Limit (dB μ V /m)	Average Limit (dB μ V /m)	Result
10 (Peak)	2467.268	10.574	91.686	102.259	--	--	--
10 (Peak)	2483.500	10.640	59.582	70.223	74.00	54.00	Pass
10 (Peak)	2483.790	10.643	60.721	71.363	74.00	54.00	Pass
10 (Average)	2466.688	10.570	80.057	90.628	--	--	--
10 (Average)	2483.500	10.640	39.205	49.846	74.00	54.00	Pass

Figure Channel 10: Vertical (Peak)**Figure Channel 10: Vertical (Average)**

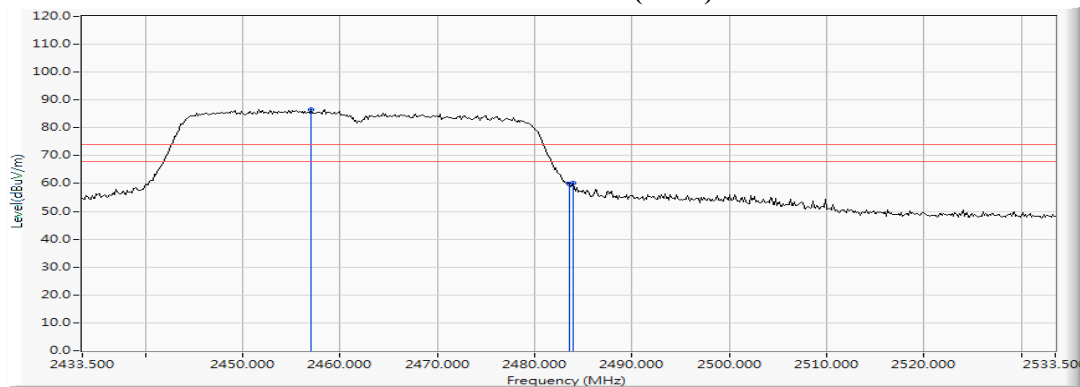
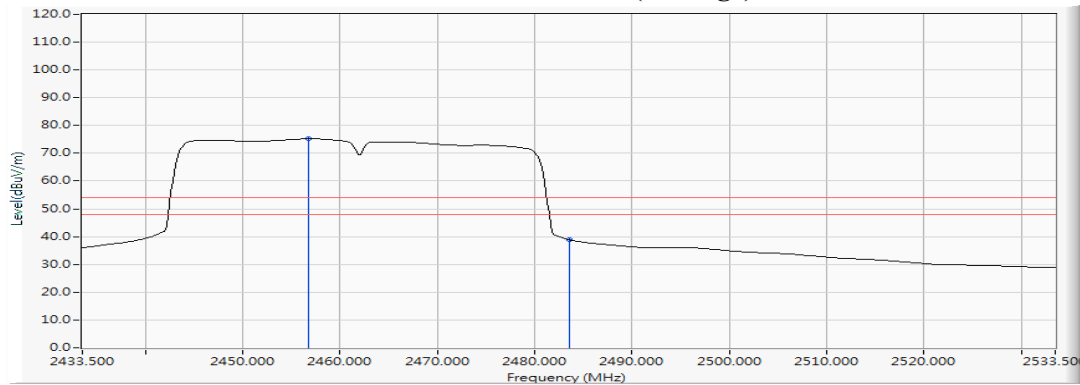
Note:

1. All readings above 1GHz are performed with peak and/or average measurements as necessary.
2. Peak measurements: RBW = 1MHz, VBW = 3 MHz, Sweep: Auto.
3. Average measurements: RBW = 1MHz, VBW = 10 Hz, Sweep: Auto.
4. “ * ”, means this data is the worst emission level.
5. Measurement Level = Reading Level + Correct Factor.
6. The average measurement was not performed when the peak measured data under the limit of average detection.

Product : Intel® Wireless-AC 9560
 Test Item : Band Edge
 Test Date : 2018/03/10
 Test Mode : Mode 2 SISO B: Transmit - 802.11n-40BW_15Mbps(2.4G Band) (2462MHz)

RF Radiated Measurement (Horizontal):

Channel No.	Frequency (MHz)	Correct Factor (dB)	Reading Level (dB μ V)	Emission Level (dB μ V /m)	Peak Limit (dB μ V /m)	Average Limit (dB μ V /m)	Result
11 (Peak)	2456.978	10.528	75.972	86.500	--	--	--
11 (Peak)	2483.500	10.640	49.084	59.725	74.00	54.00	Pass
11 (Peak)	2483.935	10.644	49.655	60.298	74.00	54.00	Pass
11 (Average)	2456.688	10.526	64.723	75.249	--	--	--
11 (Average)	2483.500	10.640	28.239	38.880	74.00	54.00	Pass

Figure Channel 11: Horizontal (Peak)**Figure Channel 11: Horizontal (Average)**

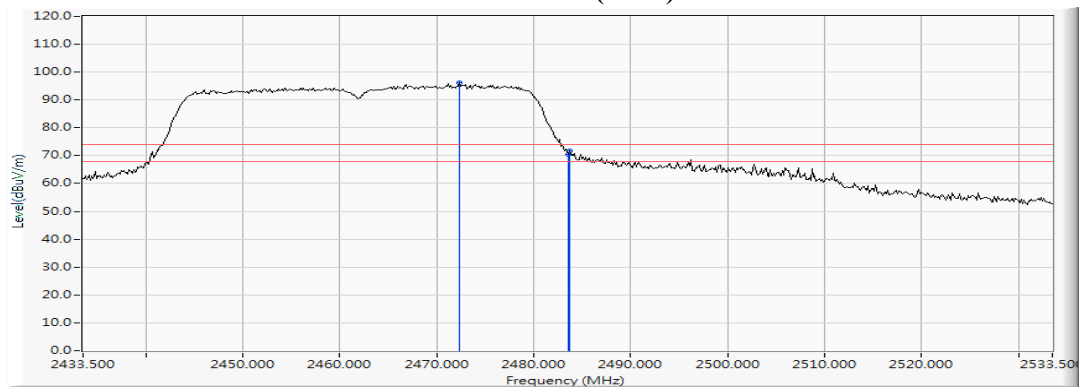
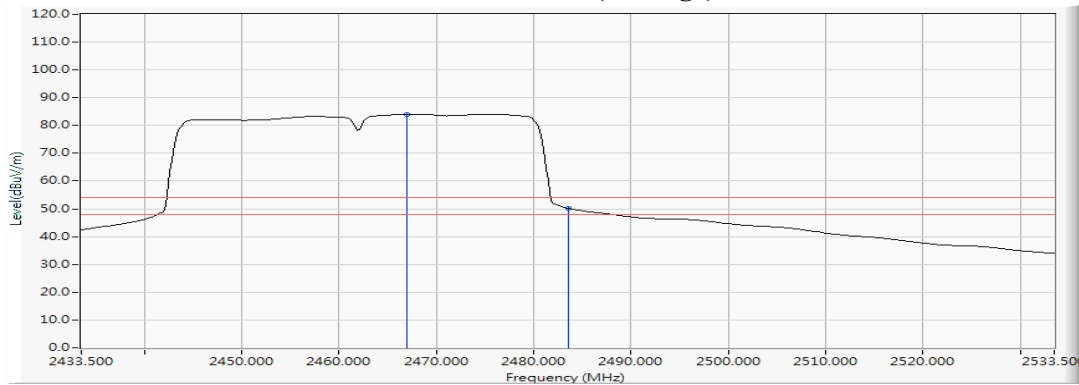
Note:

1. All readings above 1GHz are performed with peak and/or average measurements as necessary.
2. Peak measurements: RBW = 1MHz, VBW = 3 MHz, Sweep: Auto.
3. Average measurements: RBW = 1MHz, VBW = 10 Hz, Sweep: Auto.
4. “ * ”, means this data is the worst emission level.
5. Measurement Level = Reading Level + Correct Factor.
6. The average measurement was not performed when the peak measured data under the limit of average detection.

Product : Intel® Wireless-AC 9560
 Test Item : Band Edge
 Test Date : 2018/03/10
 Test Mode : Mode 2 SISO B: Transmit - 802.11n-40BW_15Mbps(2.4G Band) (2462MHz)

RF Radiated Measurement (Vertical):

Channel No.	Frequency (MHz)	Correct Factor (dB)	Reading Level (dB μ V)	Emission Level (dB μ V /m)	Peak Limit (dB μ V /m)	Average Limit (dB μ V /m)	Result
11 (Peak)	2472.341	10.596	85.549	96.145	--	--	--
11 (Peak)	2483.500	10.640	59.812	70.453	74.00	54.00	Pass
11 (Peak)	2483.645	10.642	61.149	71.791	74.00	54.00	Pass
11 (Average)	2466.978	10.572	73.491	84.063	--	--	--
11 (Average)	2483.500	10.640	39.588	50.229	74.00	54.00	Pass

Figure Channel 11: Vertical (Peak)**Figure Channel 11: Vertical (Average)**

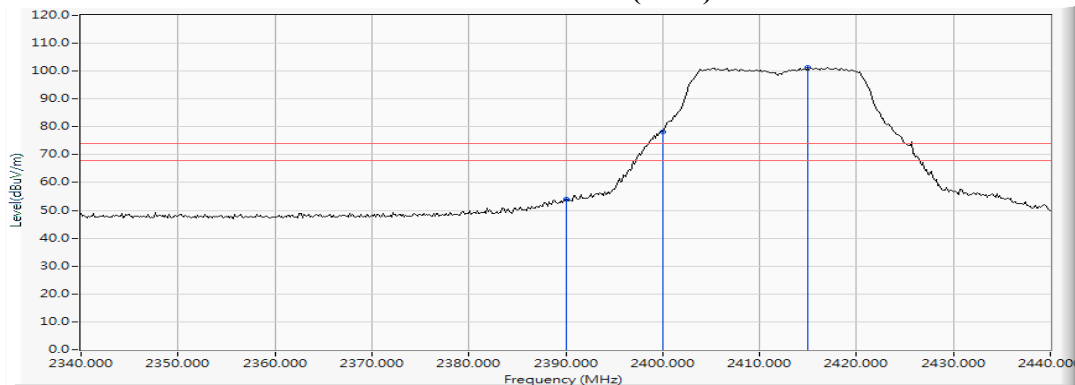
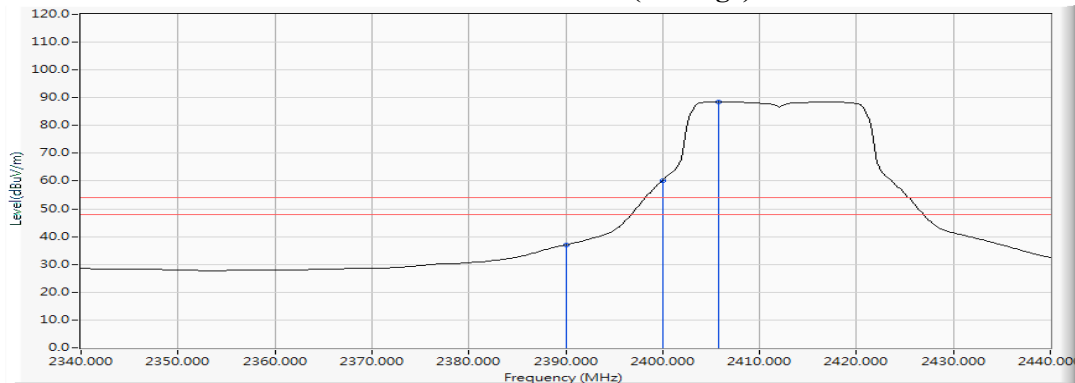
Note:

1. All readings above 1GHz are performed with peak and/or average measurements as necessary.
2. Peak measurements: RBW = 1MHz, VBW = 3 MHz, Sweep: Auto.
3. Average measurements: RBW = 1MHz, VBW = 10 Hz, Sweep: Auto.
4. “ * ”, means this data is the worst emission level.
5. Measurement Level = Reading Level + Correct Factor.
6. The average measurement was not performed when the peak measured data under the limit of average detection.

Product : Intel® Wireless-AC 9560
 Test Item : Band Edge
 Test Date : 2018/03/14
 Test Mode : Mode 3 MIMO: Transmit - 802.11n-20BW_14.4Mbps(2.4G Band) (2412MHz)

RF Radiated Measurement (Horizontal):

Channel No.	Frequency (MHz)	Correct Factor (dB)	Reading Level (dBμV)	Emission Level (dBμV /m)	Peak Limit (dBμV /m)	Average Limit (dBμV /m)	Result
01 (Peak)	2390.000	10.262	43.770	54.032	74.00	54.00	Pass
01 (Peak)	2400.000	10.304	68.032	78.335	--	--	--
01 (Peak)	2414.928	10.364	90.968	101.332	--	--	--
01 (Average)	2390.000	10.262	26.765	37.027	74.00	54.00	Pass
01 (Average)	2400.000	10.304	49.996	60.299	--	--	--
01 (Average)	2405.797	10.326	78.281	88.608	--	--	--

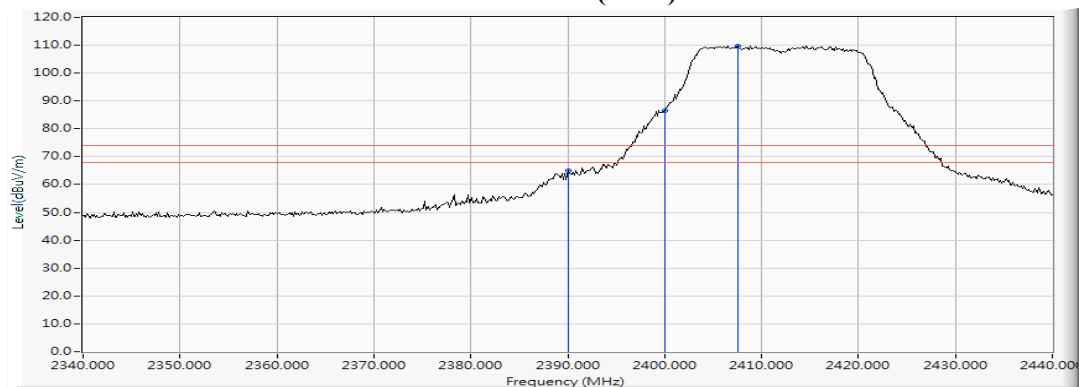
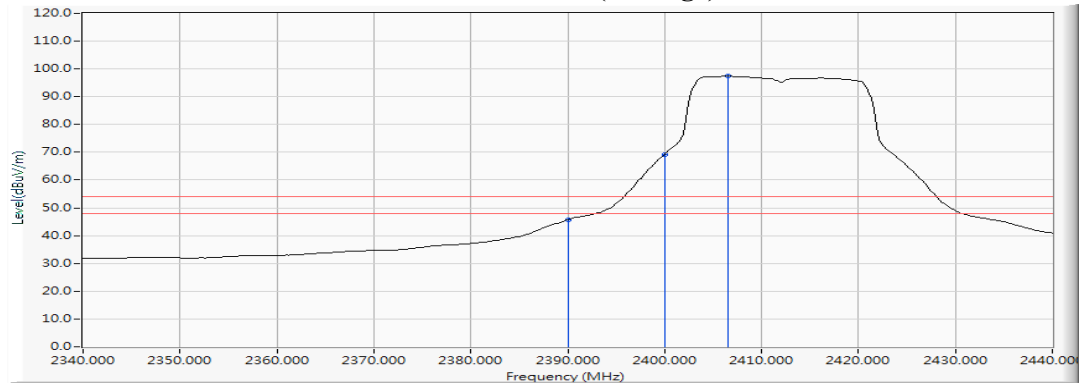
Figure Channel 01: Horizontal (Peak)**Figure Channel 01: Horizontal (Average)****Note:**

1. All readings above 1GHz are performed with peak and/or average measurements as necessary.
2. Peak measurements: RBW = 1MHz, VBW = 3 MHz, Sweep: Auto.
3. Average measurements: RBW = 1MHz, VBW = 10 Hz, Sweep: Auto.
4. “ * ”, means this data is the worst emission level.
5. Measurement Level = Reading Level + Correct Factor.
6. The average measurement was not performed when the peak measured data under the limit of average detection.

Product : Intel® Wireless-AC 9560
 Test Item : Band Edge
 Test Date : 2018/03/14
 Test Mode : Mode 3 MIMO: Transmit - 802.11n-20BW_14.4Mbps(2.4G Band) (2412MHz)

RF Radiated Measurement (Vertical):

Channel No.	Frequency (MHz)	Correct Factor (dB)	Reading Level (dB μ V)	Emission Level (dB μ V /m)	Peak Limit (dB μ V /m)	Average Limit (dB μ V /m)	Result
01 (Peak)	2390.000	10.262	54.779	65.041	74.00	54.00	Pass
01 (Peak)	2400.000	10.304	76.314	86.617	--	--	--
01 (Peak)	2407.536	10.334	99.467	109.801	--	--	--
01 (Average)	2390.000	10.262	35.468	45.730	74.00	54.00	Pass
01 (Average)	2400.000	10.304	59.026	69.329	--	--	--
01 (Average)	2406.522	10.330	87.072	97.402	--	--	--

Figure Channel 01: Vertical (Peak)**Figure Channel 01: Vertical (Average)**

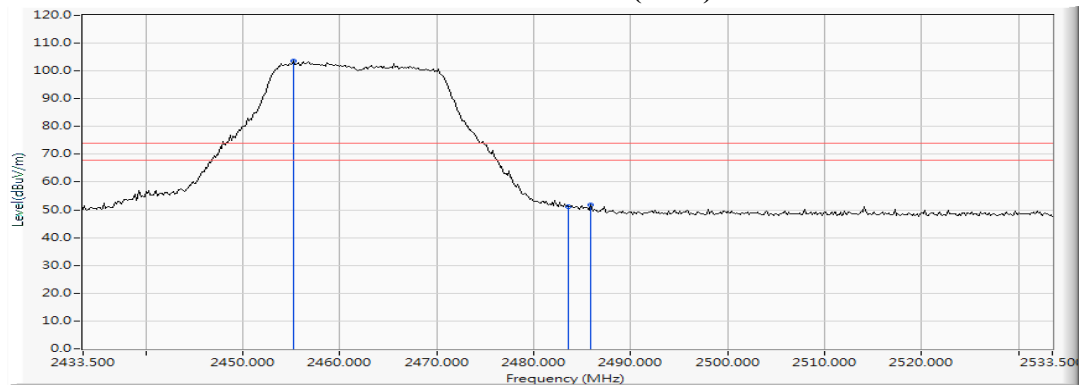
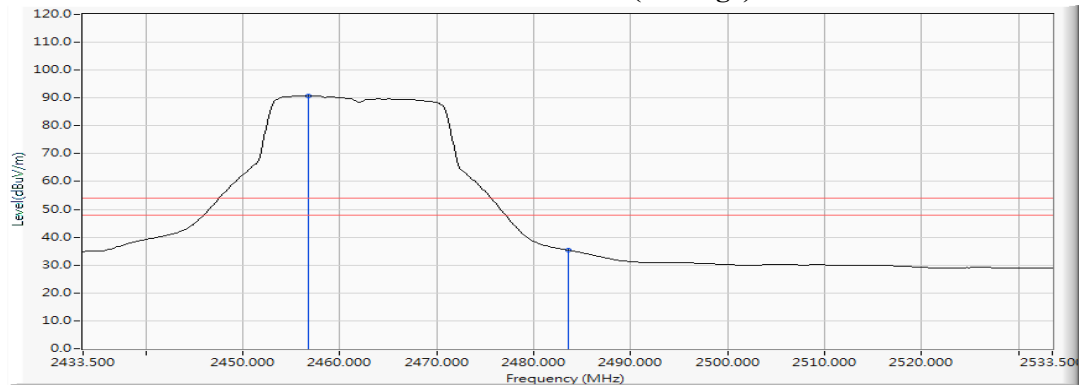
Note:

1. All readings above 1GHz are performed with peak and/or average measurements as necessary.
2. Peak measurements: RBW = 1MHz, VBW = 3 MHz, Sweep: Auto.
3. Average measurements: RBW = 1MHz, VBW = 10 Hz, Sweep: Auto.
4. “ * ”, means this data is the worst emission level.
5. Measurement Level = Reading Level + Correct Factor.
6. The average measurement was not performed when the peak measured data under the limit of average detection.

Product : Intel® Wireless-AC 9560
 Test Item : Band Edge
 Test Date : 2018/03/14
 Test Mode : Mode 3 MIMO: Transmit - 802.11n-20BW_14.4Mbps(2.4G Band) (2462MHz)

RF Radiated Measurement (Horizontal):

Channel No.	Frequency (MHz)	Correct Factor (dB)	Reading Level (dB μ V)	Emission Level (dB μ V /m)	Peak Limit (dB μ V /m)	Average Limit (dB μ V /m)	Result
11 (Peak)	2455.239	10.520	92.920	103.440	--	--	--
11 (Peak)	2483.500	10.640	40.649	51.290	74.00	54.00	Pass
11 (Peak)	2485.819	10.651	40.987	51.637	74.00	54.00	Pass
11 (Average)	2456.688	10.526	80.302	90.828	--	--	--
11 (Average)	2483.500	10.640	24.716	35.357	74.00	54.00	Pass

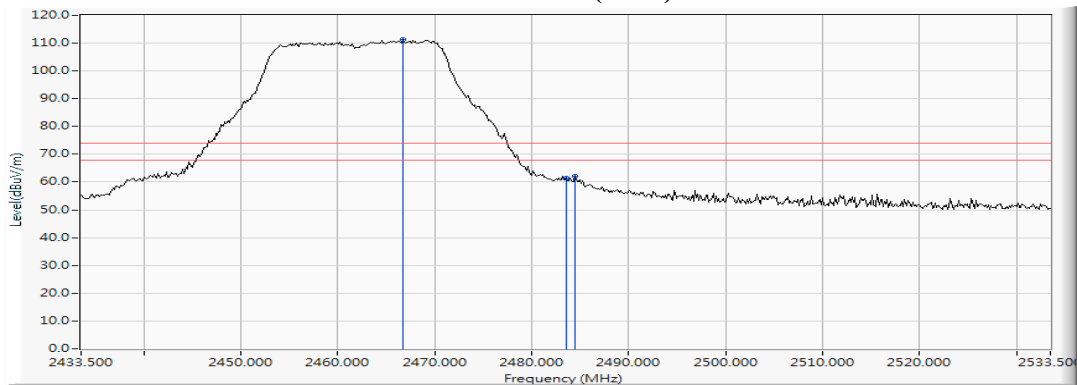
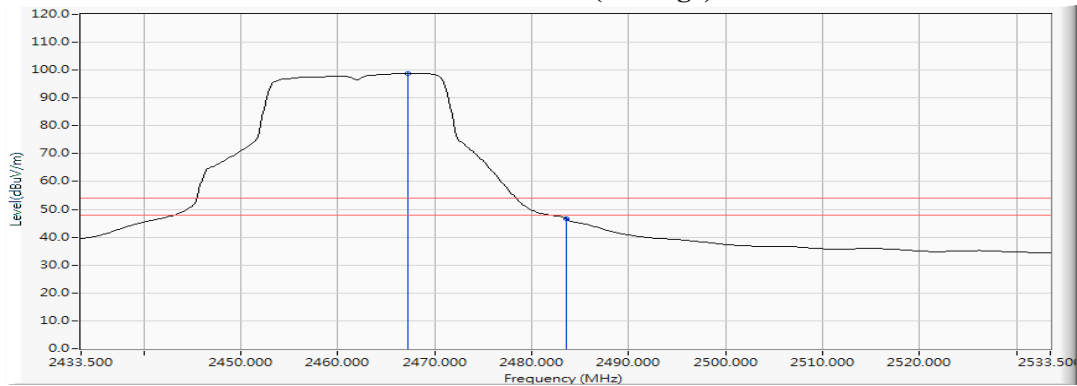
Figure Channel 11: Horizontal (Peak)

Figure Channel 11: Horizontal (Average)

Note:

1. All readings above 1GHz are performed with peak and/or average measurements as necessary.
2. Peak measurements: RBW = 1MHz, VBW = 3 MHz, Sweep: Auto.
3. Average measurements: RBW = 1MHz, VBW = 10 Hz, Sweep: Auto.
4. “ * ”, means this data is the worst emission level.
5. Measurement Level = Reading Level + Correct Factor.
6. The average measurement was not performed when the peak measured data under the limit of average detection.

Product : Intel® Wireless-AC 9560
 Test Item : Band Edge
 Test Date : 2018/03/14
 Test Mode : Mode 3 MIMO: Transmit - 802.11n-20BW_14.4Mbps(2.4G Band) (2462MHz)

RF Radiated Measurement (Vertical):

Channel No.	Frequency (MHz)	Correct Factor (dB)	Reading Level (dB μ V)	Emission Level (dB μ V /m)	Peak Limit (dB μ V /m)	Average Limit (dB μ V /m)	Result
11 (Peak)	2466.688	10.570	100.808	111.379	--	--	--
11 (Peak)	2483.500	10.640	50.707	61.348	74.00	54.00	Pass
11 (Peak)	2484.514	10.646	51.317	61.962	74.00	54.00	Pass
11 (Average)	2467.268	10.574	88.299	98.872	--	--	--
11 (Average)	2483.500	10.640	36.011	46.652	74.00	54.00	Pass

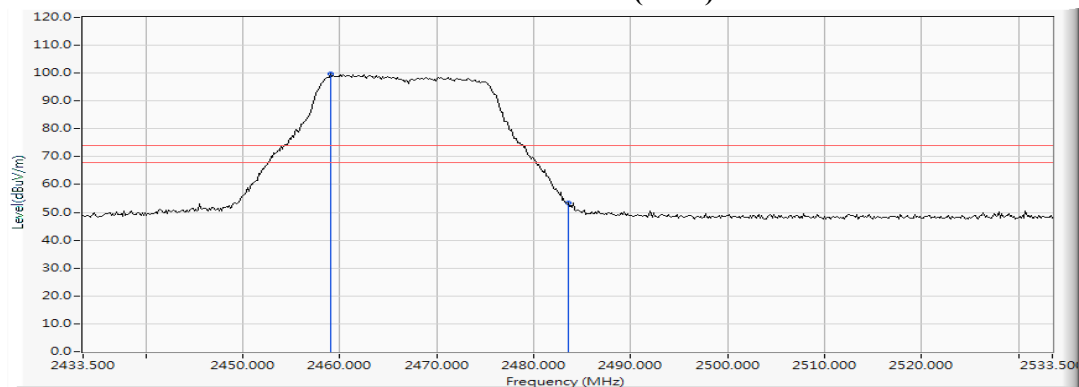
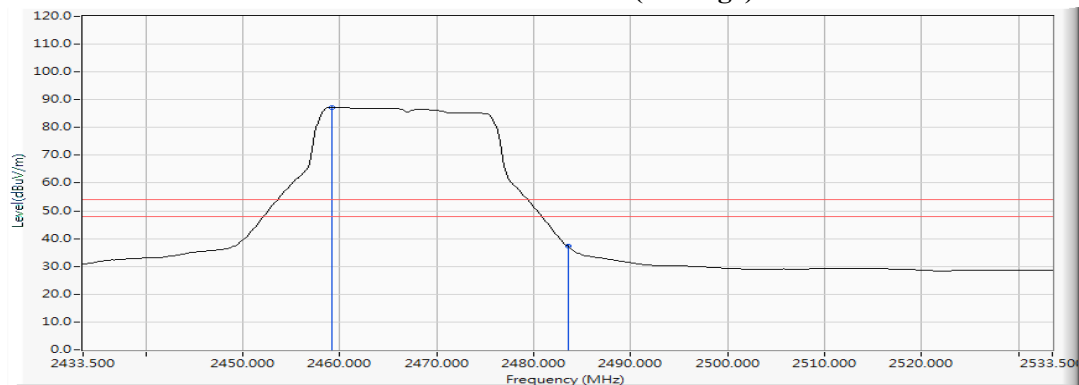
Figure Channel 11: Vertical (Peak)

Figure Channel 11: Vertical (Average)

Note:

1. All readings above 1GHz are performed with peak and/or average measurements as necessary.
2. Peak measurements: RBW = 1MHz, VBW = 3 MHz, Sweep: Auto.
3. Average measurements: RBW = 1MHz, VBW = 10 Hz, Sweep: Auto.
4. “ * ”, means this data is the worst emission level.
5. Measurement Level = Reading Level + Correct Factor.
6. The average measurement was not performed when the peak measured data under the limit of average detection.

Product : Intel® Wireless-AC 9560
 Test Item : Band Edge
 Test Date : 2018/03/14
 Test Mode : Mode 3 MIMO: Transmit - 802.11n-20BW_14.4Mbps(2.4G Band) (2467MHz)

RF Radiated Measurement (Horizontal):

Channel No.	Frequency (MHz)	Correct Factor (dB)	Reading Level (dBμV)	Emission Level (dBμV /m)	Peak Limit (dBμV /m)	Average Limit (dBμV /m)	Result
12 (Peak)	2459.007	10.536	89.096	99.632	--	--	--
12 (Peak)	2483.500	10.640	42.716	53.357	74.00	54.00	Pass
12 (Average)	2459.152	10.537	76.806	87.343	--	--	--
12 (Average)	2483.500	10.640	26.523	37.164	74.00	54.00	Pass

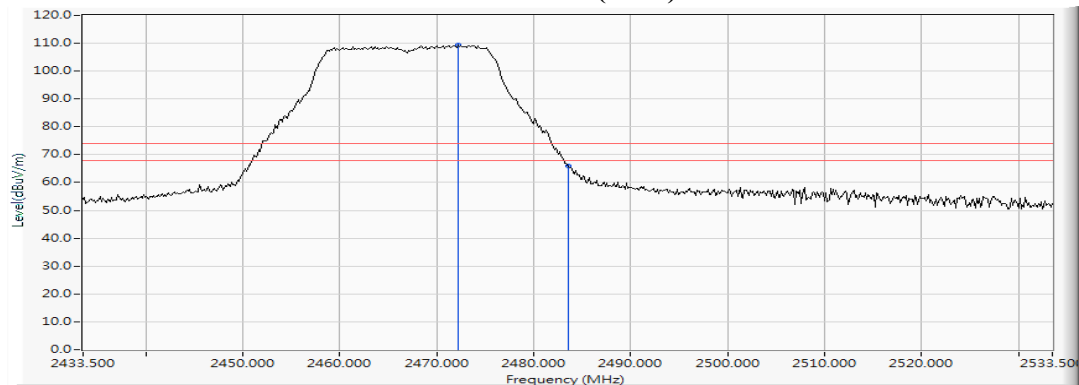
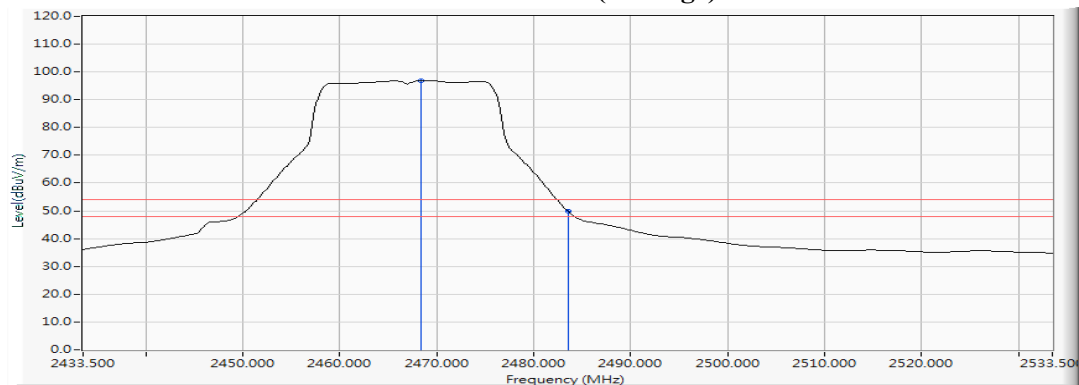
Figure Channel 12: Horizontal (Peak)

Figure Channel 12: Horizontal (Average)

Note:

1. All readings above 1GHz are performed with peak and/or average measurements as necessary.
2. Peak measurements: RBW = 1MHz, VBW = 3 MHz, Sweep: Auto.
3. Average measurements: RBW = 1MHz, VBW = 10 Hz, Sweep: Auto.
4. “ * ”, means this data is the worst emission level.
5. Measurement Level = Reading Level + Correct Factor.
6. The average measurement was not performed when the peak measured data under the limit of average detection.

Product : Intel® Wireless-AC 9560
 Test Item : Band Edge
 Test Date : 2018/03/14
 Test Mode : Mode 3 MIMO: Transmit - 802.11n-20BW_14.4Mbps(2.4G Band) (2467MHz)

RF Radiated Measurement (Vertical):

Channel No.	Frequency (MHz)	Correct Factor (dB)	Reading Level (dBμV)	Emission Level (dBμV /m)	Peak Limit (dBμV /m)	Average Limit (dBμV /m)	Result
12 (Peak)	2472.196	10.596	98.724	109.320	--	--	--
12 (Peak)	2483.500	10.640	55.467	66.108	74.00	54.00	Pass
12 (Average)	2468.428	10.579	86.283	96.861	--	--	--
12 (Average)	2483.500	10.640	39.267	49.908	74.00	54.00	Pass

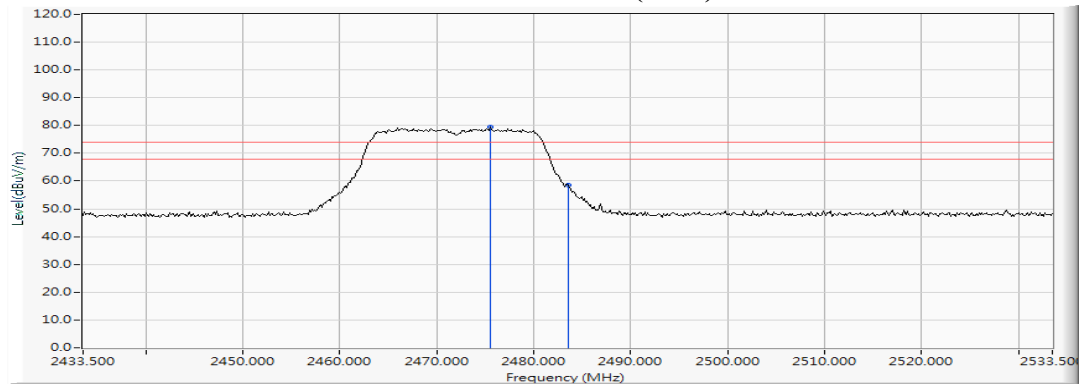
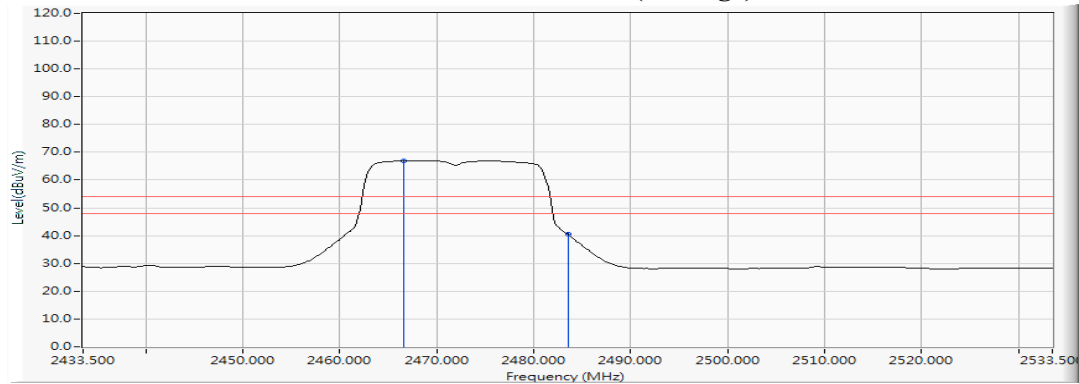
Figure Channel 12: Vertical (Peak)**Figure Channel 12: Vertical (Average)****Note:**

1. All readings above 1GHz are performed with peak and/or average measurements as necessary.
2. Peak measurements: RBW = 1MHz, VBW = 3 MHz, Sweep: Auto.
3. Average measurements: RBW = 1MHz, VBW = 10 Hz, Sweep: Auto.
4. “ * ”, means this data is the worst emission level.
5. Measurement Level = Reading Level + Correct Factor.
6. The average measurement was not performed when the peak measured data under the limit of average detection.

Product : Intel® Wireless-AC 9560
 Test Item : Band Edge
 Test Date : 2018/03/14
 Test Mode : Mode 3 MIMO: Transmit - 802.11n-20BW_14.4Mbps(2.4G Band) (2472MHz)

RF Radiated Measurement (Horizontal):

Channel No.	Frequency (MHz)	Correct Factor (dB)	Reading Level (dBμV)	Emission Level (dBμV /m)	Peak Limit (dBμV /m)	Average Limit (dBμV /m)	Result
13 (Peak)	2475.529	10.610	69.013	79.623	--	--	--
13 (Peak)	2483.500	10.640	47.802	58.443	74.00	54.00	Pass
13 (Average)	2466.543	10.570	56.418	66.988	--	--	--
13 (Average)	2483.500	10.640	29.747	40.388	74.00	54.00	Pass

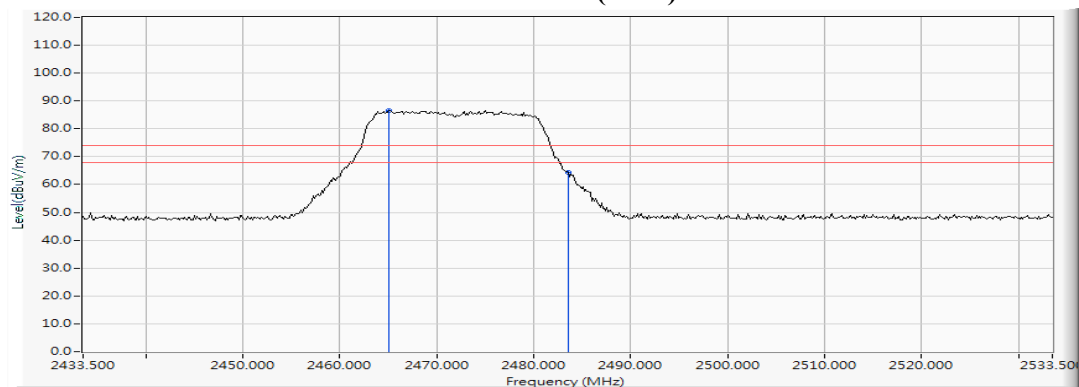
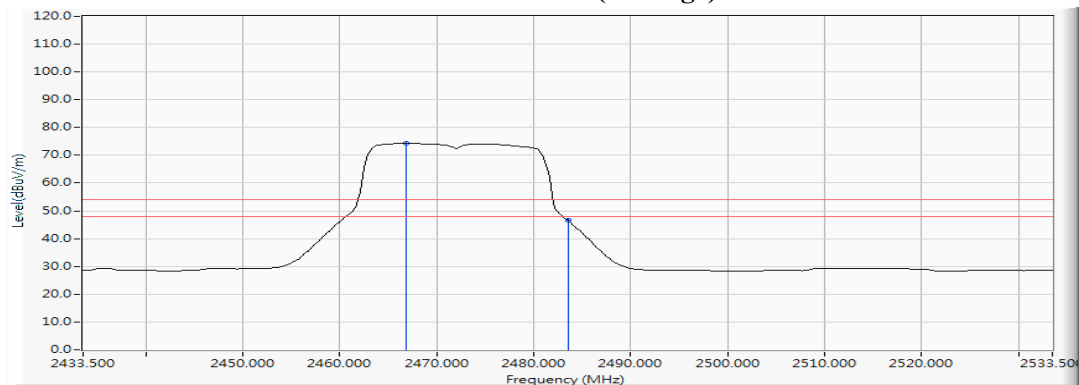
Figure Channel 13: Horizontal (Peak)

Figure Channel 13: Horizontal (Average)

Note:

1. All readings above 1GHz are performed with peak and/or average measurements as necessary.
2. Peak measurements: RBW = 1MHz, VBW = 3 MHz, Sweep: Auto.
3. Average measurements: RBW = 1MHz, VBW = 10 Hz, Sweep: Auto.
4. “ * ”, means this data is the worst emission level.
5. Measurement Level = Reading Level + Correct Factor.
6. The average measurement was not performed when the peak measured data under the limit of average detection.

Product : Intel® Wireless-AC 9560
 Test Item : Band Edge
 Test Date : 2018/03/14
 Test Mode : Mode 3 MIMO: Transmit - 802.11n-20BW_14.4Mbps(2.4G Band) (2472MHz)

RF Radiated Measurement (Vertical):

Channel No.	Frequency (MHz)	Correct Factor (dB)	Reading Level (dBμV)	Emission Level (dBμV /m)	Peak Limit (dBμV /m)	Average Limit (dBμV /m)	Result
13 (Peak)	2465.094	10.563	75.958	86.521	--	--	--
13 (Peak)	2483.500	10.640	53.556	64.197	74.00	54.00	Pass
13 (Average)	2466.833	10.571	63.694	74.265	--	--	--
13 (Average)	2483.500	10.640	35.912	46.553	74.00	54.00	Pass

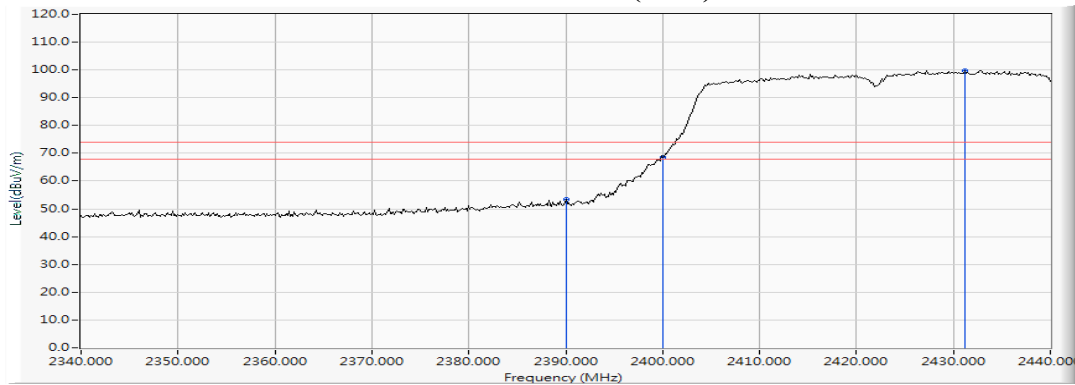
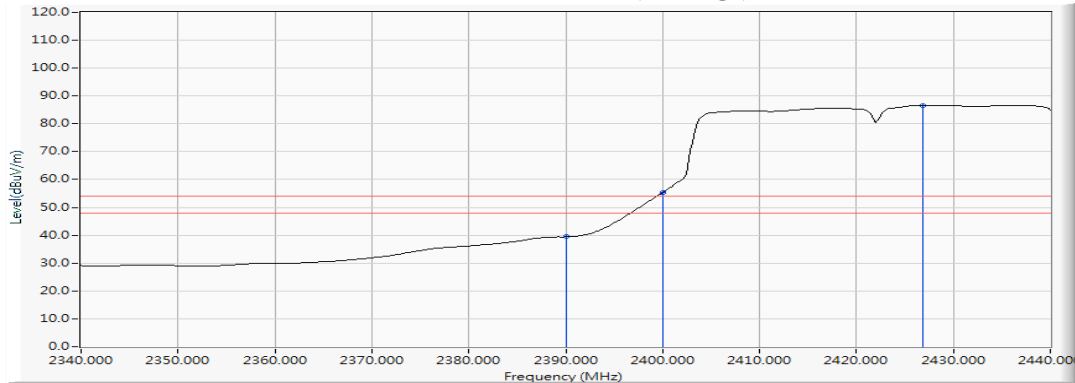
Figure Channel 13: Vertical (Peak)

Figure Channel 13: Vertical (Average)

Note:

1. All readings above 1GHz are performed with peak and/or average measurements as necessary.
2. Peak measurements: RBW = 1MHz, VBW = 3 MHz, Sweep: Auto.
3. Average measurements: RBW = 1MHz, VBW = 10 Hz, Sweep: Auto.
4. “ * ”, means this data is the worst emission level.
5. Measurement Level = Reading Level + Correct Factor.
6. The average measurement was not performed when the peak measured data under the limit of average detection.

Product : Intel® Wireless-AC 9560
 Test Item : Band Edge
 Test Date : 2018/03/14
 Test Mode : Mode 3 MIMO: Transmit - 802.11n-40BW_30Mbps(2.4G Band) (2422MHz)

RF Radiated Measurement (Horizontal):

Channel No.	Frequency (MHz)	Correct Factor (dB)	Reading Level (dBμV)	Emission Level (dBμV /m)	Peak Limit (dBμV /m)	Average Limit (dBμV /m)	Result
03 (Peak)	2390.000	10.262	43.084	53.346	74.00	54.00	Pass
03 (Peak)	2400.000	10.304	58.258	68.561	--	--	--
03 (Peak)	2431.159	10.432	89.363	99.795	--	--	--
03 (Average)	2390.000	10.262	29.152	39.414	74.00	54.00	Pass
03 (Average)	2400.000	10.304	45.165	55.468	--	--	--
03 (Average)	2426.812	10.413	76.255	86.668	--	--	--

Figure Channel 03: Horizontal (Peak)**Figure Channel 03: Horizontal (Average)**

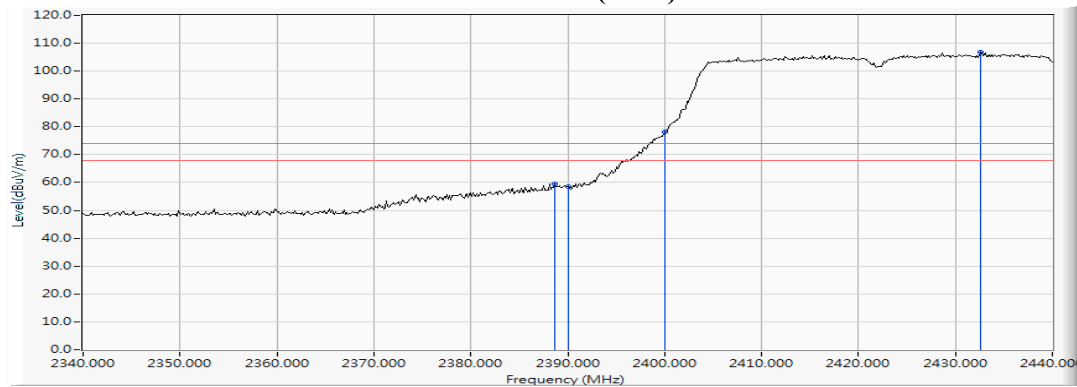
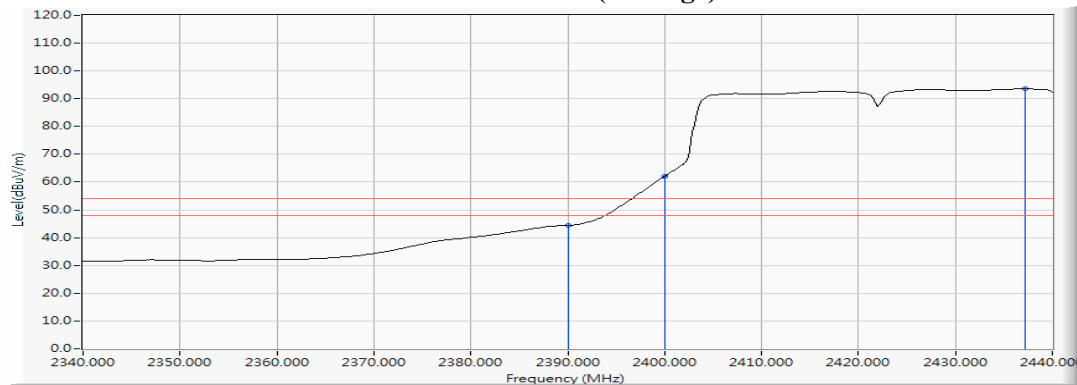
Note:

1. All readings above 1GHz are performed with peak and/or average measurements as necessary.
2. Peak measurements: RBW = 1MHz, VBW = 3 MHz, Sweep: Auto.
3. Average measurements: RBW = 1MHz, VBW = 10 Hz, Sweep: Auto.
4. “ * ”, means this data is the worst emission level.
5. Measurement Level = Reading Level + Correct Factor.
6. The average measurement was not performed when the peak measured data under the limit of average detection.

Product : Intel® Wireless-AC 9560
 Test Item : Band Edge
 Test Date : 2018/03/14
 Test Mode : Mode 3 MIMO: Transmit - 802.11n-40BW_30Mbps(2.4G Band) (2422MHz)

RF Radiated Measurement (Vertical):

Channel No.	Frequency (MHz)	Correct Factor (dB)	Reading Level (dBμV)	Emission Level (dBμV/m)	Peak Limit (dBμV/m)	Average Limit (dBμV/m)	Result
03 (Peak)	2388.696	10.257	49.324	59.581	74.00	54.00	Pass
03 (Peak)	2390.000	10.262	48.212	58.474	74.00	54.00	Pass
03 (Peak)	2400.000	10.304	67.804	78.107	--	--	--
03 (Peak)	2432.609	10.438	96.363	106.801	--	--	--
03 (Average)	2390.000	10.262	34.142	44.404	74.00	54.00	Pass
03 (Average)	2400.000	10.304	51.809	62.112	--	--	--
03 (Average)	2437.246	10.457	83.115	93.572	--	--	--

Figure Channel 03: Vertical (Peak)

Figure Channel 03: Vertical (Average)


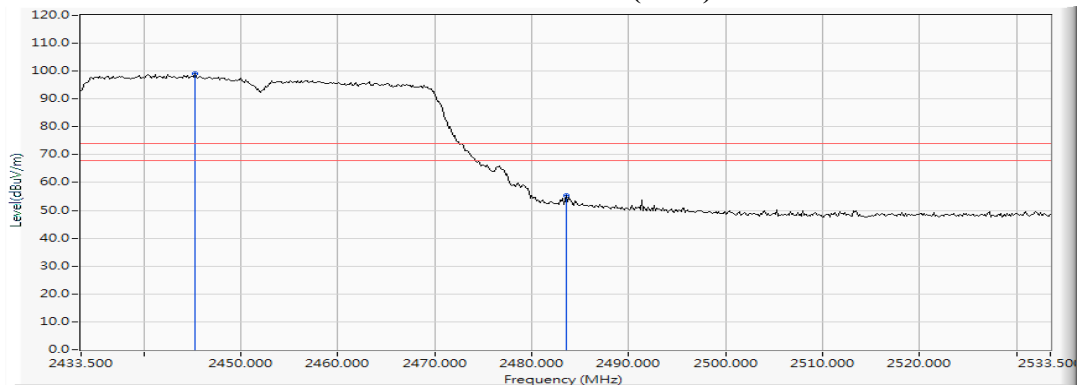
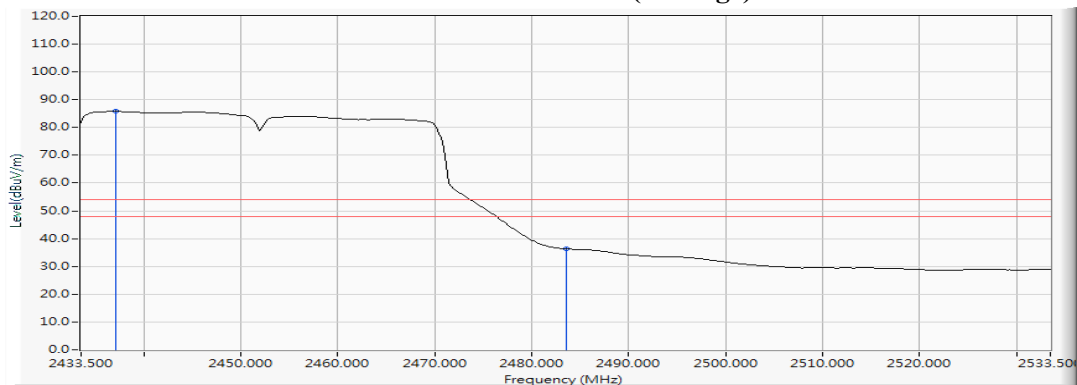
Note:

1. All readings above 1GHz are performed with peak and/or average measurements as necessary.
2. Peak measurements: RBW = 1MHz, VBW = 3 MHz, Sweep: Auto.
3. Average measurements: RBW = 1MHz, VBW = 10 Hz, Sweep: Auto.
4. “ * ”, means this data is the worst emission level.
5. Measurement Level = Reading Level + Correct Factor.
6. The average measurement was not performed when the peak measured data under the limit of average detection.

Product : Intel® Wireless-AC 9560
 Test Item : Band Edge
 Test Date : 2017/09/26
 Test Mode : Mode 3 MIMO: Transmit - 802.11n-40BW_30Mbps(2.4G Band) (2452MHz)

RF Radiated Measurement (Horizontal):

Channel No.	Frequency (MHz)	Correct Factor (dB)	Reading Level (dBμV)	Emission Level (dBμV /m)	Peak Limit (dBμV /m)	Average Limit (dBμV /m)	Result
09 (Peak)	2445.239	10.486	88.676	99.161	--	--	--
09 (Peak)	2483.500	10.640	44.661	55.302	74.00	54.00	Pass
09 (Average)	2437.123	10.456	75.318	85.775	--	--	--
09 (Average)	2483.500	10.640	25.627	36.268	74.00	54.00	Pass

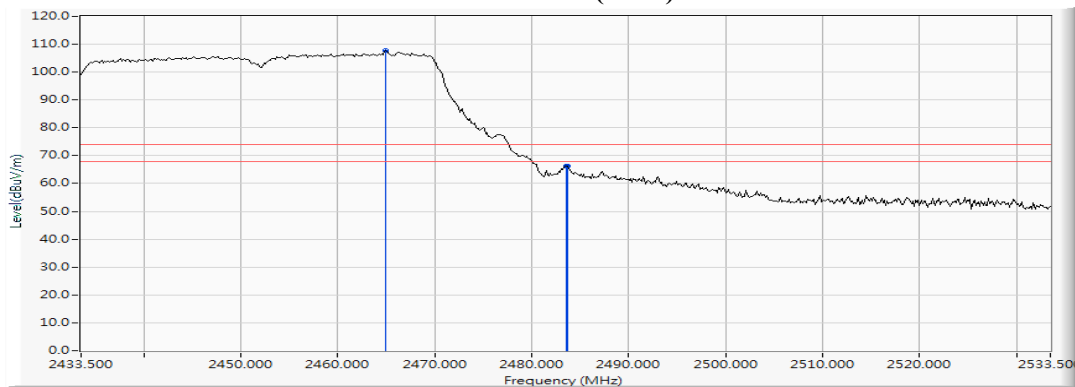
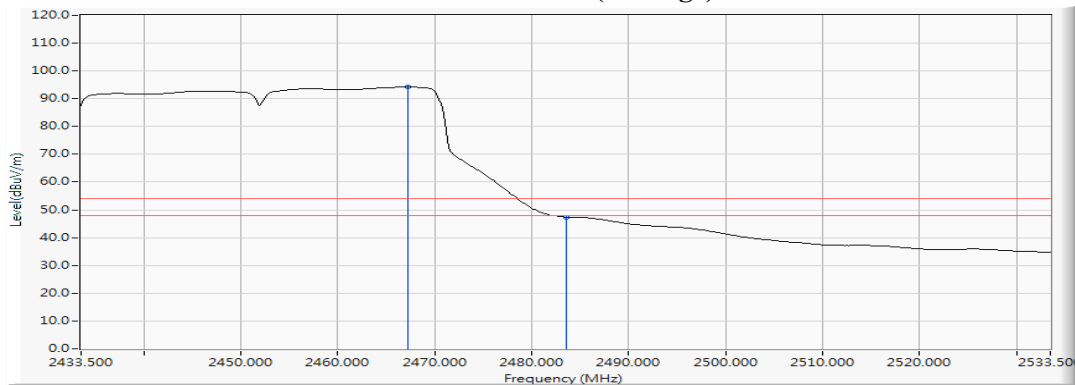
Figure Channel 09:**Horizontal (Peak)****Figure Channel 09:****Horizontal (Average)****Note:**

1. All readings above 1GHz are performed with peak and/or average measurements as necessary.
2. Peak measurements: RBW = 1MHz, VBW = 3 MHz, Sweep: Auto.
3. Average measurements: RBW = 1MHz, VBW = 10 Hz, Sweep: Auto.
4. “ * ”, means this data is the worst emission level.
5. Measurement Level = Reading Level + Correct Factor.
6. The average measurement was not performed when the peak measured data under the limit of average detection.

Product : Intel® Wireless-AC 9560
 Test Item : Band Edge
 Test Date : 2018/03/14
 Test Mode : Mode 3 MIMO: Transmit - 802.11n-40BW_30Mbps(2.4G Band) (2452MHz)

RF Radiated Measurement (Vertical):

Channel No.	Frequency (MHz)	Correct Factor (dB)	Reading Level (dBμV)	Emission Level (dBμV /m)	Peak Limit (dBμV /m)	Average Limit (dBμV /m)	Result
09 (Peak)	2464.949	10.563	97.064	107.627	--	--	--
09 (Peak)	2483.500	10.640	55.582	66.223	74.00	54.00	Pass
09 (Peak)	2483.645	10.642	55.601	66.243	74.00	54.00	Pass
09 (Average)	2467.268	10.574	83.655	94.228	--	--	--
09 (Average)	2483.500	10.640	36.760	47.401	74.00	54.00	Pass

Figure Channel 09: Vertical (Peak)

Figure Channel 09: Vertical (Average)


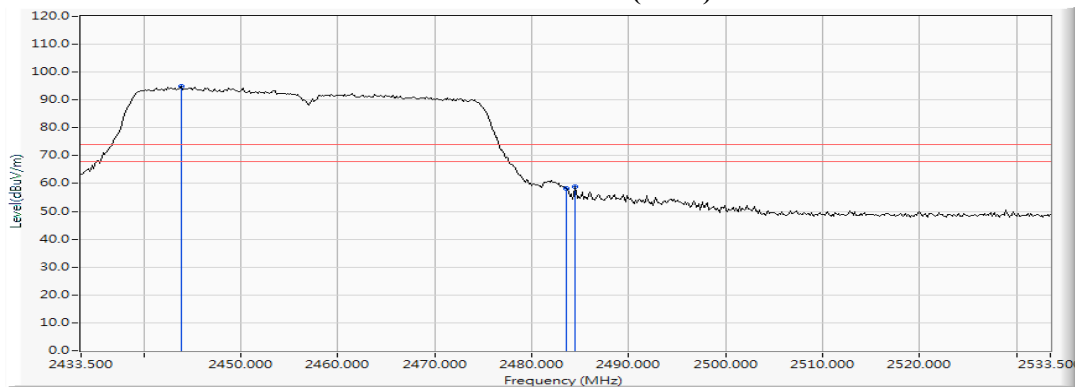
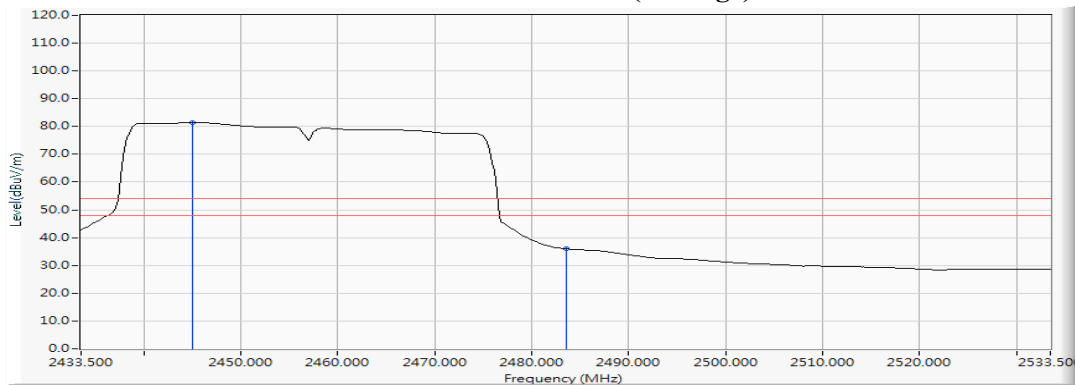
Note:

1. All readings above 1GHz are performed with peak and/or average measurements as necessary.
2. Peak measurements: RBW = 1MHz, VBW = 3 MHz, Sweep: Auto.
3. Average measurements: RBW = 1MHz, VBW = 10 Hz, Sweep: Auto.
4. “ * ”, means this data is the worst emission level.
5. Measurement Level = Reading Level + Correct Factor.
6. The average measurement was not performed when the peak measured data under the limit of average detection.

Product : Intel® Wireless-AC 9560
 Test Item : Band Edge
 Test Date : 2018/03/14
 Test Mode : Mode 3 MIMO: Transmit - 802.11n-40BW_30Mbps(2.4G Band) (2457MHz)

RF Radiated Measurement (Horizontal):

Channel No.	Frequency (MHz)	Correct Factor (dB)	Reading Level (dBμV)	Emission Level (dBμV /m)	Peak Limit (dBμV /m)	Average Limit (dBμV /m)	Result
10 (Peak)	2443.790	10.480	84.416	94.896	--	--	--
10 (Peak)	2483.500	10.640	47.555	58.196	74.00	54.00	Pass
10 (Peak)	2484.514	10.646	48.202	58.847	74.00	54.00	Pass
10 (Average)	2444.949	10.485	70.978	81.462	--	--	--
10 (Average)	2483.500	10.640	25.302	35.943	74.00	54.00	Pass

Figure Channel 10: Horizontal (Peak)**Figure Channel 10: Horizontal (Average)**

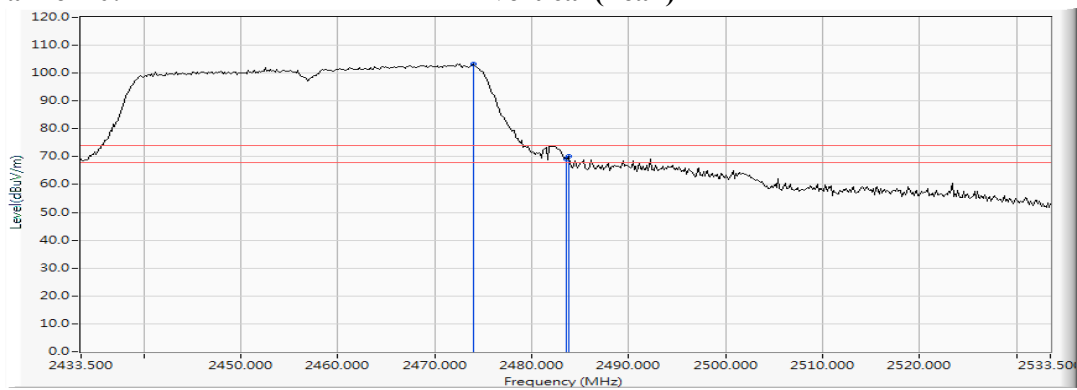
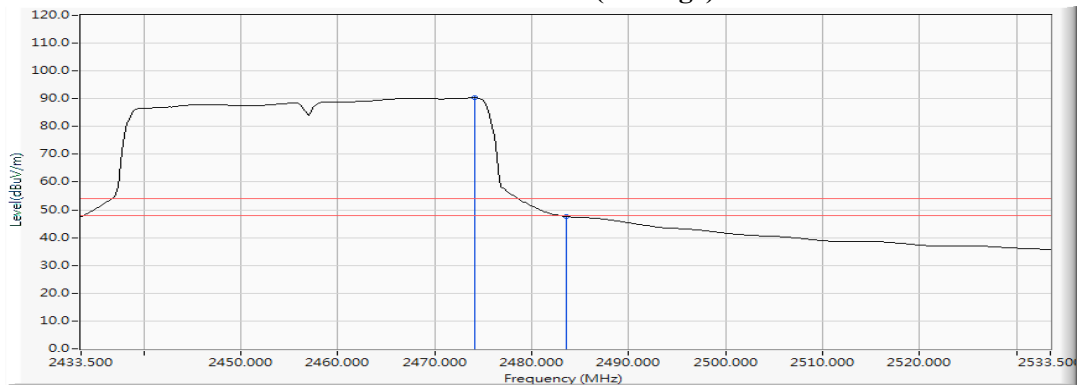
Note:

1. All readings above 1GHz are performed with peak and/or average measurements as necessary.
2. Peak measurements: RBW = 1MHz, VBW = 3 MHz, Sweep: Auto.
3. Average measurements: RBW = 1MHz, VBW = 10 Hz, Sweep: Auto.
4. “ * ”, means this data is the worst emission level.
5. Measurement Level = Reading Level + Correct Factor.
6. The average measurement was not performed when the peak measured data under the limit of average detection.

Product : Intel® Wireless-AC 9560
 Test Item : Band Edge
 Test Date : 2018/03/14
 Test Mode : Mode 3 MIMO: Transmit - 802.11n-40BW_30Mbps(2.4G Band) (2457MHz)

RF Radiated Measurement (Vertical):

Channel No.	Frequency (MHz)	Correct Factor (dB)	Reading Level (dBμV)	Emission Level (dBμV /m)	Peak Limit (dBμV /m)	Average Limit (dBμV /m)	Result
10 (Peak)	2473.935	10.604	92.763	103.367	--	--	--
10 (Peak)	2483.500	10.640	58.510	69.151	74.00	54.00	Pass
10 (Peak)	2483.790	10.643	59.371	70.013	74.00	54.00	Pass
10 (Average)	2474.080	10.604	79.683	90.287	--	--	--
10 (Average)	2483.500	10.640	36.957	47.598	74.00	54.00	Pass

Figure Channel 10: Vertical (Peak)

Figure Channel 10: Vertical (Average)


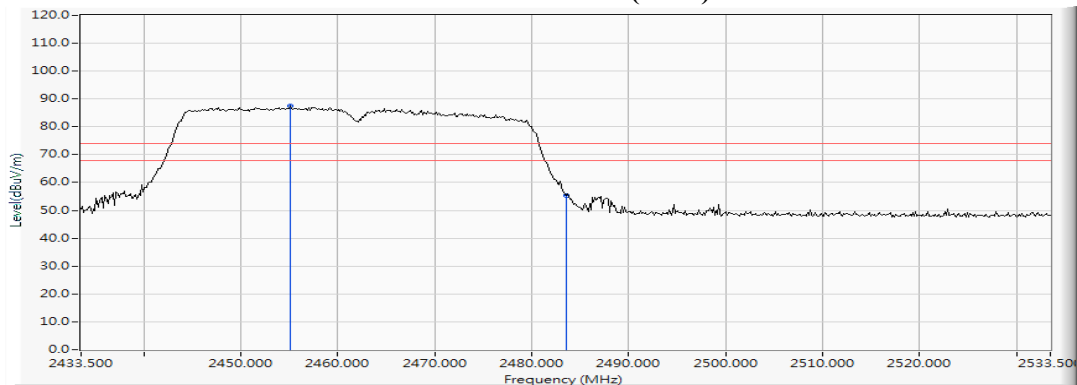
Note:

1. All readings above 1GHz are performed with peak and/or average measurements as necessary.
2. Peak measurements: RBW = 1MHz, VBW = 3 MHz, Sweep: Auto.
3. Average measurements: RBW = 1MHz, VBW = 10 Hz, Sweep: Auto.
4. “ * ”, means this data is the worst emission level.
5. Measurement Level = Reading Level + Correct Factor.
6. The average measurement was not performed when the peak measured data under the limit of average detection.

Product : Intel® Wireless-AC 9560
 Test Item : Band Edge
 Test Date : 2018/03/14
 Test Mode : Mode 3 MIMO: Transmit - 802.11n-40BW_30Mbps(2.4G Band) (2462MHz)

RF Radiated Measurement (Horizontal):

Channel No.	Frequency (MHz)	Correct Factor (dB)	Reading Level (dBμV)	Emission Level (dBμV /m)	Peak Limit (dBμV /m)	Average Limit (dBμV /m)	Result
11 (Peak)	2455.094	10.519	76.842	87.362	--	--	--
11 (Peak)	2483.500	10.640	44.813	55.454	74.00	54.00	Pass
11 (Average)	2456.688	10.526	64.101	74.627	--	--	--
11 (Average)	2483.500	10.640	23.023	33.664	74.00	54.00	Pass

Figure Channel 11: Horizontal (Peak)

Figure Channel 11: Horizontal (Average)

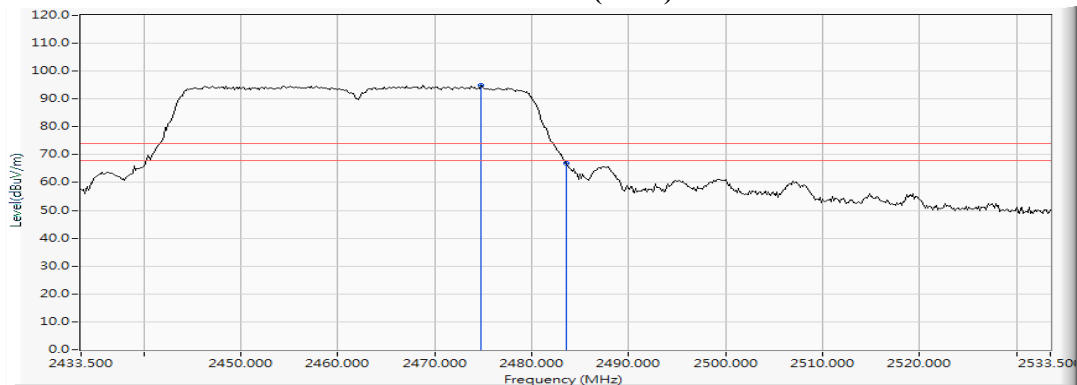
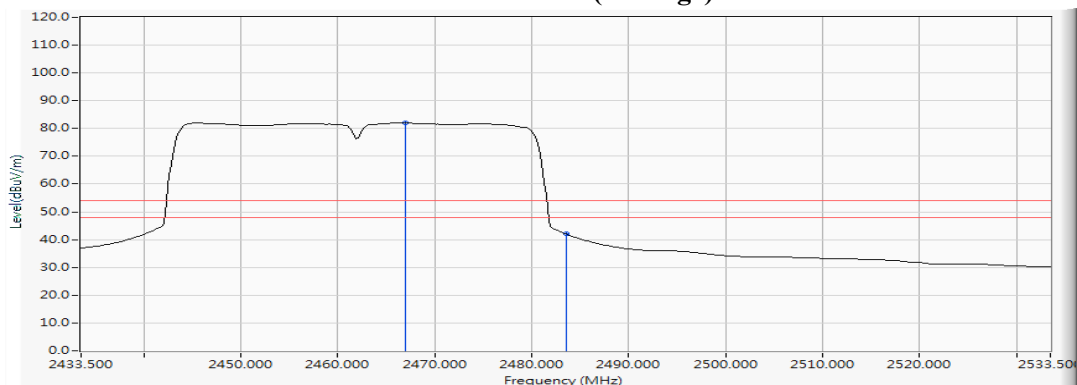

Note:

1. All readings above 1GHz are performed with peak and/or average measurements as necessary.
2. Peak measurements: RBW = 1MHz, VBW = 3 MHz, Sweep: Auto.
3. Average measurements: RBW = 1MHz, VBW = 10 Hz, Sweep: Auto.
4. “ * ”, means this data is the worst emission level.
5. Measurement Level = Reading Level + Correct Factor.
6. The average measurement was not performed when the peak measured data under the limit of average detection.

Product : Intel® Wireless-AC 9560
 Test Item : Band Edge
 Test Date : 2018/03/14
 Test Mode : Mode 3 MIMO: Transmit - 802.11n-40BW_30Mbps(2.4G Band) (2462MHz)

RF Radiated Measurement (Vertical):

Channel No.	Frequency (MHz)	Correct Factor (dB)	Reading Level (dBμV)	Emission Level (dBμV /m)	Peak Limit (dBμV /m)	Average Limit (dBμV /m)	Result
11 (Peak)	2474.804	10.607	84.351	94.958	--	--	--
11 (Peak)	2483.500	10.640	56.372	67.013	74.00	54.00	Pass
11 (Average)	2466.978	10.572	71.420	81.992	--	--	--
11 (Average)	2483.500	10.640	31.380	42.021	74.00	54.00	Pass

Figure Channel 11: Vertical (Peak)**Figure Channel 11: Vertical (Average)**

Note:

1. All readings above 1GHz are performed with peak and/or average measurements as necessary.
2. Peak measurements: RBW = 1MHz, VBW = 3 MHz, Sweep: Auto.
3. Average measurements: RBW = 1MHz, VBW = 10 Hz, Sweep: Auto.
4. “ * ”, means this data is the worst emission level.
5. Measurement Level = Reading Level + Correct Factor.
6. The average measurement was not performed when the peak measured data under the limit of average detection.