





Annex D. Photographs

D.1 Test Setup







Radiated Test Setup

30 MHz – 1 GHz	1 GHz – 18 GHz
	
18 GHz – 40 GHz	
	

Conducted Test Setup




D.2 Test Sample


Sample #01	
Module Front	Module Back
	
Socket Front	Socket Back
	
Extender board	Laptop
	

Sample #02


Module Front



Module Back



Socket Front



Socket Back



Extender board



Laptop




Sample #03


Module Front



Module Back



Socket Front



Socket Back



Extender board



Laptop

