





# Annex D. Photographs


## D.1 Test Setup

### Radiated Test Setup





<div>Radiated Setup-1 30 MHz – 1 GHz</div> <div></div>	<div>Radiated Setup-2 1 GHz – 6.4 GHz</div> <div></div>
<div>Radiated Setup-1 6.4 GHz – 18 GHz</div> <div></div>	<div>Radiated Setup-2 18 GHz – 26.5 GHz</div> <div></div>

Conducted Test Setup

Front



## D.2 Test Sample


Sample #01	
Module Front	Module Back
	
Extender board	Laptop
	

Sample #02

Module Front



Module Back



Extender board



Laptop






Sample #03

Module Front



Module Back



Extender board



Laptop

