






Annex C. Photographs

C.1 Test Setup

Radiated Test Setup





Radiated Setup-1 30 MHz – 1 GHz	Radiated Setup-2 1 GHz – 6.4 GHz
	
Radiated Setup-1 6.4 GHz – 18 GHz	Radiated Setup-2 18 GHz – 26.5 GHz
	

Conducted Test Setup



C.2 Test Sample

Sample #01


Module Front	Module Back
	
Extender board	Laptop
	

Sample #02

Module Front



Module Back



Extender board



Laptop




Sample #03

Module Front



Module Back



Extender board



Laptop

