

Annex C. Photographs


C.1 Test Setup

AC power-line conducted emission test setup


150 kHz – 30 MHz



Radiated setup





EUT arrangement




C.2 Test Sample

Sample #01


Module Front	Module Back
	
Socket Front	Socket Back
	
Extender board	Laptop
	

Sample #02


Module Front



Module Back



Socket Front



Socket Back



Extender board



Laptop



PCI cable

