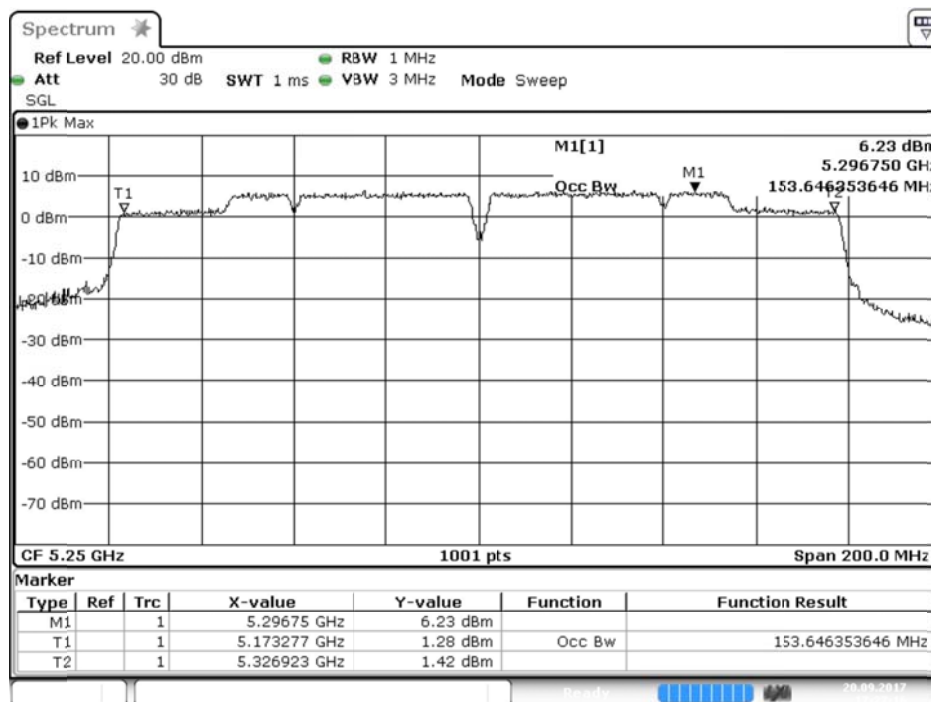
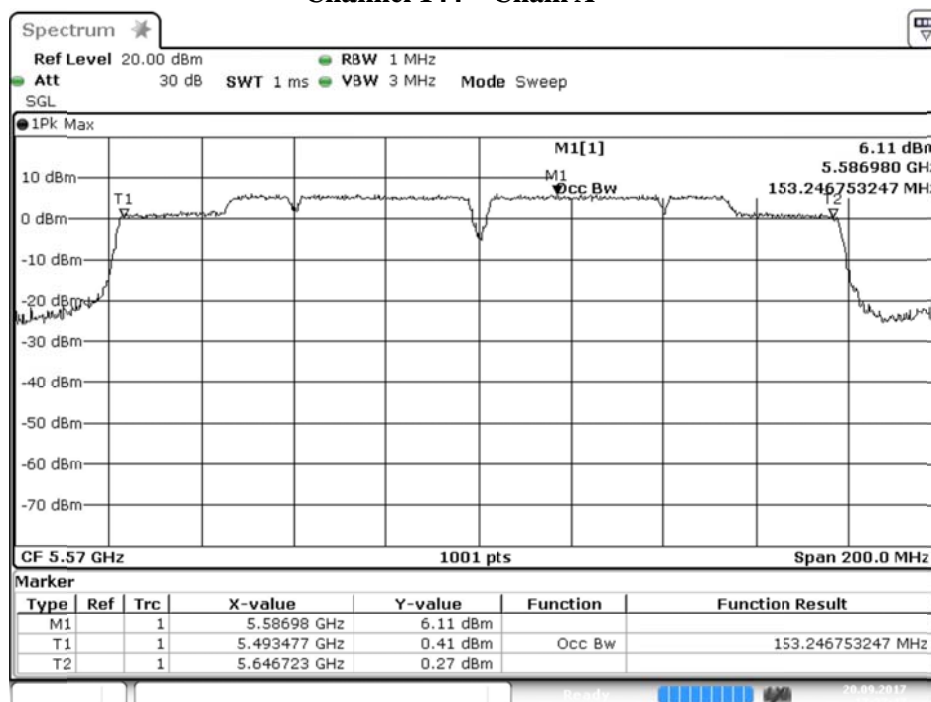


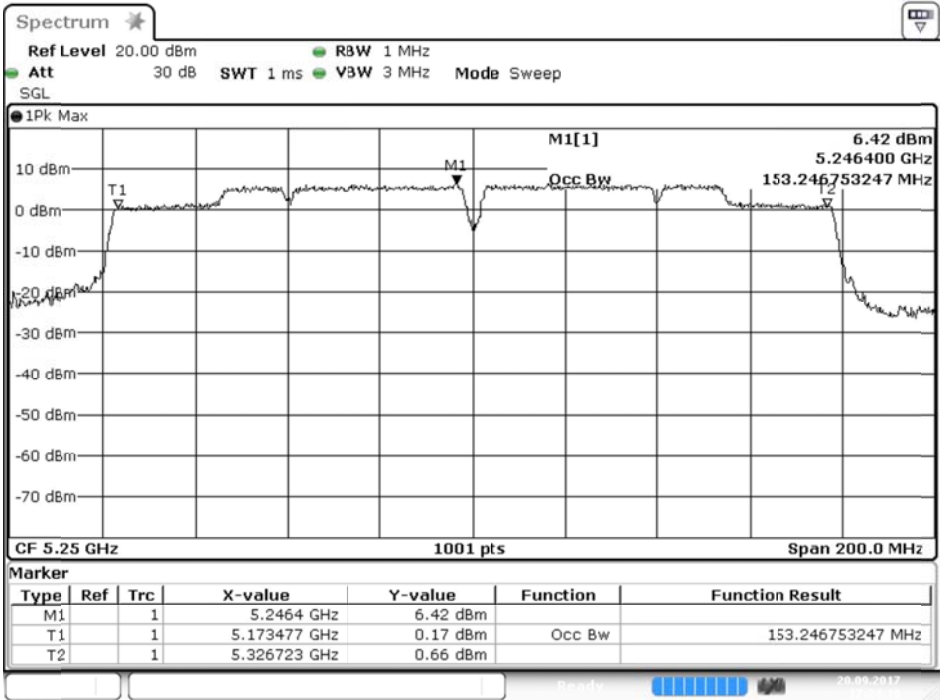
99% Occupied Bandwidth:**Channel 50 – Chain A**

Date: 20.SEP.2017 17:27:16

Channel 144 – Chain A

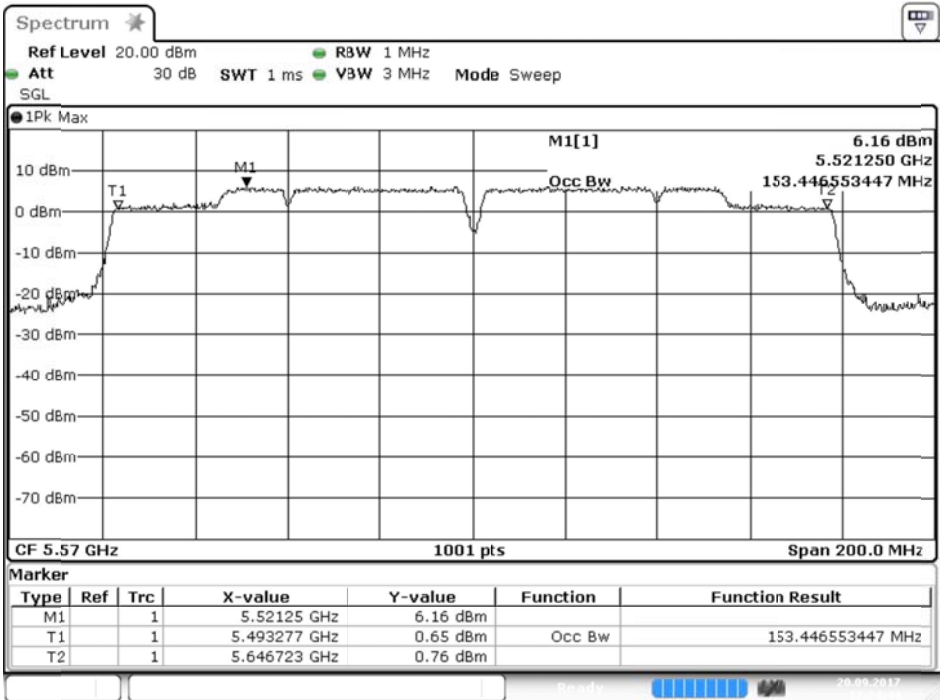
Date: 20.SEP.2017 17:27:48

99% Occupied Bandwidth:
Channel 50 – Chain B



Date: 20.SEP.2017 17:24:11

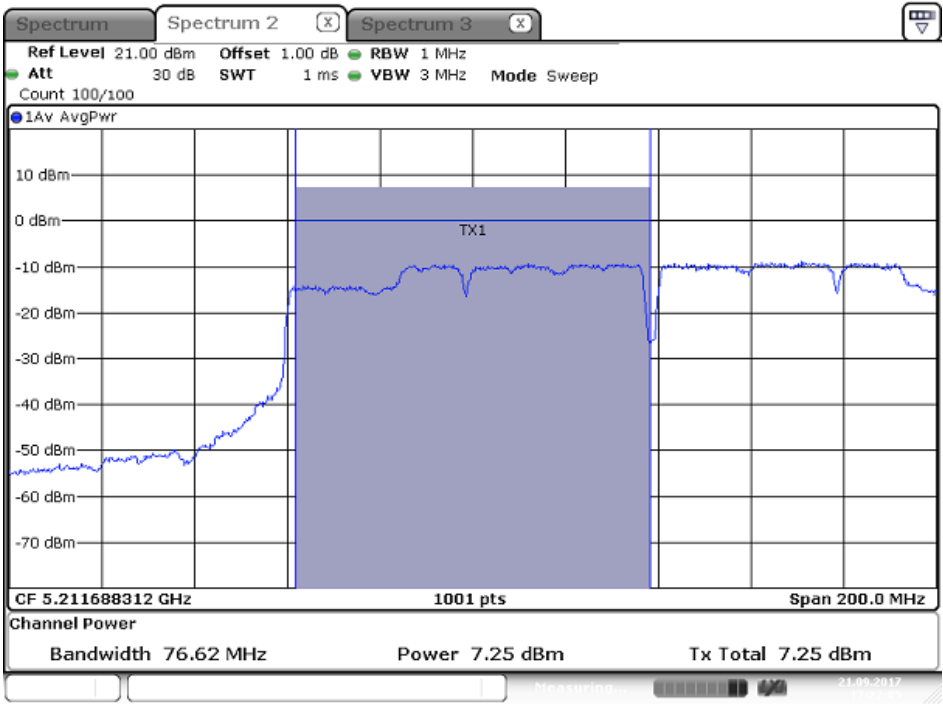
Channel 144 – Chain B



Date: 20.SEP.2017 17:24:44

Maximum conducted output power:

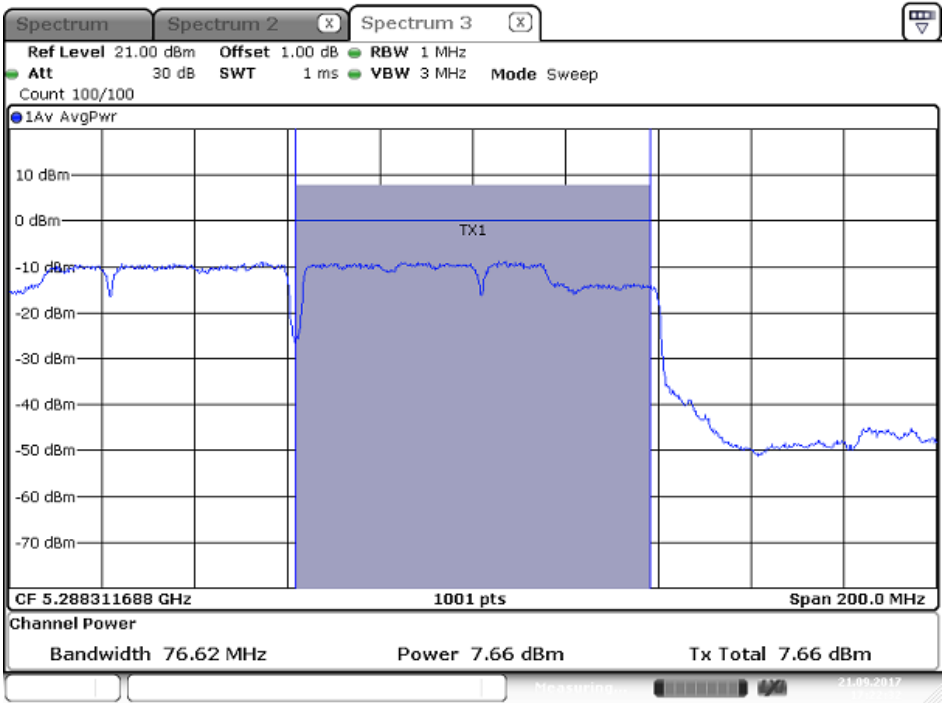
Channel 50 – Chain A



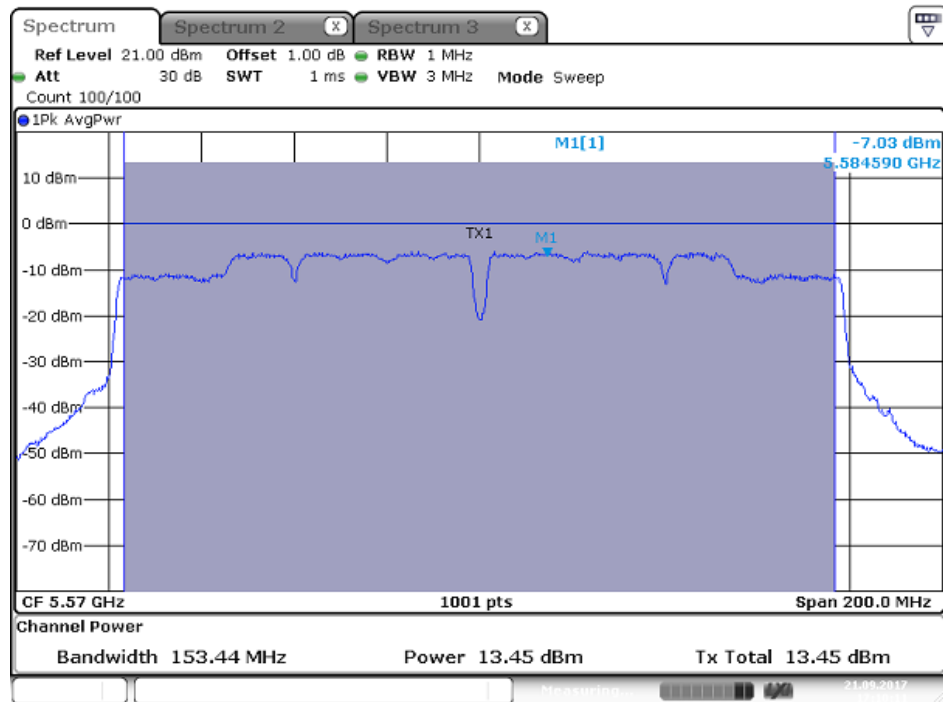
Date: 21 SEP 2017 17:22:06

Maximum conducted output power:

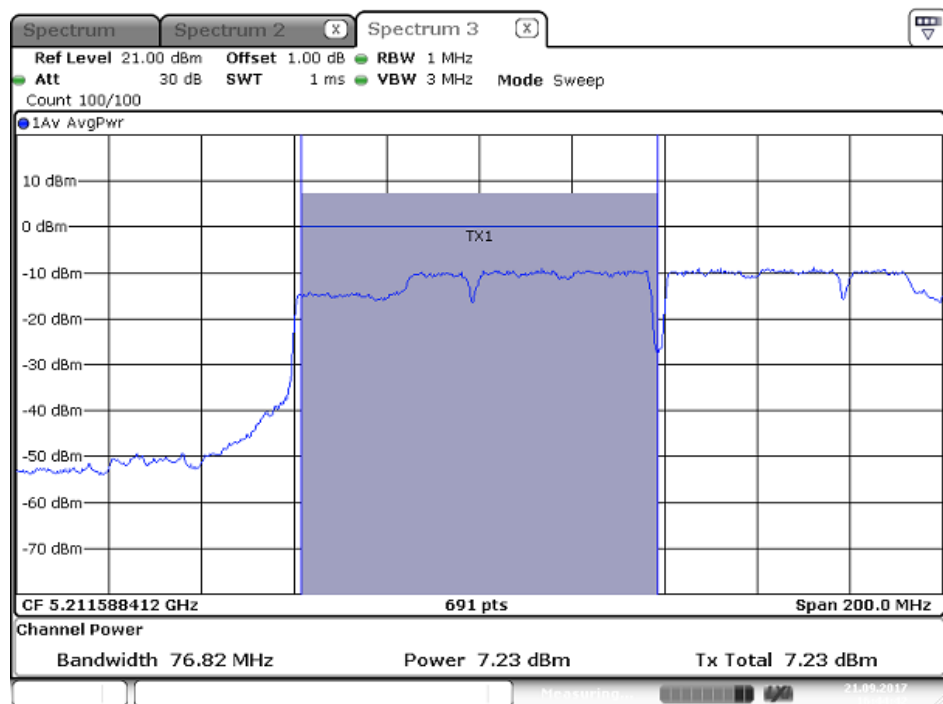
Channel 50 – Chain A



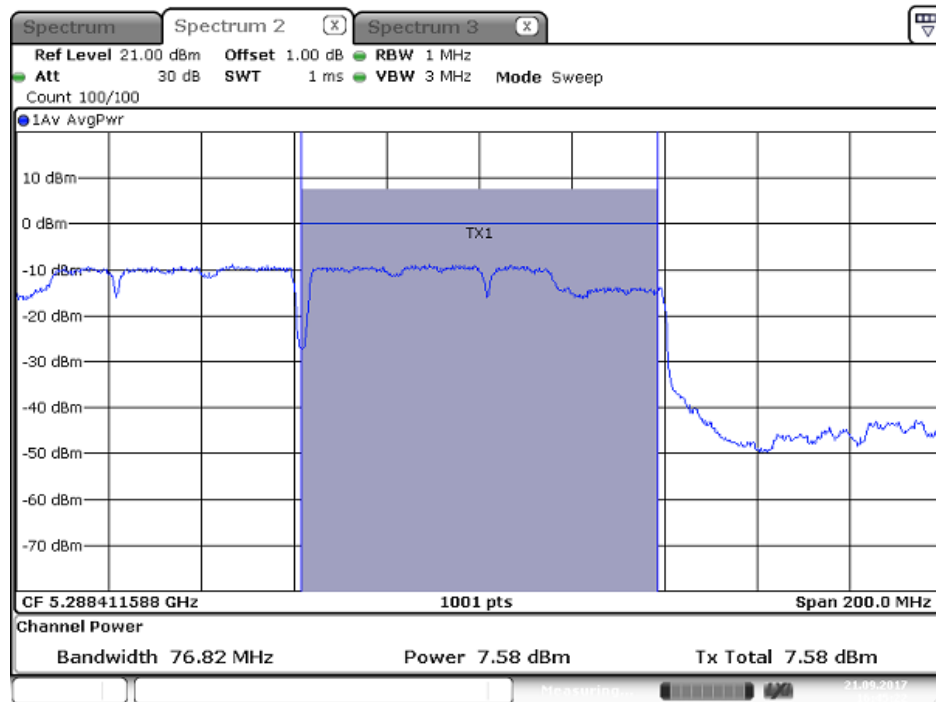
Date: 21 SEP 2017 17:22:32

Maximum conducted output power:**Channel 144 – Chain A**

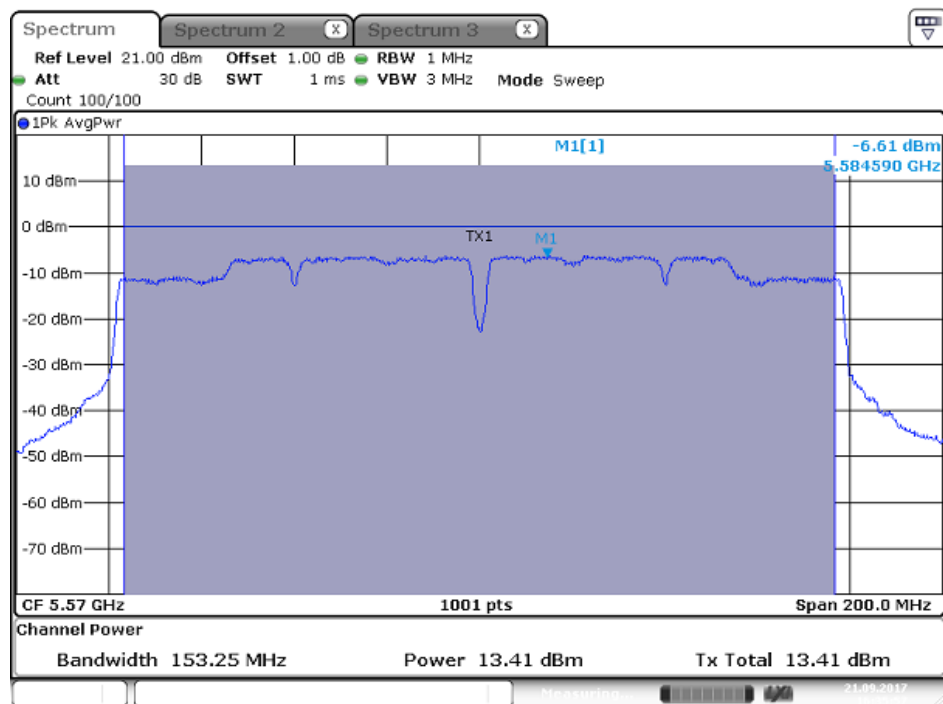
Date: 21 SEP 2017 17:10:12

Maximum conducted output power:**Channel 50 – Chain B**

Date: 21 SEP 2017 16:44:42

Maximum conducted output power:**Channel 50 – Chain B**

Date: 21 SEP 2017 16:45:22

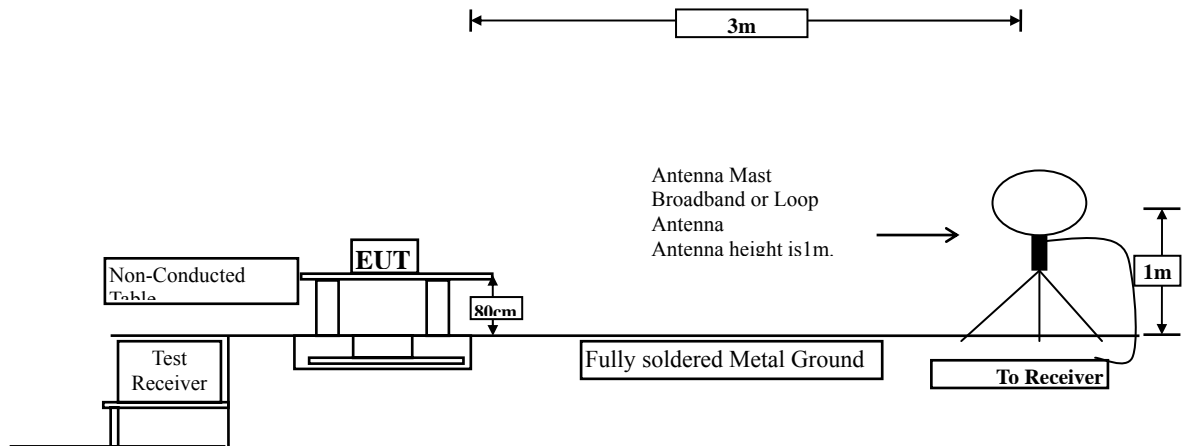
Maximum conducted output power:**Channel 144 – Chain B**

Date: 21 SEP 2017 16:25:58

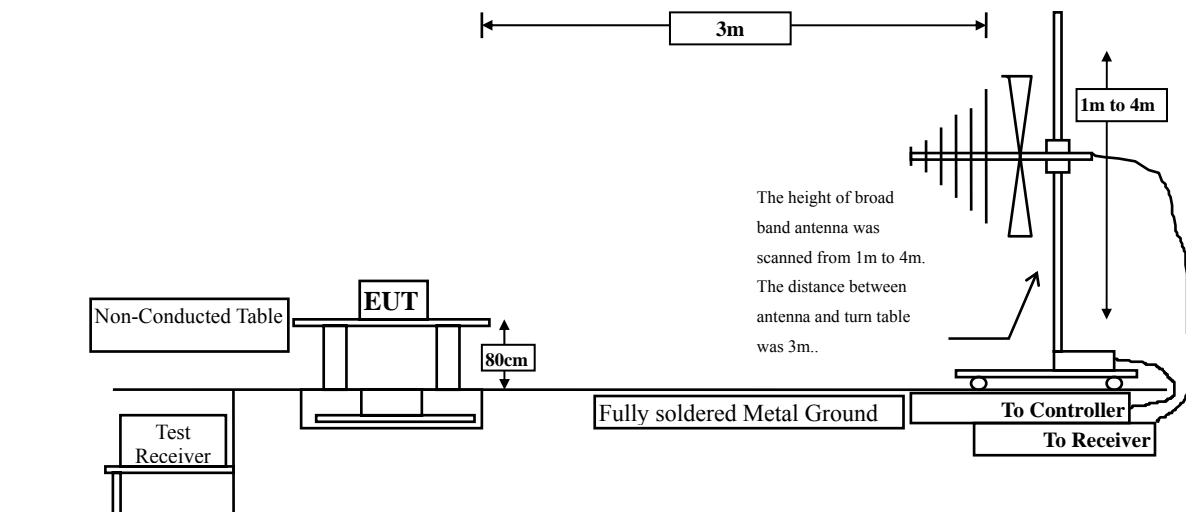
3. Radiated Emission

3.1. Test Setup

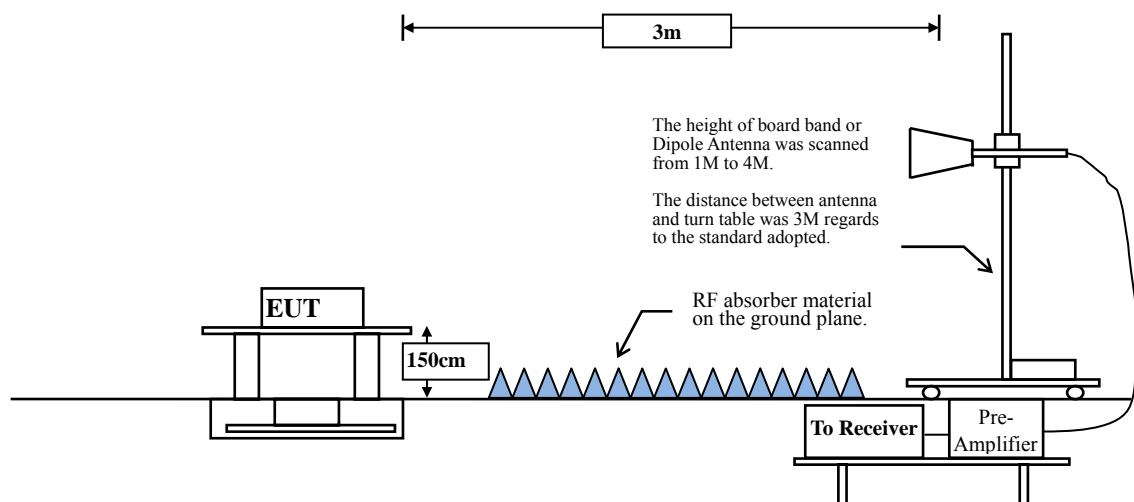
Radiated Emission Under 30MHz



Radiated Emission Below 1GHz



Radiated Emission Above 1GHz



3.2. Limits

Emissions radiated outside of the specified frequency bands, except for harmonics, shall be attenuated by at least 20dB below the level of the fundamental or to the general radiated emission limits in paragraph 15.209, whichever is the lesser attenuation.

FCC Part 15 Subpart C Paragraph 15.209(a) Limits		
Frequency MHz	Field strength (microvolts/meter)	Measurement distance (meter)
0.009-0.490	2400/F(kHz)	300
0.490-1.705	24000/F(kHz)	30
1.705-30	30	30
30-88	100	3
88-216	150	3
216-960	200	3
Above 960	500	3

Remarks: E field strength (dB μ V/m) = 20 log E field strength (uV/m)

3.3. Test Procedure

The EUT was setup according to ANSI C63.10, 2013 and tested according to FCC KDB-789033 test procedure for compliance to FCC 47CFR 15. 407 requirements.

Measuring the frequency range below 1GHz, the EUT is placed on a turn table which is 0.8 meter above ground, when measuring the frequency range above 1GHz, the EUT is placed on a turn table which is 1.5 meter above ground.

The turn table is rotated 360 degrees to determine the position of the maximum emission level.

The EUT was positioned such that the distance from antenna to the EUT was 3 meters.

The antenna is scanned between 1 meter and 4 meters to find out the maximum emission level. This is repeated for both horizontal and vertical polarization of the antenna. In order to find the maximum emission, all of the interface cables were manipulated according to ANSI C63.10: 2013 on radiated measurement.

The resolution bandwidth below 30MHz setting on the field strength meter is 9kHz and 30MHz~1GHz is 120kHz and above 1GHz is 1MHz.

Radiated emission measurements below 30MHz are made using Loop Antenna and 30MHz~1GHz are made using broadband Bilog antenna and above 1GHz are made using Horn Antennas.

The measurement is divided into the Preliminary Measurement and the Final Measurement.

The suspected frequencies are searched for in Preliminary Measurement with the measurement antenna kept pointed at the source of the emission both in azimuth and elevation, with the polarization of the antenna oriented for maximum response. The antenna is pointed at an angle towards the source of the emission, and the EUT is rotated in both height and polarization to maximize the measured emission. The emission is kept within the illumination area of the 3 dB bandwidth of the antenna.

The worst radiated emission is measured in the Open Area Test Site on the Final Measurement.

The measurement frequency range from 9kHz - 10th Harmonic of fundamental was investigated.

3.4. Uncertainty

Horizontal polarization :

30-300MHz: $\pm 4.08\text{dB}$; 300M-1GHz: $\pm 3.86\text{dB}$; 1-18GHz: $\pm 3.77\text{dB}$; 18-40GHz: $\pm 3.98\text{dB}$

Vertical polarization :

30-300MHz: $\pm 4.81\text{dB}$; 300M-1GHz: $\pm 3.87\text{dB}$; 1-18GHz : $\pm 3.83\text{dB}$; 18-40GHz: $\pm 3.98\text{dB}$

3.5. Test Result of Radiated Emission

Product : Intel® Wireless-AC 9260
 Test Item : Harmonic Radiated Emission Data
 Test Date : 2017/10/08
 Test Mode : Mode 1 SISO A: Transmit (802.11a-6Mbps)(5180MHz)

Frequency MHz	Correct Factor dB	Reading Level dB μ V	Measurement Level dB μ V/m	Margin dB	Limit dB μ V/m
Horizontal					
Peak Detector:					
10360.000	3.504	44.130	47.635	-26.365	74.000
Average Detector:					
--	--	--	--	--	54.000
Vertical					
Peak Detector:					
10360.000	3.504	44.290	47.795	-26.205	74.000
Average Detector:					
--	--	--	--	--	54.000

Note:

1. All Readings below 1GHz are Quasi-Peak, above 1GHz are performed with peak and/or average measurements as necessary.
2. Peak measurements: RBW = 1MHz, VBW = 3 MHz, Sweep: Auto.
3. Average measurements: RBW = 1MHz, VBW = 10 Hz, Sweep: Auto.
4. Measurement Level = Reading Level + Correct Factor.
5. Correct Factor = Antenna factor + Cable loss – Amplifier gain.
6. The average measurement was not performed when the peak measured data under the limit of average detection.
7. The emission levels of other frequencies are very lower than the limit and not show in test report.

Product : Intel® Wireless-AC 9260
 Test Item : Harmonic Radiated Emission Data
 Test Date : 2017/10/09
 Test Mode : Mode 1 SISO A: Transmit (802.11a-6Mbps)(5220MHz)

Frequency	Correct	Reading	Measurement	Margin	Limit
MHz	Factor	Level	Level		
	dB	dB μ V	dB μ V/m	dB	dB μ V/m
Horizontal					
Peak Detector:					
10440.000	3.544	43.380	46.924	-27.076	74.000
Average					
Detector:					
--	--	--	--	--	54.000
Vertical					
Peak Detector:					
10440.000	3.544	44.180	47.724	-26.276	74.000
Average					
Detector:					
--	--	--	--	--	54.000

Note:

1. All Readings below 1GHz are Quasi-Peak, above 1GHz are performed with peak and/or average measurements as necessary.
2. Peak measurements: RBW = 1MHz, VBW = 3 MHz, Sweep: Auto.
3. Average measurements: RBW = 1MHz, VBW = 10 Hz, Sweep: Auto.
4. Measurement Level = Reading Level + Correct Factor.
5. Correct Factor = Antenna factor + Cable loss – Amplifier gain.
6. The average measurement was not performed when the peak measured data under the limit of average detection.
7. The emission levels of other frequencies are very lower than the limit and not show in test report.

Product : Intel® Wireless-AC 9260
 Test Item : Harmonic Radiated Emission Data
 Test Date : 2017/10/09
 Test Mode : Mode 1 SISO A: Transmit (802.11a-6Mbps)(5240MHz)

Frequency	Correct	Reading	Measurement	Margin	Limit
MHz	Factor	Level	Level		
	dB	dBμV	dBμV/m	dB	dBμV/m
Horizontal					
Peak Detector:					
10480.000	3.639	43.570	47.210	-26.790	74.000
Average					
Detector:					
--	--	--	--	--	54.000
Vertical					
Peak Detector:					
10480.000	3.639	44.290	47.930	-26.070	74.000
Average					
Detector:					
--	--	--	--	--	54.000

Note:

1. All Readings below 1GHz are Quasi-Peak, above 1GHz are performed with peak and/or average measurements as necessary.
2. Peak measurements: RBW = 1MHz, VBW = 3 MHz, Sweep: Auto.
3. Average measurements: RBW = 1MHz, VBW = 10 Hz, Sweep: Auto.
4. Measurement Level = Reading Level + Correct Factor.
5. Correct Factor = Antenna factor + Cable loss – Amplifier gain.
6. The average measurement was not performed when the peak measured data under the limit of average detection.
7. The emission levels of other frequencies are very lower than the limit and not show in test report.

Product : Intel® Wireless-AC 9260
 Test Item : Harmonic Radiated Emission Data
 Test Date : 2017/10/09
 Test Mode : Mode 1 SISO A: Transmit (802.11a-6Mbps)(5260MHz)

Frequency	Correct	Reading	Measurement	Margin	Limit
MHz	Factor	Level	Level		
	dB	dBμV	dBμV/m	dB	dBμV/m
Horizontal					
Peak Detector:					
10520.000	3.670	42.380	46.050	-27.950	74.000
Average					
Detector:					
--	--	--	--	--	54.000
Vertical					
Peak Detector:					
10520.000	3.670	44.620	48.290	-25.710	74.000
Average					
Detector:					
--	--	--	--	--	54.000

Note:

1. All Readings below 1GHz are Quasi-Peak, above 1GHz are performed with peak and/or average measurements as necessary.
2. Peak measurements: RBW = 1MHz, VBW = 3 MHz, Sweep: Auto.
3. Average measurements: RBW = 1MHz, VBW = 10 Hz, Sweep: Auto.
4. Measurement Level = Reading Level + Correct Factor.
5. Correct Factor = Antenna factor + Cable loss – Amplifier gain.
6. The average measurement was not performed when the peak measured data under the limit of average detection.
7. The emission levels of other frequencies are very lower than the limit and not show in test report.

Product : Intel® Wireless-AC 9260
 Test Item : Harmonic Radiated Emission Data
 Test Date : 2017/10/09
 Test Mode : Mode 1 SISO A: Transmit (802.11a-6Mbps)(5300MHz)

Frequency	Correct	Reading	Measurement	Margin	Limit
MHz	Factor	Level	Level		
	dB	dBμV	dBμV/m	dB	dBμV/m
Horizontal					
Peak Detector:					
10600.000	3.746	43.820	47.566	-26.434	74.000
Average					
Detector:					
--	--	--	--	--	54.000
Vertical					
Peak Detector:					
10600.000	3.746	43.890	47.636	-26.364	74.000
Average					
Detector:					
--	--	--	--	--	54.000

Note:

1. All Readings below 1GHz are Quasi-Peak, above 1GHz are performed with peak and/or average measurements as necessary.
2. Peak measurements: RBW = 1MHz, VBW = 3 MHz, Sweep: Auto.
3. Average measurements: RBW = 1MHz, VBW = 10 Hz, Sweep: Auto.
4. Measurement Level = Reading Level + Correct Factor.
5. Correct Factor = Antenna factor + Cable loss – Amplifier gain.
6. The average measurement was not performed when the peak measured data under the limit of average detection.
7. The emission levels of other frequencies are very lower than the limit and not show in test report.

Product : Intel® Wireless-AC 9260
 Test Item : Harmonic Radiated Emission Data
 Test Date : 2017/10/09
 Test Mode : Mode 1 SISO A: Transmit (802.11a-6Mbps)(5320MHz)

Frequency	Correct	Reading	Measurement	Margin	Limit
MHz	Factor	Level	Level		
	dB	dB μ V	dB μ V/m	dB	dB μ V/m
Horizontal					
Peak Detector:					
10640.000	3.806	43.920	47.726	-26.274	74.000
Average Detector:					
--	--	--	--	--	54.000
Vertical					
Peak Detector:					
10640.000	3.806	44.380	48.186	-25.814	74.000
Average Detector:					
--	--	--	--	--	54.000

Note:

1. All Readings below 1GHz are Quasi-Peak, above 1GHz are performed with peak and/or average measurements as necessary.
2. Peak measurements: RBW = 1MHz, VBW = 3 MHz, Sweep: Auto.
3. Average measurements: RBW = 1MHz, VBW = 10 Hz, Sweep: Auto.
4. Measurement Level = Reading Level + Correct Factor.
5. Correct Factor = Antenna factor + Cable loss – Amplifier gain.
6. The average measurement was not performed when the peak measured data under the limit of average detection.
7. The emission levels of other frequencies are very lower than the limit and not show in test report.

Product : Intel® Wireless-AC 9260
 Test Item : Harmonic Radiated Emission Data
 Test Date : 2017/10/09
 Test Mode : Mode 1 SISO A: Transmit (802.11a-6Mbps)(5500MHz)

Frequency	Correct	Reading	Measurement	Margin	Limit
MHz	Factor	Level	Level		
	dB	dB μ V	dB μ V/m	dB	dB μ V/m
Horizontal					
Peak Detector:					
11000.000	4.343	43.390	47.733	-26.267	74.000
Average Detector:					
--	--	--	--	--	54.000
Vertical					
Peak Detector:					
11000.000	4.343	42.680	47.023	-26.977	74.000
Average Detector:					
--	--	--	--	--	54.000

Note:

1. All Readings below 1GHz are Quasi-Peak, above 1GHz are performed with peak and/or average measurements as necessary.
2. Peak measurements: RBW = 1MHz, VBW = 3 MHz, Sweep: Auto.
3. Average measurements: RBW = 1MHz, VBW = 10 Hz, Sweep: Auto.
4. Measurement Level = Reading Level + Correct Factor.
5. Correct Factor = Antenna factor + Cable loss – Amplifier gain.
6. The average measurement was not performed when the peak measured data under the limit of average detection.
7. The emission levels of other frequencies are very lower than the limit and not show in test report.

Product : Intel® Wireless-AC 9260
 Test Item : Harmonic Radiated Emission Data
 Test Date : 2017/10/09
 Test Mode : Mode 1 SISO A: Transmit (802.11a-6Mbps)(5580MHz)

Frequency	Correct	Reading	Measurement	Margin	Limit
MHz	Factor	Level	Level		
	dB	dBμV	dBμV/m	dB	dBμV/m
Horizontal					
Peak Detector:					
11160.000	4.723	44.570	49.293	-24.707	74.000
Average Detector:					
--	--	--	--	--	54.000
Vertical					
Peak Detector:					
11160.000	4.723	43.680	48.403	-25.597	74.000
Average Detector:					
--	--	--	--	--	54.000

Note:

1. All Readings below 1GHz are Quasi-Peak, above 1GHz are performed with peak and/or average measurements as necessary.
2. Peak measurements: RBW = 1MHz, VBW = 3 MHz, Sweep: Auto.
3. Average measurements: RBW = 1MHz, VBW = 10 Hz, Sweep: Auto.
4. Measurement Level = Reading Level + Correct Factor.
5. Correct Factor = Antenna factor + Cable loss – Amplifier gain.
6. The average measurement was not performed when the peak measured data under the limit of average detection.
7. The emission levels of other frequencies are very lower than the limit and not show in test report.

Product : Intel® Wireless-AC 9260
 Test Item : Harmonic Radiated Emission Data
 Test Date : 2017/10/09
 Test Mode : Mode 1 SISO A: Transmit (802.11a-6Mbps)(5700MHz)

Frequency	Correct	Reading	Measurement	Margin	Limit
MHz	Factor	Level	Level		
	dB	dB μ V	dB μ V/m	dB	dB μ V/m
Horizontal					
Peak Detector:					
11400.000	5.312	43.710	49.021	-24.979	74.000
Average Detector:					
--	--	--	--	--	54.000
Vertical					
Peak Detector:					
11400.000	5.312	43.410	48.721	-25.279	74.000
Average Detector:					
--	--	--	--	--	54.000

Note:

1. All Readings below 1GHz are Quasi-Peak, above 1GHz are performed with peak and/or average measurements as necessary.
2. Peak measurements: RBW = 1MHz, VBW = 3 MHz, Sweep: Auto.
3. Average measurements: RBW = 1MHz, VBW = 10 Hz, Sweep: Auto.
4. Measurement Level = Reading Level + Correct Factor.
5. Correct Factor = Antenna factor + Cable loss – Amplifier gain.
6. The average measurement was not performed when the peak measured data under the limit of average detection.
7. The emission levels of other frequencies are very lower than the limit and not show in test report.

Product : Intel® Wireless-AC 9260
 Test Item : Harmonic Radiated Emission Data
 Test Date : 2017/10/09
 Test Mode : Mode 1 SISO A: Transmit (802.11a-6Mbps)(5745MHz)

Frequency	Correct	Reading	Measurement	Margin	Limit
MHz	Factor	Level	Level		
	dB	dBuV	dBuV/m	dB	dBuV/m
Horizontal					
Peak Detector:					
11490.000	5.544	41.420	46.964	-27.036	74.000
Average					
Detector:					
--	--	--	--	--	54.000
Vertical					
Peak Detector:					
11490.000	5.544	42.320	47.864	-26.136	74.000
Average					
Detector:					
--	--	--	--	--	54.000

Note:

1. All Readings below 1GHz are Quasi-Peak, above 1GHz are performed with peak and/or average measurements as necessary.
2. Peak measurements: RBW = 1MHz, VBW = 3 MHz, Sweep: Auto.
3. Average measurements: RBW = 1MHz, VBW = 10 Hz, Sweep: Auto.
4. Measurement Level = Reading Level + Correct Factor.
5. Correct Factor = Antenna factor + Cable loss – Amplifier gain.
6. The average measurement was not performed when the peak measured data under the limit of average detection.
7. The emission levels of other frequencies are very lower than the limit and not show in test report.

Product : Intel® Wireless-AC 9260
 Test Item : Harmonic Radiated Emission Data
 Test Date : 2017/10/09
 Test Mode : Mode 1 SISO A: Transmit (802.11a-6Mbps)(5785MHz)

Frequency MHz	Correct Factor dB	Reading Level dBuV	Measurement Level dBuV/m	Margin dB	Limit dBuV/m
Horizontal					
Peak Detector:					
11570.000	5.749	41.420	47.170	-26.830	74.000
Average Detector:					
--	--	--	--	--	54.000
Vertical					
Peak Detector:					
11570.000	5.749	41.390	47.140	-26.860	74.000
Average Detector:					
--	--	--	--	--	54.000

Note:

1. All Readings below 1GHz are Quasi-Peak, above 1GHz are performed with peak and/or average measurements as necessary.
2. Peak measurements: RBW = 1MHz, VBW = 3 MHz, Sweep: Auto.
3. Average measurements: RBW = 1MHz, VBW = 10 Hz, Sweep: Auto.
4. Measurement Level = Reading Level + Correct Factor.
5. Correct Factor = Antenna factor + Cable loss – Amplifier gain.
6. The average measurement was not performed when the peak measured data under the limit of average detection.
7. The emission levels of other frequencies are very lower than the limit and not show in test report.

Product : Intel® Wireless-AC 9260
 Test Item : Harmonic Radiated Emission Data
 Test Date : 2017/10/09
 Test Mode : Mode 1 SISO A: Transmit (802.11a-6Mbps)(5825MHz)

Frequency	Correct	Reading	Measurement	Margin	Limit
MHz	Factor	Level	Level		
	dB	dBuV	dBuV/m	dB	dBuV/m
Horizontal					
Peak Detector:					
11650.000	5.938	42.630	48.568	-25.432	74.000
Average					
Detector:					
--	--	--	--	--	54.000
Vertical					
Peak Detector:					
11650.000	5.938	42.210	48.148	-25.852	74.000
Average					
Detector:					
--	--	--	--	--	54.000

Note:

1. All Readings below 1GHz are Quasi-Peak, above 1GHz are performed with peak and/or average measurements as necessary.
2. Peak measurements: RBW = 1MHz, VBW = 3 MHz, Sweep: Auto.
3. Average measurements: RBW = 1MHz, VBW = 10 Hz, Sweep: Auto.
4. Measurement Level = Reading Level + Correct Factor.
5. Correct Factor = Antenna factor + Cable loss – Amplifier gain.
6. The average measurement was not performed when the peak measured data under the limit of average detection.
7. The emission levels of other frequencies are very lower than the limit and not show in test report.

Product : Intel® Wireless-AC 9260
 Test Item : Harmonic Radiated Emission Data
 Test Date : 2017/10/09
 Test Mode : Mode 1 SISO A: Transmit (802.11n-20BW 7.2Mbps)(5180MHz)

Frequency	Correct	Reading	Measurement	Margin	Limit
MHz	Factor	Level	Level		
	dB	dB μ V	dB μ V/m	dB	dB μ V/m
Horizontal					
Peak Detector:					
10360.000	3.504	44.520	48.025	-25.975	74.000
Average Detector:					
--	--	--	--	--	54.000
Vertical					
Peak Detector:					
10360.000	3.504	44.480	47.985	-26.015	74.000
Average Detector:					
--	--	--	--	--	54.000

Note:

1. All Readings below 1GHz are Quasi-Peak, above 1GHz are performed with peak and/or average measurements as necessary.
2. Peak measurements: RBW = 1MHz, VBW = 3 MHz, Sweep: Auto.
3. Average measurements: RBW = 1MHz, VBW = 10 Hz, Sweep: Auto.
4. Measurement Level = Reading Level + Correct Factor.
5. Correct Factor = Antenna factor + Cable loss – Amplifier gain.
6. The average measurement was not performed when the peak measured data under the limit of average detection.
7. The emission levels of other frequencies are very lower than the limit and not show in test report.

Product : Intel® Wireless-AC 9260
 Test Item : Harmonic Radiated Emission Data
 Test Date : 2017/10/09
 Test Mode : Mode 1 SISO A: Transmit (802.11n-20BW 7.2Mbps)(5220MHz)

Frequency	Correct	Reading	Measurement	Margin	Limit
MHz	Factor	Level	Level		
	dB	dB μ V	dB μ V/m	dB	dB μ V/m
Horizontal					
Peak Detector:					
10440.000	3.544	42.820	46.364	-27.636	74.000
Average Detector:					
--	--	--	--	--	54.000
Vertical					
Peak Detector:					
10440.000	3.544	43.420	46.964	-27.036	74.000
Average Detector:					
--	--	--	--	--	54.000

Note:

1. All Readings below 1GHz are Quasi-Peak, above 1GHz are performed with peak and/or average measurements as necessary.
2. Peak measurements: RBW = 1MHz, VBW = 3 MHz, Sweep: Auto.
3. Average measurements: RBW = 1MHz, VBW = 10 Hz, Sweep: Auto.
4. Measurement Level = Reading Level + Correct Factor.
5. Correct Factor = Antenna factor + Cable loss – Amplifier gain.
6. The average measurement was not performed when the peak measured data under the limit of average detection.
7. The emission levels of other frequencies are very lower than the limit and not show in test report.

Product : Intel® Wireless-AC 9260
 Test Item : Harmonic Radiated Emission Data
 Test Date : 2017/10/09
 Test Mode : Mode 1 SISO A: Transmit (802.11n-20BW 7.2Mbps)(5240MHz)

Frequency	Correct	Reading	Measurement	Margin	Limit
MHz	Factor	Level	Level		
	dB	dB μ V	dB μ V/m	dB	dB μ V/m
Horizontal					
Peak Detector:					
10480.000	3.639	44.390	48.030	-25.970	74.000
Average Detector:					
--	--	--	--	--	54.000
Vertical					
Peak Detector:					
10480.000	3.639	43.590	47.230	-26.770	74.000
Average Detector:					
--	--	--	--	--	54.000

Note:

1. All Readings below 1GHz are Quasi-Peak, above 1GHz are performed with peak and/or average measurements as necessary.
2. Peak measurements: RBW = 1MHz, VBW = 3 MHz, Sweep: Auto.
3. Average measurements: RBW = 1MHz, VBW = 10 Hz, Sweep: Auto.
4. Measurement Level = Reading Level + Correct Factor.
5. Correct Factor = Antenna factor + Cable loss – Amplifier gain.
6. The average measurement was not performed when the peak measured data under the limit of average detection.
7. The emission levels of other frequencies are very lower than the limit and not show in test report.

Product : Intel® Wireless-AC 9260
 Test Item : Harmonic Radiated Emission Data
 Test Date : 2017/10/09
 Test Mode : Mode 1 SISO A: Transmit (802.11n-20BW 7.2Mbps)(5260MHz)

Frequency	Correct	Reading	Measurement	Margin	Limit
MHz	Factor	Level	Level		
	dB	dB μ V	dB μ V/m	dB	dB μ V/m
Horizontal					
Peak Detector:					
10520.000	3.670	43.820	47.490	-26.510	74.000
Average Detector:					
--	--	--	--	--	54.000
Vertical					
Peak Detector:					
10520.000	3.670	44.520	48.190	-25.810	74.000
Average Detector:					
--	--	--	--	--	54.000

Note:

1. All Readings below 1GHz are Quasi-Peak, above 1GHz are performed with peak and/or average measurements as necessary.
2. Peak measurements: RBW = 1MHz, VBW = 3 MHz, Sweep: Auto.
3. Average measurements: RBW = 1MHz, VBW = 10 Hz, Sweep: Auto.
4. Measurement Level = Reading Level + Correct Factor.
5. Correct Factor = Antenna factor + Cable loss – Amplifier gain.
6. The average measurement was not performed when the peak measured data under the limit of average detection.
7. The emission levels of other frequencies are very lower than the limit and not show in test report.

Product : Intel® Wireless-AC 9260
 Test Item : Harmonic Radiated Emission Data
 Test Date : 2017/10/09
 Test Mode : Mode 1 SISO A: Transmit (802.11n-20BW 7.2Mbps)(5300MHz)

Frequency	Correct	Reading	Measurement	Margin	Limit
MHz	Factor	Level	Level		
	dB	dB μ V	dB μ V/m	dB	dB μ V/m
Horizontal					
Peak Detector:					
10600.000	3.746	43.710	47.456	-26.544	74.000
Average Detector:					
--	--	--	--	--	54.000
Vertical					
Peak Detector:					
10600.000	3.746	43.520	47.266	-26.734	74.000
Average Detector:					
--	--	--	--	--	54.000

Note:

1. All Readings below 1GHz are Quasi-Peak, above 1GHz are performed with peak and/or average measurements as necessary.
2. Peak measurements: RBW = 1MHz, VBW = 3 MHz, Sweep: Auto.
3. Average measurements: RBW = 1MHz, VBW = 10 Hz, Sweep: Auto.
4. Measurement Level = Reading Level + Correct Factor.
5. Correct Factor = Antenna factor + Cable loss – Amplifier gain.
6. The average measurement was not performed when the peak measured data under the limit of average detection.
7. The emission levels of other frequencies are very lower than the limit and not show in test report.

Product : Intel® Wireless-AC 9260
 Test Item : Harmonic Radiated Emission Data
 Test Date : 2017/10/09
 Test Mode : Mode 1 SISO A: Transmit (802.11n-20BW 7.2Mbps)(5320MHz)

Frequency	Correct	Reading	Measurement	Margin	Limit
MHz	Factor	Level	Level		
	dB	dBμV	dBμV/m	dB	dBμV/m
Horizontal					
Peak Detector:					
10640.000	3.806	43.690	47.496	-26.504	74.000
Average Detector:					
--	--	--	--	--	54.000
Vertical					
Peak Detector:					
10640.000	3.806	43.510	47.316	-26.684	74.000
Average Detector:					
--	--	--	--	--	54.000

Note:

1. All Readings below 1GHz are Quasi-Peak, above 1GHz are performed with peak and/or average measurements as necessary.
2. Peak measurements: RBW = 1MHz, VBW = 3 MHz, Sweep: Auto.
3. Average measurements: RBW = 1MHz, VBW = 10 Hz, Sweep: Auto.
4. Measurement Level = Reading Level + Correct Factor.
5. Correct Factor = Antenna factor + Cable loss – Amplifier gain.
6. The average measurement was not performed when the peak measured data under the limit of average detection.
7. The emission levels of other frequencies are very lower than the limit and not show in test report.

Product : Intel® Wireless-AC 9260
 Test Item : Harmonic Radiated Emission Data
 Test Date : 2017/10/09
 Test Mode : Mode 1 SISO A: Transmit (802.11n-20BW 7.2Mbps)(5500MHz)

Frequency	Correct	Reading	Measurement	Margin	Limit
MHz	Factor	Level	Level		
	dB	dB μ V	dB μ V/m	dB	dB μ V/m
Horizontal					
Peak Detector:					
11000.000	4.343	44.580	48.923	-25.077	74.000
Average Detector:					
--	--	--	--	--	54.000
Vertical					
Peak Detector:					
11000.000	4.343	44.710	49.053	-24.947	74.000
Average Detector:					
--	--	--	--	--	54.000

Note:

1. All Readings below 1GHz are Quasi-Peak, above 1GHz are performed with peak and/or average measurements as necessary.
2. Peak measurements: RBW = 1MHz, VBW = 3 MHz, Sweep: Auto.
3. Average measurements: RBW = 1MHz, VBW = 10 Hz, Sweep: Auto.
4. Measurement Level = Reading Level + Correct Factor.
5. Correct Factor = Antenna factor + Cable loss – Amplifier gain.
6. The average measurement was not performed when the peak measured data under the limit of average detection.
7. The emission levels of other frequencies are very lower than the limit and not show in test report.

Product : Intel® Wireless-AC 9260
 Test Item : Harmonic Radiated Emission Data
 Test Date : 2017/10/09
 Test Mode : Mode 1 SISO A: Transmit (802.11n-20BW 7.2Mbps)(5580MHz)

Frequency	Correct	Reading	Measurement	Margin	Limit
MHz	Factor	Level	Level		
	dB	dB μ V	dB μ V/m	dB	dB μ V/m
Horizontal					
Peak Detector:					
11160.000	4.723	44.820	49.543	-24.457	74.000
Average Detector:					
--	--	--	--	--	54.000
Vertical					
Peak Detector:					
11160.000	4.723	43.850	48.573	-25.427	74.000
Average Detector:					
--	--	--	--	--	54.000

Note:

1. All Readings below 1GHz are Quasi-Peak, above 1GHz are performed with peak and/or average measurements as necessary.
2. Peak measurements: RBW = 1MHz, VBW = 3 MHz, Sweep: Auto.
3. Average measurements: RBW = 1MHz, VBW = 10 Hz, Sweep: Auto.
4. Measurement Level = Reading Level + Correct Factor.
5. Correct Factor = Antenna factor + Cable loss – Amplifier gain.
6. The average measurement was not performed when the peak measured data under the limit of average detection.
7. The emission levels of other frequencies are very lower than the limit and not show in test report.

Product : Intel® Wireless-AC 9260
 Test Item : Harmonic Radiated Emission Data
 Test Date : 2017/10/09
 Test Mode : Mode 1 SISO A: Transmit (802.11n-20BW 7.2Mbps)(5700MHz)

Frequency	Correct	Reading	Measurement	Margin	Limit
MHz	Factor	Level	Level		
	dB	dB μ V	dB μ V/m	dB	dB μ V/m
Horizontal					
Peak Detector:					
11400.000	5.312	42.850	48.161	-25.839	74.000
Average Detector:					
--	--	--	--	--	54.000
Vertical					
Peak Detector:					
11400.000	5.312	41.820	47.131	-26.869	74.000
Average Detector:					
--	--	--	--	--	54.000

Note:

1. All Readings below 1GHz are Quasi-Peak, above 1GHz are performed with peak and/or average measurements as necessary.
2. Peak measurements: RBW = 1MHz, VBW = 3 MHz, Sweep: Auto.
3. Average measurements: RBW = 1MHz, VBW = 10 Hz, Sweep: Auto.
4. Measurement Level = Reading Level + Correct Factor.
5. Correct Factor = Antenna factor + Cable loss – Amplifier gain.
6. The average measurement was not performed when the peak measured data under the limit of average detection.
7. The emission levels of other frequencies are very lower than the limit and not show in test report.

Product : Intel® Wireless-AC 9260
 Test Item : Harmonic Radiated Emission Data
 Test Date : 2017/10/09
 Test Mode : Mode 1 SISO A: Transmit (802.11n-20BW 7.2Mbps)(5745MHz)

Frequency	Correct	Reading	Measurement	Margin	Limit
MHz	Factor	Level	Level		
	dB	dBuV	dBuV/m	dB	dBuV/m
Horizontal					
Peak Detector:					
11490.000	5.544	43.520	49.064	-24.936	74.000
Average Detector:					
--	--	--	--	--	54.000
Vertical					
Peak Detector:					
11490.000	5.544	42.850	48.394	-25.606	74.000
Average Detector:					
--	--	--	--	--	54.000

Note:

1. All Readings below 1GHz are Quasi-Peak, above 1GHz are performed with peak and/or average measurements as necessary.
2. Peak measurements: RBW = 1MHz, VBW = 3 MHz, Sweep: Auto.
3. Average measurements: RBW = 1MHz, VBW = 10 Hz, Sweep: Auto.
4. Measurement Level = Reading Level + Correct Factor.
5. Correct Factor = Antenna factor + Cable loss – Amplifier gain.
6. The average measurement was not performed when the peak measured data under the limit of average detection.
7. The emission levels of other frequencies are very lower than the limit and not show in test report.

Product : Intel® Wireless-AC 9260
 Test Item : Harmonic Radiated Emission Data
 Test Date : 2017/10/09
 Test Mode : Mode 1 SISO A: Transmit (802.11n-20BW 7.2Mbps)(5785MHz)

Frequency MHz	Correct Factor dB	Reading Level dBuV	Measurement Level dBuV/m	Margin dB	Limit dBuV/m
Horizontal					
Peak Detector:					
11570.000	5.749	41.920	47.670	-26.330	74.000
Average Detector:					
--	--	--	--	--	54.000
Vertical					
Peak Detector:					
11570.000	5.749	41.750	47.500	-26.500	74.000
Average Detector:					
--	--	--	--	--	54.000

Note:

1. All Readings below 1GHz are Quasi-Peak, above 1GHz are performed with peak and/or average measurements as necessary.
2. Peak measurements: RBW = 1MHz, VBW = 3 MHz, Sweep: Auto.
3. Average measurements: RBW = 1MHz, VBW = 10 Hz, Sweep: Auto.
4. Measurement Level = Reading Level + Correct Factor.
5. Correct Factor = Antenna factor + Cable loss – Amplifier gain.
6. The average measurement was not performed when the peak measured data under the limit of average detection.
7. The emission levels of other frequencies are very lower than the limit and not show in test report.

Product : Intel® Wireless-AC 9260
 Test Item : Harmonic Radiated Emission Data
 Test Date : 2017/10/09
 Test Mode : Mode 1 SISO A: Transmit (802.11n-20BW 7.2Mbps)(5825MHz)

Frequency	Correct	Reading	Measurement	Margin	Limit
MHz	Factor	Level	Level		
	dB	dBuV	dBuV/m	dB	dBuV/m
Horizontal					
Peak Detector:					
11650.000	5.938	41.820	47.758	-26.242	74.000
Average					
Detector:					
--	--	--	--	--	54.000
Vertical					
Peak Detector:					
11650.000	5.938	42.580	48.518	-25.482	74.000
Average					
Detector:					
--	--	--	--	--	54.000

Note:

1. All Readings below 1GHz are Quasi-Peak, above 1GHz are performed with peak and/or average measurements as necessary.
2. Peak measurements: RBW = 1MHz, VBW = 3 MHz, Sweep: Auto.
3. Average measurements: RBW = 1MHz, VBW = 10 Hz, Sweep: Auto.
4. Measurement Level = Reading Level + Correct Factor.
5. Correct Factor = Antenna factor + Cable loss – Amplifier gain.
6. The average measurement was not performed when the peak measured data under the limit of average detection.
7. The emission levels of other frequencies are very lower than the limit and not show in test report.

Product : Intel® Wireless-AC 9260
 Test Item : Harmonic Radiated Emission Data
 Test Date : 2017/10/09
 Test Mode : Mode 1 SISO A: Transmit (802.11n-40BW 15Mbps)(5190MHz)

Frequency	Correct	Reading	Measurement	Margin	Limit
MHz	Factor	Level	Level		
	dB	dB μ V	dB μ V/m	dB	dB μ V/m
Horizontal					
Peak Detector:					
10380.000	3.511	44.590	48.101	-25.899	74.000
Average Detector:					
--	--	--	--	--	54.000
Vertical					
Peak Detector:					
10380.000	3.511	44.490	48.001	-25.999	74.000
Average Detector:					
--	--	--	--	--	54.000

Note:

1. All Readings below 1GHz are Quasi-Peak, above 1GHz are performed with peak and/or average measurements as necessary.
2. Peak measurements: RBW = 1MHz, VBW = 3 MHz, Sweep: Auto.
3. Average measurements: RBW = 1MHz, VBW = 10 Hz, Sweep: Auto.
4. Measurement Level = Reading Level + Correct Factor.
5. Correct Factor = Antenna factor + Cable loss – Amplifier gain.
6. The average measurement was not performed when the peak measured data under the limit of average detection.
7. The emission levels of other frequencies are very lower than the limit and not show in test report.

Product : Intel® Wireless-AC 9260
 Test Item : Harmonic Radiated Emission Data
 Test Date : 2017/10/09
 Test Mode : Mode 1 SISO A: Transmit (802.11n-40BW 15Mbps)(5230MHz)

Frequency	Correct	Reading	Measurement	Margin	Limit
MHz	Factor	Level	Level		
	dB	dB μ V	dB μ V/m	dB	dB μ V/m
Horizontal					
Peak Detector:					
10460.000	3.575	43.820	47.395	-26.605	74.000
Average Detector:					
--	--	--	--	--	54.000
Vertical					
Peak Detector:					
10460.000	3.575	44.520	48.095	-25.905	74.000
Average Detector:					
--	--	--	--	--	54.000

Note:

1. All Readings below 1GHz are Quasi-Peak, above 1GHz are performed with peak and/or average measurements as necessary.
2. Peak measurements: RBW = 1MHz, VBW = 3 MHz, Sweep: Auto.
3. Average measurements: RBW = 1MHz, VBW = 10 Hz, Sweep: Auto.
4. Measurement Level = Reading Level + Correct Factor.
5. Correct Factor = Antenna factor + Cable loss – Amplifier gain.
6. The average measurement was not performed when the peak measured data under the limit of average detection.
7. The emission levels of other frequencies are very lower than the limit and not show in test report.

Product : Intel® Wireless-AC 9260
 Test Item : Harmonic Radiated Emission Data
 Test Date : 2017/10/09
 Test Mode : Mode 1 SISO A: Transmit (802.11n-40BW 15Mbps)(5270MHz)

Frequency	Correct	Reading	Measurement	Margin	Limit
MHz	Factor	Level	Level		
	dB	dBμV	dBμV/m	dB	dBμV/m
Horizontal					
Peak Detector:					
10540.000	3.706	42.850	46.556	-27.444	74.000
Average Detector:					
--	--	--	--	--	54.000
Vertical					
Peak Detector:					
10540.000	3.706	43.920	47.626	-26.374	74.000
Average Detector:					
--	--	--	--	--	54.000

Note:

1. All Readings below 1GHz are Quasi-Peak, above 1GHz are performed with peak and/or average measurements as necessary.
2. Peak measurements: RBW = 1MHz, VBW = 3 MHz, Sweep: Auto.
3. Average measurements: RBW = 1MHz, VBW = 10 Hz, Sweep: Auto.
4. Measurement Level = Reading Level + Correct Factor.
5. Correct Factor = Antenna factor + Cable loss – Amplifier gain.
6. The average measurement was not performed when the peak measured data under the limit of average detection.
7. The emission levels of other frequencies are very lower than the limit and not show in test report.

Product : Intel® Wireless-AC 9260
 Test Item : Harmonic Radiated Emission Data
 Test Date : 2017/10/09
 Test Mode : Mode 1 SISO A: Transmit (802.11n-40BW 15Mbps)(5310MHz)

Frequency	Correct	Reading	Measurement	Margin	Limit
MHz	Factor	Level	Level		
	dB	dB μ V	dB μ V/m	dB	dB μ V/m
Horizontal					
Peak Detector:					
10620.000	3.790	43.820	47.610	-26.390	74.000
Average Detector:					
--	--	--	--	--	54.000
Vertical					
Peak Detector:					
10620.000	3.790	43.520	47.310	-26.690	74.000
Average Detector:					
--	--	--	--	--	54.000

Note:

1. All Readings below 1GHz are Quasi-Peak, above 1GHz are performed with peak and/or average measurements as necessary.
2. Peak measurements: RBW = 1MHz, VBW = 3 MHz, Sweep: Auto.
3. Average measurements: RBW = 1MHz, VBW = 10 Hz, Sweep: Auto.
4. Measurement Level = Reading Level + Correct Factor.
5. Correct Factor = Antenna factor + Cable loss – Amplifier gain.
6. The average measurement was not performed when the peak measured data under the limit of average detection.
7. The emission levels of other frequencies are very lower than the limit and not show in test report.

Product : Intel® Wireless-AC 9260
 Test Item : Harmonic Radiated Emission Data
 Test Date : 2017/10/09
 Test Mode : Mode 1 SISO A: Transmit (802.11n-40BW 15Mbps)(5510MHz)

Frequency	Correct	Reading	Measurement	Margin	Limit
MHz	Factor	Level	Level		
	dB	dB μ V	dB μ V/m	dB	dB μ V/m
Horizontal					
Peak Detector:					
11020.000	4.380	43.820	48.200	-25.800	74.000
Average Detector:					
--	--	--	--	--	54.000
Vertical					
Peak Detector:					
11020.000	4.380	43.710	48.090	-25.910	74.000
Average Detector:					
--	--	--	--	--	54.000

Note:

1. All Readings below 1GHz are Quasi-Peak, above 1GHz are performed with peak and/or average measurements as necessary.
2. Peak measurements: RBW = 1MHz, VBW = 3 MHz, Sweep: Auto.
3. Average measurements: RBW = 1MHz, VBW = 10 Hz, Sweep: Auto.
4. Measurement Level = Reading Level + Correct Factor.
5. Correct Factor = Antenna factor + Cable loss – Amplifier gain.
6. The average measurement was not performed when the peak measured data under the limit of average detection.
7. The emission levels of other frequencies are very lower than the limit and not show in test report.

Product : Intel® Wireless-AC 9260
 Test Item : Harmonic Radiated Emission Data
 Test Date : 2017/10/09
 Test Mode : Mode 1 SISO A: Transmit (802.11n-40BW 15Mbps)(5550MHz)

Frequency	Correct	Reading	Measurement	Margin	Limit
MHz	Factor	Level	Level		
	dB	dB μ V	dB μ V/m	dB	dB μ V/m
Horizontal					
Peak Detector:					
11100.000	4.575	43.720	48.295	-25.705	74.000
Average Detector:					
--	--	--	--	--	54.000
Vertical					
Peak Detector:					
11100.000	4.575	44.580	49.155	-24.845	74.000
Average Detector:					
--	--	--	--	--	54.000

Note:

1. All Readings below 1GHz are Quasi-Peak, above 1GHz are performed with peak and/or average measurements as necessary.
2. Peak measurements: RBW = 1MHz, VBW = 3 MHz, Sweep: Auto.
3. Average measurements: RBW = 1MHz, VBW = 10 Hz, Sweep: Auto.
4. Measurement Level = Reading Level + Correct Factor.
5. Correct Factor = Antenna factor + Cable loss – Amplifier gain.
6. The average measurement was not performed when the peak measured data under the limit of average detection.
7. The emission levels of other frequencies are very lower than the limit and not show in test report.

Product : Intel® Wireless-AC 9260
 Test Item : Harmonic Radiated Emission Data
 Test Date : 2017/10/09
 Test Mode : Mode 1 SISO A: Transmit (802.11n-40BW 15Mbps)(5670MHz)

Frequency	Correct	Reading	Measurement	Margin	Limit
MHz	Factor	Level	Level		
	dB	dB μ V	dB μ V/m	dB	dB μ V/m
Horizontal					
Peak Detector:					
11340.000	5.165	43.920	49.085	-24.915	74.000
Average Detector:					
--	--	--	--	--	54.000
Vertical					
Peak Detector:					
11340.000	5.165	43.620	48.785	-25.215	74.000
Average Detector:					
--	--	--	--	--	54.000

Note:

1. All Readings below 1GHz are Quasi-Peak, above 1GHz are performed with peak and/or average measurements as necessary.
2. Peak measurements: RBW = 1MHz, VBW = 3 MHz, Sweep: Auto.
3. Average measurements: RBW = 1MHz, VBW = 10 Hz, Sweep: Auto.
4. Measurement Level = Reading Level + Correct Factor.
5. Correct Factor = Antenna factor + Cable loss – Amplifier gain.
6. The average measurement was not performed when the peak measured data under the limit of average detection.
7. The emission levels of other frequencies are very lower than the limit and not show in test report.

Product : Intel® Wireless-AC 9260
 Test Item : Harmonic Radiated Emission Data
 Test Date : 2017/10/09
 Test Mode : Mode 1 SISO A: Transmit (802.11n-40BW 15Mbps)(5755MHz)

Frequency	Correct	Reading	Measurement	Margin	Limit
MHz	Factor	Level	Level		
	dB	dBuV	dBuV/m	dB	dBuV/m
Horizontal					
Peak Detector:					
11510.000	5.597	42.860	48.457	-25.543	74.000
Average					
Detector:					
--	--	--	--	--	54.000
Vertical					
Peak Detector:					
11510.000	5.597	47.580	53.177	-20.823	74.000
Average					
Detector:					
--	--	--	--	--	54.000

Note:

1. All Readings below 1GHz are Quasi-Peak, above 1GHz are performed with peak and/or average measurements as necessary.
2. Peak measurements: RBW = 1MHz, VBW = 3 MHz, Sweep: Auto.
3. Average measurements: RBW = 1MHz, VBW = 10 Hz, Sweep: Auto.
4. Measurement Level = Reading Level + Correct Factor.
5. Correct Factor = Antenna factor + Cable loss – Amplifier gain.
6. The average measurement was not performed when the peak measured data under the limit of average detection.
7. The emission levels of other frequencies are very lower than the limit and not show in test report.

Product : Intel® Wireless-AC 9260
 Test Item : Harmonic Radiated Emission Data
 Test Date : 2017/10/09
 Test Mode : Mode 1 SISO A: Transmit (802.11n-40BW 15Mbps)(5795MHz)

Frequency	Correct	Reading	Measurement	Margin	Limit
MHz	Factor	Level	Level		
	dB	dBuV	dBuV/m	dB	dBuV/m
Horizontal					
Peak Detector:					
11590.000	5.785	46.320	52.105	-21.895	74.000
Average					
Detector:					
--	--	--	--	--	54.000
Vertical					
Peak Detector:					
11590.000	5.785	46.380	52.165	-21.835	74.000
Average					
Detector:					
--	--	--	--	--	54.000

Note:

1. All Readings below 1GHz are Quasi-Peak, above 1GHz are performed with peak and/or average measurements as necessary.
2. Peak measurements: RBW = 1MHz, VBW = 3 MHz, Sweep: Auto.
3. Average measurements: RBW = 1MHz, VBW = 10 Hz, Sweep: Auto.
4. Measurement Level = Reading Level + Correct Factor.
5. Correct Factor = Antenna factor + Cable loss – Amplifier gain.
6. The average measurement was not performed when the peak measured data under the limit of average detection.
7. The emission levels of other frequencies are very lower than the limit and not show in test report.

Product : Intel® Wireless-AC 9260
 Test Item : Harmonic Radiated Emission Data
 Test Date : 2017/10/12
 Test Mode : Mode 1 SISO A: Transmit (802.11ac-20BW-7.2Mbps)(5720MHz)

Frequency	Correct	Reading	Measurement	Margin	Limit
MHz	Factor	Level	Level		
	dB	dBuV	dBuV/m	dB	dBuV/m
Horizontal					
Peak Detector:					
11440.000	5.410	46.320	51.730	-22.270	74.000
Average					
Detector:					
--	--	--	--	--	54.000
Vertical					
Peak Detector:					
11440.000	5.410	48.520	53.930	-20.070	74.000
Average					
Detector:					
--	--	--	--	--	54.000

Note:

1. All Readings below 1GHz are Quasi-Peak, above 1GHz are performed with peak and/or average measurements as necessary.
2. Peak measurements: RBW = 1MHz, VBW = 3 MHz, Sweep: Auto.
3. Average measurements: RBW = 1MHz, VBW = 10 Hz, Sweep: Auto.
4. Measurement Level = Reading Level + Correct Factor.
5. Correct Factor = Antenna factor + Cable loss – Amplifier gain.
6. The average measurement was not performed when the peak measured data under the limit of average detection.
7. The emission levels of other frequencies are very lower than the limit and not show in test report.

Product : Intel® Wireless-AC 9260
 Test Item : Harmonic Radiated Emission Data
 Test Date : 2017/10/12
 Test Mode : Mode 1 SISO A: Transmit (802.11ac-40BW-15Mbps)(5710MHz)

Frequency MHz	Correct Factor dB	Reading Level dBuV	Measurement Level dBuV/m	Margin dB	Limit dBuV/m
Horizontal					
Peak Detector:					
11420.000	5.389	44.830	50.219	-23.781	74.000
Average Detector:					
--	--	--	--	--	54.000
Vertical					
Peak Detector:					
11420.000	5.389	46.520	51.909	-22.091	74.000
Average Detector:					
--	--	--	--	--	54.000

Note:

1. All Readings below 1GHz are Quasi-Peak, above 1GHz are performed with peak and/or average measurements as necessary.
2. Peak measurements: RBW = 1MHz, VBW = 3 MHz, Sweep: Auto.
3. Average measurements: RBW = 1MHz, VBW = 10 Hz, Sweep: Auto.
4. Measurement Level = Reading Level + Correct Factor.
5. Correct Factor = Antenna factor + Cable loss – Amplifier gain.
6. The average measurement was not performed when the peak measured data under the limit of average detection.
7. The emission levels of other frequencies are very lower than the limit and not show in test report.

Product : Intel® Wireless-AC 9260
 Test Item : Harmonic Radiated Emission Data
 Test Date : 2017/10/12
 Test Mode : Mode 1 SISO A: Transmit (802.11ac-80BW-32.5Mbps)(5210MHz)

Frequency MHz	Correct Factor dB	Reading Level dBuV	Measurement Level dBuV/m	Margin dB	Limit dBuV/m
Horizontal					
Peak Detector:					
10420.000	3.508	40.920	44.429	-29.571	74.000
Average Detector:					
--	--	--	--	--	54.000
Vertical					
Peak Detector:					
10420.000	3.508	42.580	46.089	-27.911	74.000
Average Detector:					
--	--	--	--	--	54.000

Note:

1. All Readings below 1GHz are Quasi-Peak, above 1GHz are performed with peak and/or average measurements as necessary.
2. Peak measurements: RBW = 1MHz, VBW = 3 MHz, Sweep: Auto.
3. Average measurements: RBW = 1MHz, VBW = 10 Hz, Sweep: Auto.
4. Measurement Level = Reading Level + Correct Factor.
5. Correct Factor = Antenna factor + Cable loss – Amplifier gain.
6. The average measurement was not performed when the peak measured data under the limit of average detection.
7. The emission levels of other frequencies are very lower than the limit and not show in test report.

Product : Intel® Wireless-AC 9260
 Test Item : Harmonic Radiated Emission Data
 Test Date : 2017/10/12
 Test Mode : Mode 1 SISO A: Transmit (802.11ac-80BW-32.5Mbps)(5290MHz)

Frequency MHz	Correct Factor dB	Reading Level dBuV	Measurement Level dBuV/m	Margin dB	Limit dBuV/m
Horizontal					
Peak Detector:					
10580.000	3.711	42.620	46.331	-27.669	74.000
Average Detector:					
--	--	--	--	--	54.000
Vertical					
Peak Detector:					
10580.000	3.711	43.710	47.421	-26.579	74.000
Average Detector:					
--	--	--	--	--	54.000

Note:

1. All Readings below 1GHz are Quasi-Peak, above 1GHz are performed with peak and/or average measurements as necessary.
2. Peak measurements: RBW = 1MHz, VBW = 3 MHz, Sweep: Auto.
3. Average measurements: RBW = 1MHz, VBW = 10 Hz, Sweep: Auto.
4. Measurement Level = Reading Level + Correct Factor.
5. Correct Factor = Antenna factor + Cable loss – Amplifier gain.
6. The average measurement was not performed when the peak measured data under the limit of average detection.
7. The emission levels of other frequencies are very lower than the limit and not show in test report.

Product : Intel® Wireless-AC 9260
 Test Item : Harmonic Radiated Emission Data
 Test Date : 2017/10/12
 Test Mode : Mode 1 SISO A: Transmit (802.11ac-80BW-32.5Mbps)(5530MHz)

Frequency	Correct	Reading	Measurement	Margin	Limit
MHz	Factor	Level	Level		
	dB	dBuV	dBuV/m	dB	dBuV/m
Horizontal					
Peak Detector:					
11060.000	4.474	45.680	50.154	-23.846	74.000
Average					
Detector:					
--	--	--	--	--	54.000
Vertical					
Peak Detector:					
11060.000	4.474	47.120	51.594	-22.406	74.000
Average					
Detector:					
--	--	--	--	--	54.000

Note:

1. All Readings below 1GHz are Quasi-Peak, above 1GHz are performed with peak and/or average measurements as necessary.
2. Peak measurements: RBW = 1MHz, VBW = 3 MHz, Sweep: Auto.
3. Average measurements: RBW = 1MHz, VBW = 10 Hz, Sweep: Auto.
4. Measurement Level = Reading Level + Correct Factor.
5. Correct Factor = Antenna factor + Cable loss – Amplifier gain.
6. The average measurement was not performed when the peak measured data under the limit of average detection.
7. The emission levels of other frequencies are very lower than the limit and not show in test report.

Product : Intel® Wireless-AC 9260
 Test Item : Harmonic Radiated Emission Data
 Test Date : 2017/10/12
 Test Mode : Mode 1 SISO A: Transmit (802.11ac-80BW-32.5Mbps)(5610MHz)

Frequency	Correct	Reading	Measurement	Margin	Limit
MHz	Factor	Level	Level		
	dB	dBuV	dBuV/m	dB	dBuV/m
Horizontal					
Peak Detector:					
11220.000	4.869	43.620	48.489	-25.511	74.000
Average					
Detector:					
--	--	--	--	--	54.000
Vertical					
Peak Detector:					
11220.000	4.869	46.720	51.589	-22.411	74.000
Average					
Detector:					
--	--	--	--	--	54.000

Note:

1. All Readings below 1GHz are Quasi-Peak, above 1GHz are performed with peak and/or average measurements as necessary.
2. Peak measurements: RBW = 1MHz, VBW = 3 MHz, Sweep: Auto.
3. Average measurements: RBW = 1MHz, VBW = 10 Hz, Sweep: Auto.
4. Measurement Level = Reading Level + Correct Factor.
5. Correct Factor = Antenna factor + Cable loss – Amplifier gain.
6. The average measurement was not performed when the peak measured data under the limit of average detection.
7. The emission levels of other frequencies are very lower than the limit and not show in test report.

Product : Intel® Wireless-AC 9260
 Test Item : Harmonic Radiated Emission Data
 Test Date : 2017/10/12
 Test Mode : Mode 1 SISO A: Transmit (802.11ac-80BW-32.5Mbps)(5690MHz)

Frequency MHz	Correct Factor dB	Reading Level dBuV	Measurement Level dBuV/m	Margin dB	Limit dBuV/m
Horizontal					
Peak Detector:					
11380.000	5.265	43.310	48.575	-25.425	74.000
Average Detector:					
--	--	--	--	--	54.000
Vertical					
Peak Detector:					
11380.000	5.265	44.620	49.885	-24.115	74.000
Average Detector:					
--	--	--	--	--	54.000

Note:

1. All Readings below 1GHz are Quasi-Peak, above 1GHz are performed with peak and/or average measurements as necessary.
2. Peak measurements: RBW = 1MHz, VBW = 3 MHz, Sweep: Auto.
3. Average measurements: RBW = 1MHz, VBW = 10 Hz, Sweep: Auto.
4. Measurement Level = Reading Level + Correct Factor.
5. Correct Factor = Antenna factor + Cable loss – Amplifier gain.
6. The average measurement was not performed when the peak measured data under the limit of average detection.
7. The emission levels of other frequencies are very lower than the limit and not show in test report.

Product : Intel® Wireless-AC 9260
 Test Item : Harmonic Radiated Emission Data
 Test Date : 2017/10/12
 Test Mode : Mode 1 SISO A: Transmit (802.11ac-80BW-32.5Mbps)(5775MHz)

Frequency MHz	Correct Factor dB	Reading Level dBuV	Measurement Level dBuV/m	Margin dB	Limit dBuV/m
Horizontal					
Peak Detector:					
11550.000	5.705	42.320	48.025	-25.975	74.000
Average Detector:					
--	--	--	--	--	54.000
Vertical					
Peak Detector:					
11550.000	5.705	42.320	48.025	-25.975	74.000
Average Detector:					
--	--	--	--	--	54.000

Note:

1. All Readings below 1GHz are Quasi-Peak, above 1GHz are performed with peak and/or average measurements as necessary.
2. Peak measurements: RBW = 1MHz, VBW = 3 MHz, Sweep: Auto.
3. Average measurements: RBW = 1MHz, VBW = 10 Hz, Sweep: Auto.
4. Measurement Level = Reading Level + Correct Factor.
5. Correct Factor = Antenna factor + Cable loss – Amplifier gain.
6. The average measurement was not performed when the peak measured data under the limit of average detection.
7. The emission levels of other frequencies are very lower than the limit and not show in test report.

Product : Intel® Wireless-AC 9260
 Test Item : Harmonic Radiated Emission Data
 Test Date : 2017/10/12
 Test Mode : Mode 1 SISO A: Transmit (802.11ac-160BW-65Mbps)(5250MHz)

Frequency	Correct	Reading	Measurement	Margin	Limit
MHz	Factor	Level	Level		
	dB	dBuV	dBuV/m	dB	dBuV/m
Horizontal					
Peak Detector:					
10500.000	3.666	44.120	47.786	-26.214	74.000
15750.000	10.134	41.720	51.854	-22.146	74.000
Average					
Detector:					
--	--	--	--	--	54.000
Vertical					
Peak Detector:					
10500.000	3.666	44.480	48.146	-25.854	74.000
15750.000	10.134	42.920	53.054	-20.946	74.000
Average					
Detector:					
--	--	--	--	--	54.000

Note:

1. All Readings below 1GHz are Quasi-Peak, above 1GHz are performed with peak and/or average measurements as necessary.
2. Peak measurements: RBW = 1MHz, VBW = 3 MHz, Sweep: Auto.
3. Average measurements: RBW = 1MHz, VBW = 10 Hz, Sweep: Auto.
4. Measurement Level = Reading Level + Correct Factor.
5. Correct Factor = Antenna factor + Cable loss – Amplifier gain.
6. The average measurement was not performed when the peak measured data under the limit of average detection.
7. The emission levels of other frequencies are very lower than the limit and not show in test report.

Product : Intel® Wireless-AC 9260
 Test Item : Harmonic Radiated Emission Data
 Test Date : 2017/10/04
 Test Mode : Mode 1 SISO A: Transmit (802.11ac-160BW-65Mbps)(5570MHz)

Frequency	Correct	Reading	Measurement	Margin	Limit
MHz	Factor	Level	Level		
	dB	dBuV	dBuV/m	dB	dBuV/m
Horizontal					
Peak Detector:					
5570.000	-1.951	42.350	40.400	-33.600	74.000
11140.000	4.679	46.340	51.018	-22.982	74.000
Average					
Detector:					
--	--	--	--	--	54.000
Vertical					
Peak Detector:					
5570.000	-1.951	48.100	46.150	-27.850	74.000
11140.000	4.679	47.540	52.218	-21.782	74.000
Average					
Detector:					
--	--	--	--	--	54.000

Note:

1. All Readings below 1GHz are Quasi-Peak, above 1GHz are performed with peak and/or average measurements as necessary.
2. Peak measurements: RBW = 1MHz, VBW = 3 MHz, Sweep: Auto.
3. Average measurements: RBW = 1MHz, VBW = 10 Hz, Sweep: Auto.
4. Measurement Level = Reading Level + Correct Factor.
5. Correct Factor = Antenna factor + Cable loss – Amplifier gain.
6. The average measurement was not performed when the peak measured data under the limit of average detection.
7. The emission levels of other frequencies are very lower than the limit and not show in test report.

Product : Intel® Wireless-AC 9260
 Test Item : Harmonic Radiated Emission Data
 Test Date : 2017/10/12
 Test Mode : Mode 2 SISO B: Transmit (802.11a-6Mbps)(5180MHz)

Frequency	Correct	Reading	Measurement	Margin	Limit
MHz	Factor	Level	Level		
	dB	dBμV	dBμV/m	dB	dBμV/m
Horizontal					
Peak Detector:					
10360.000	3.504	43.040	46.545	-27.455	74.000
Average					
Detector:					
--	--	--	--	--	54.000
Vertical					
Peak Detector:					
10360.000	3.504	44.730	48.235	-25.765	74.000
Average					
Detector:					
--	--	--	--	--	54.000

Note:

1. All Readings below 1GHz are Quasi-Peak, above 1GHz are performed with peak and/or average measurements as necessary.
2. Peak measurements: RBW = 1MHz, VBW = 3 MHz, Sweep: Auto.
3. Average measurements: RBW = 1MHz, VBW = 10 Hz, Sweep: Auto.
4. Measurement Level = Reading Level + Correct Factor.
5. Correct Factor = Antenna factor + Cable loss – Amplifier gain.
6. The average measurement was not performed when the peak measured data under the limit of average detection.
7. The emission levels of other frequencies are very lower than the limit and not show in test report.

Product : Intel® Wireless-AC 9260
 Test Item : Harmonic Radiated Emission Data
 Test Date : 2017/10/12
 Test Mode : Mode 2 SISO B: Transmit (802.11a-6Mbps)(5220MHz)

Frequency	Correct	Reading	Measurement	Margin	Limit
MHz	Factor	Level	Level		
	dB	dB μ V	dB μ V/m	dB	dB μ V/m
Horizontal					
Peak Detector:					
10440.000	3.544	44.150	47.694	-26.306	74.000
Average					
Detector:					
--	--	--	--	--	54.000
Vertical					
Peak Detector:					
10440.000	3.544	44.370	47.914	-26.086	74.000
Average					
Detector:					
--	--	--	--	--	54.000

Note:

1. All Readings below 1GHz are Quasi-Peak, above 1GHz are performed with peak and/or average measurements as necessary.
2. Peak measurements: RBW = 1MHz, VBW = 3 MHz, Sweep: Auto.
3. Average measurements: RBW = 1MHz, VBW = 10 Hz, Sweep: Auto.
4. Measurement Level = Reading Level + Correct Factor.
5. Correct Factor = Antenna factor + Cable loss – Amplifier gain.
6. The average measurement was not performed when the peak measured data under the limit of average detection.
7. The emission levels of other frequencies are very lower than the limit and not show in test report.

Product : Intel® Wireless-AC 9260
 Test Item : Harmonic Radiated Emission Data
 Test Date : 2017/10/12
 Test Mode : Mode 2 SISO B: Transmit (802.11a-6Mbps)(5240MHz)

Frequency	Correct	Reading	Measurement	Margin	Limit
MHz	Factor	Level	Level		
	dB	dBμV	dBμV/m	dB	dBμV/m
Horizontal					
Peak Detector:					
10440.000	3.544	44.560	48.104	-25.896	74.000
Average					
Detector:					
--	--	--	--	--	54.000
Vertical					
Peak Detector:					
10480.000	3.639	43.970	47.610	-26.390	74.000
Average					
Detector:					
--	--	--	--	--	54.000

Note:

1. All Readings below 1GHz are Quasi-Peak, above 1GHz are performed with peak and/or average measurements as necessary.
2. Peak measurements: RBW = 1MHz, VBW = 3 MHz, Sweep: Auto.
3. Average measurements: RBW = 1MHz, VBW = 10 Hz, Sweep: Auto.
4. Measurement Level = Reading Level + Correct Factor.
5. Correct Factor = Antenna factor + Cable loss – Amplifier gain.
6. The average measurement was not performed when the peak measured data under the limit of average detection.
7. The emission levels of other frequencies are very lower than the limit and not show in test report.

Product : Intel® Wireless-AC 9260
 Test Item : Harmonic Radiated Emission Data
 Test Date : 2017/10/12
 Test Mode : Mode 2 SISO B: Transmit (802.11a-6Mbps)(5260MHz)

Frequency	Correct	Reading	Measurement	Margin	Limit
MHz	Factor	Level	Level		
	dB	dBμV	dBμV/m	dB	dBμV/m
Horizontal					
Peak Detector:					
10520.000	3.670	42.970	46.640	-27.360	74.000
Average					
Detector:					
--	--	--	--	--	54.000
Vertical					
Peak Detector:					
10520.000	3.670	44.750	48.420	-25.580	74.000
Average					
Detector:					
--	--	--	--	--	54.000

Note:

1. All Readings below 1GHz are Quasi-Peak, above 1GHz are performed with peak and/or average measurements as necessary.
2. Peak measurements: RBW = 1MHz, VBW = 3 MHz, Sweep: Auto.
3. Average measurements: RBW = 1MHz, VBW = 10 Hz, Sweep: Auto.
4. Measurement Level = Reading Level + Correct Factor.
5. Correct Factor = Antenna factor + Cable loss – Amplifier gain.
6. The average measurement was not performed when the peak measured data under the limit of average detection.
7. The emission levels of other frequencies are very lower than the limit and not show in test report.

Product : Intel® Wireless-AC 9260
 Test Item : Harmonic Radiated Emission Data
 Test Date : 2017/10/12
 Test Mode : Mode 2 SISO B: Transmit (802.11a-6Mbps)(5300MHz)

Frequency	Correct	Reading	Measurement	Margin	Limit
MHz	Factor	Level	Level		
	dB	dB μ V	dB μ V/m	dB	dB μ V/m
Horizontal					
Peak Detector:					
10600.000	3.746	43.590	47.336	-26.664	74.000
Average					
Detector:					
--	--	--	--	--	54.000
Vertical					
Peak Detector:					
10600.000	3.746	44.670	48.416	-25.584	74.000
Average					
Detector:					
--	--	--	--	--	54.000

Note:

1. All Readings below 1GHz are Quasi-Peak, above 1GHz are performed with peak and/or average measurements as necessary.
2. Peak measurements: RBW = 1MHz, VBW = 3 MHz, Sweep: Auto.
3. Average measurements: RBW = 1MHz, VBW = 10 Hz, Sweep: Auto.
4. Measurement Level = Reading Level + Correct Factor.
5. Correct Factor = Antenna factor + Cable loss – Amplifier gain.
6. The average measurement was not performed when the peak measured data under the limit of average detection.
7. The emission levels of other frequencies are very lower than the limit and not show in test report.

Product : Intel® Wireless-AC 9260
 Test Item : Harmonic Radiated Emission Data
 Test Date : 2017/10/12
 Test Mode : Mode 2 SISO B: Transmit (802.11a-6Mbps)(5320MHz)

Frequency	Correct	Reading	Measurement	Margin	Limit
MHz	Factor	Level	Level		
	dB	dB μ V	dB μ V/m	dB	dB μ V/m
Horizontal					
Peak Detector:					
10640.000	3.806	44.270	48.076	-25.924	74.000
Average Detector:					
--	--	--	--	--	54.000
Vertical					
Peak Detector:					
10640.000	3.806	44.970	48.776	-25.224	74.000
Average Detector:					
--	--	--	--	--	54.000

Note:

1. All Readings below 1GHz are Quasi-Peak, above 1GHz are performed with peak and/or average measurements as necessary.
2. Peak measurements: RBW = 1MHz, VBW = 3 MHz, Sweep: Auto.
3. Average measurements: RBW = 1MHz, VBW = 10 Hz, Sweep: Auto.
4. Measurement Level = Reading Level + Correct Factor.
5. Correct Factor = Antenna factor + Cable loss – Amplifier gain.
6. The average measurement was not performed when the peak measured data under the limit of average detection.
7. The emission levels of other frequencies are very lower than the limit and not show in test report.

Product : Intel® Wireless-AC 9260
 Test Item : Harmonic Radiated Emission Data
 Test Date : 2017/10/12
 Test Mode : Mode 2 SISO B: Transmit (802.11a-6Mbps)(5500MHz)

Frequency	Correct	Reading	Measurement	Margin	Limit
MHz	Factor	Level	Level		
	dB	dBμV	dBμV/m	dB	dBμV/m
Horizontal					
Peak Detector:					
11000.000	4.343	43.100	47.443	-26.557	74.000
Average Detector:					
--	--	--	--	--	54.000
Vertical					
Peak Detector:					
11000.000	4.343	43.040	47.383	-26.617	74.000
Average Detector:					
--	--	--	--	--	54.000

Note:

1. All Readings below 1GHz are Quasi-Peak, above 1GHz are performed with peak and/or average measurements as necessary.
2. Peak measurements: RBW = 1MHz, VBW = 3 MHz, Sweep: Auto.
3. Average measurements: RBW = 1MHz, VBW = 10 Hz, Sweep: Auto.
4. Measurement Level = Reading Level + Correct Factor.
5. Correct Factor = Antenna factor + Cable loss – Amplifier gain.
6. The average measurement was not performed when the peak measured data under the limit of average detection.
7. The emission levels of other frequencies are very lower than the limit and not show in test report.

Product : Intel® Wireless-AC 9260
 Test Item : Harmonic Radiated Emission Data
 Test Date : 2017/10/12
 Test Mode : Mode 2 SISO B: Transmit (802.11a-6Mbps)(5580MHz)

Frequency	Correct	Reading	Measurement	Margin	Limit
MHz	Factor	Level	Level		
	dB	dBμV	dBμV/m	dB	dBμV/m
Horizontal					
Peak Detector:					
11160.000	4.723	45.230	49.953	-24.047	74.000
Average					
Detector:					
--	--	--	--	--	54.000
Vertical					
Peak Detector:					
11190.000	4.788	43.860	48.648	-25.352	74.000
Average					
Detector:					
--	--	--	--	--	54.000

Note:

1. All Readings below 1GHz are Quasi-Peak, above 1GHz are performed with peak and/or average measurements as necessary.
2. Peak measurements: RBW = 1MHz, VBW = 3 MHz, Sweep: Auto.
3. Average measurements: RBW = 1MHz, VBW = 10 Hz, Sweep: Auto.
4. Measurement Level = Reading Level + Correct Factor.
5. Correct Factor = Antenna factor + Cable loss – Amplifier gain.
6. The average measurement was not performed when the peak measured data under the limit of average detection.
7. The emission levels of other frequencies are very lower than the limit and not show in test report.

Product : Intel® Wireless-AC 9260
 Test Item : Harmonic Radiated Emission Data
 Test Date : 2017/10/12
 Test Mode : Mode 2 SISO B: Transmit (802.11a-6Mbps)(5700MHz)

Frequency	Correct	Reading	Measurement	Margin	Limit
MHz	Factor	Level	Level		
	dB	dB μ V	dB μ V/m	dB	dB μ V/m
Horizontal					
Peak Detector:					
11400.000	5.312	43.580	48.891	-25.109	74.000
Average Detector:					
--	--	--	--	--	54.000
Vertical					
Peak Detector:					
11400.000	5.312	43.060	48.371	-25.629	74.000
Average Detector:					
--	--	--	--	--	54.000

Note:

1. All Readings below 1GHz are Quasi-Peak, above 1GHz are performed with peak and/or average measurements as necessary.
2. Peak measurements: RBW = 1MHz, VBW = 3 MHz, Sweep: Auto.
3. Average measurements: RBW = 1MHz, VBW = 10 Hz, Sweep: Auto.
4. Measurement Level = Reading Level + Correct Factor.
5. Correct Factor = Antenna factor + Cable loss – Amplifier gain.
6. The average measurement was not performed when the peak measured data under the limit of average detection.
7. The emission levels of other frequencies are very lower than the limit and not show in test report.

Product : Intel® Wireless-AC 9260
 Test Item : Harmonic Radiated Emission Data
 Test Date : 2017/10/12
 Test Mode : Mode 2 SISO B: Transmit (802.11a-6Mbps)(5745MHz)

Frequency MHz	Correct Factor dB	Reading Level dBuV	Measurement Level dBuV/m	Margin dB	Limit dBuV/m
Horizontal					
Peak Detector:					
11490.000	5.544	42.070	47.614	-26.386	74.000
Average Detector:					
--	--	--	--	--	54.000
Vertical					
Peak Detector:					
11490.000	5.544	42.550	48.094	-25.906	74.000
Average Detector:					
--	--	--	--	--	54.000

Note:

1. All Readings below 1GHz are Quasi-Peak, above 1GHz are performed with peak and/or average measurements as necessary.
2. Peak measurements: RBW = 1MHz, VBW = 3 MHz, Sweep: Auto.
3. Average measurements: RBW = 1MHz, VBW = 10 Hz, Sweep: Auto.
4. Measurement Level = Reading Level + Correct Factor.
5. Correct Factor = Antenna factor + Cable loss – Amplifier gain.
6. The average measurement was not performed when the peak measured data under the limit of average detection.
7. The emission levels of other frequencies are very lower than the limit and not show in test report.

Product : Intel® Wireless-AC 9260
 Test Item : Harmonic Radiated Emission Data
 Test Date : 2017/10/12
 Test Mode : Mode 2 SISO B: Transmit (802.11a-6Mbps)(5785MHz)

Frequency	Correct	Reading	Measurement	Margin	Limit
MHz	Factor	Level	Level		
	dB	dBuV	dBuV/m	dB	dBuV/m
Horizontal					
Peak Detector:					
11570.000	5.749	41.790	47.540	-26.460	74.000
Average					
Detector:					
--	--	--	--	--	54.000
Vertical					
Peak Detector:					
11570.000	5.749	41.760	47.510	-26.490	74.000
Average					
Detector:					
--	--	--	--	--	54.000

Note:

1. All Readings below 1GHz are Quasi-Peak, above 1GHz are performed with peak and/or average measurements as necessary.
2. Peak measurements: RBW = 1MHz, VBW = 3 MHz, Sweep: Auto.
3. Average measurements: RBW = 1MHz, VBW = 10 Hz, Sweep: Auto.
4. Measurement Level = Reading Level + Correct Factor.
5. Correct Factor = Antenna factor + Cable loss – Amplifier gain.
6. The average measurement was not performed when the peak measured data under the limit of average detection.
7. The emission levels of other frequencies are very lower than the limit and not show in test report.

Product : Intel® Wireless-AC 9260
 Test Item : Harmonic Radiated Emission Data
 Test Date : 2017/10/12
 Test Mode : Mode 2 SISO B: Transmit (802.11a-6Mbps) (5825MHz)

Frequency	Correct	Reading	Measurement	Margin	Limit
MHz	Factor	Level	Level		
	dB	dBuV	dBuV/m	dB	dBuV/m
Horizontal					
Peak Detector:					
11650.000	5.938	43.080	49.018	-24.982	74.000
Average Detector:					
--	--	--	--	--	54.000
Vertical					
Peak Detector:					
11650.000	5.938	42.640	48.578	-25.422	74.000
Average Detector:					
--	--	--	--	--	54.000

Note:

1. All Readings below 1GHz are Quasi-Peak, above 1GHz are performed with peak and/or average measurements as necessary.
2. Peak measurements: RBW = 1MHz, VBW = 3 MHz, Sweep: Auto.
3. Average measurements: RBW = 1MHz, VBW = 10 Hz, Sweep: Auto.
4. Measurement Level = Reading Level + Correct Factor.
5. Correct Factor = Antenna factor + Cable loss – Amplifier gain.
6. The average measurement was not performed when the peak measured data under the limit of average detection.
7. The emission levels of other frequencies are very lower than the limit and not show in test report.

Product : Intel® Wireless-AC 9260
 Test Item : Harmonic Radiated Emission Data
 Test Date : 2017/10/12
 Test Mode : Mode 2 SISO B: Transmit (802.11n-20BW 7.2Mbps)(5180MHz)

Frequency	Correct	Reading	Measurement	Margin	Limit
MHz	Factor	Level	Level		
	dB	dB μ V	dB μ V/m	dB	dB μ V/m
Horizontal					
Peak Detector:					
10360.000	3.504	44.160	47.665	-26.335	74.000
Average Detector:					
--	--	--	--	--	54.000
Vertical					
Peak Detector:					
10360.000	3.504	44.680	48.185	-25.815	74.000
Average Detector:					
--	--	--	--	--	54.000

Note:

1. All Readings below 1GHz are Quasi-Peak, above 1GHz are performed with peak and/or average measurements as necessary.
2. Peak measurements: RBW = 1MHz, VBW = 3 MHz, Sweep: Auto.
3. Average measurements: RBW = 1MHz, VBW = 10 Hz, Sweep: Auto.
4. Measurement Level = Reading Level + Correct Factor.
5. Correct Factor = Antenna factor + Cable loss – Amplifier gain.
6. The average measurement was not performed when the peak measured data under the limit of average detection.
7. The emission levels of other frequencies are very lower than the limit and not show in test report.

Product : Intel® Wireless-AC 9260
 Test Item : Harmonic Radiated Emission Data
 Test Date : 2017/10/12
 Test Mode : Mode 2 SISO B: Transmit (802.11n-20BW 7.2Mbps)(5220MHz)

Frequency	Correct	Reading	Measurement	Margin	Limit
MHz	Factor	Level	Level		
	dB	dB μ V	dB μ V/m	dB	dB μ V/m
Horizontal					
Peak Detector:					
10440.000	3.544	43.020	46.564	-27.436	74.000
Average Detector:					
--	--	--	--	--	54.000
Vertical					
Peak Detector:					
10440.000	3.544	43.570	47.114	-26.886	74.000
Average Detector:					
--	--	--	--	--	54.000

Note:

1. All Readings below 1GHz are Quasi-Peak, above 1GHz are performed with peak and/or average measurements as necessary.
2. Peak measurements: RBW = 1MHz, VBW = 3 MHz, Sweep: Auto.
3. Average measurements: RBW = 1MHz, VBW = 10 Hz, Sweep: Auto.
4. Measurement Level = Reading Level + Correct Factor.
5. Correct Factor = Antenna factor + Cable loss – Amplifier gain.
6. The average measurement was not performed when the peak measured data under the limit of average detection.
7. The emission levels of other frequencies are very lower than the limit and not show in test report.

Product : Intel® Wireless-AC 9260
 Test Item : Harmonic Radiated Emission Data
 Test Date : 2017/10/12
 Test Mode : Mode 2 SISO B: Transmit (802.11n-20BW 7.2Mbps)(5240MHz)

Frequency	Correct	Reading	Measurement	Margin	Limit
MHz	Factor	Level	Level		
	dB	dB μ V	dB μ V/m	dB	dB μ V/m
Horizontal					
Peak Detector:					
10480.000	3.639	44.710	48.350	-25.650	74.000
Average Detector:					
--	--	--	--	--	54.000
Vertical					
Peak Detector:					
10480.000	3.639	43.630	47.270	-26.730	74.000
Average Detector:					
--	--	--	--	--	54.000

Note:

1. All Readings below 1GHz are Quasi-Peak, above 1GHz are performed with peak and/or average measurements as necessary.
2. Peak measurements: RBW = 1MHz, VBW = 3 MHz, Sweep: Auto.
3. Average measurements: RBW = 1MHz, VBW = 10 Hz, Sweep: Auto.
4. Measurement Level = Reading Level + Correct Factor.
5. Correct Factor = Antenna factor + Cable loss – Amplifier gain.
6. The average measurement was not performed when the peak measured data under the limit of average detection.
7. The emission levels of other frequencies are very lower than the limit and not show in test report.

Product : Intel® Wireless-AC 9260
 Test Item : Harmonic Radiated Emission Data
 Test Date : 2017/10/12
 Test Mode : Mode 2 SISO B: Transmit (802.11n-20BW 7.2Mbps)(5260MHz)

Frequency	Correct	Reading	Measurement	Margin	Limit
MHz	Factor	Level	Level		
	dB	dB μ V	dB μ V/m	dB	dB μ V/m
Horizontal					
Peak Detector:					
10620.000	3.790	43.750	47.540	-26.460	74.000
Average Detector:					
--	--	--	--	--	54.000
Vertical					
Peak Detector:					
10520.000	3.670	44.170	47.840	-26.160	74.000
Average Detector:					
--	--	--	--	--	54.000

Note:

1. All Readings below 1GHz are Quasi-Peak, above 1GHz are performed with peak and/or average measurements as necessary.
2. Peak measurements: RBW = 1MHz, VBW = 3 MHz, Sweep: Auto.
3. Average measurements: RBW = 1MHz, VBW = 10 Hz, Sweep: Auto.
4. Measurement Level = Reading Level + Correct Factor.
5. Correct Factor = Antenna factor + Cable loss – Amplifier gain.
6. The average measurement was not performed when the peak measured data under the limit of average detection.
7. The emission levels of other frequencies are very lower than the limit and not show in test report.

Product : Intel® Wireless-AC 9260
 Test Item : Harmonic Radiated Emission Data
 Test Date : 2017/10/12
 Test Mode : Mode 2 SISO B: Transmit (802.11n-20BW 7.2Mbps)(5300MHz)

Frequency	Correct	Reading	Measurement	Margin	Limit
MHz	Factor	Level	Level		
	dB	dB μ V	dB μ V/m	dB	dB μ V/m
Horizontal					
Peak Detector:					
10600.000	3.746	43.850	47.596	-26.404	74.000
Average Detector:					
--	--	--	--	--	54.000
Vertical					
Peak Detector:					
10600.000	3.746	43.920	47.666	-26.334	74.000
Average Detector:					
--	--	--	--	--	54.000

Note:

1. All Readings below 1GHz are Quasi-Peak, above 1GHz are performed with peak and/or average measurements as necessary.
2. Peak measurements: RBW = 1MHz, VBW = 3 MHz, Sweep: Auto.
3. Average measurements: RBW = 1MHz, VBW = 10 Hz, Sweep: Auto.
4. Measurement Level = Reading Level + Correct Factor.
5. Correct Factor = Antenna factor + Cable loss – Amplifier gain.
6. The average measurement was not performed when the peak measured data under the limit of average detection.
7. The emission levels of other frequencies are very lower than the limit and not show in test report.

Product : Intel® Wireless-AC 9260
 Test Item : Harmonic Radiated Emission Data
 Test Date : 2017/10/12
 Test Mode : Mode 2 SISO B: Transmit (802.11n-20BW 7.2Mbps)(5320MHz)

Frequency	Correct	Reading	Measurement	Margin	Limit
MHz	Factor	Level	Level		
	dB	dB μ V	dB μ V/m	dB	dB μ V/m
Horizontal					
Peak Detector:					
10640.000	3.806	44.180	47.986	-26.014	74.000
Average Detector:					
--	--	--	--	--	54.000
Vertical					
Peak Detector:					
10640.000	3.806	43.770	47.576	-26.424	74.000
Average Detector:					
--	--	--	--	--	54.000

Note:

1. All Readings below 1GHz are Quasi-Peak, above 1GHz are performed with peak and/or average measurements as necessary.
2. Peak measurements: RBW = 1MHz, VBW = 3 MHz, Sweep: Auto.
3. Average measurements: RBW = 1MHz, VBW = 10 Hz, Sweep: Auto.
4. Measurement Level = Reading Level + Correct Factor.
5. Correct Factor = Antenna factor + Cable loss – Amplifier gain.
6. The average measurement was not performed when the peak measured data under the limit of average detection.
7. The emission levels of other frequencies are very lower than the limit and not show in test report.

Product : Intel® Wireless-AC 9260
 Test Item : Harmonic Radiated Emission Data
 Test Date : 2017/10/12
 Test Mode : Mode 2 SISO B: Transmit (802.11n-20BW 7.2Mbps)(5500MHz)

Frequency	Correct	Reading	Measurement	Margin	Limit
MHz	Factor	Level	Level		
	dB	dB μ V	dB μ V/m	dB	dB μ V/m
Horizontal					
Peak Detector:					
11000.000	4.343	44.940	49.283	-24.717	74.000
Average Detector:					
--	--	--	--	--	54.000
Vertical					
Peak Detector:					
11000.000	4.343	45.100	49.443	-24.557	74.000
Average Detector:					
--	--	--	--	--	54.000

Note:

1. All Readings below 1GHz are Quasi-Peak, above 1GHz are performed with peak and/or average measurements as necessary.
2. Peak measurements: RBW = 1MHz, VBW = 3 MHz, Sweep: Auto.
3. Average measurements: RBW = 1MHz, VBW = 10 Hz, Sweep: Auto.
4. Measurement Level = Reading Level + Correct Factor.
5. Correct Factor = Antenna factor + Cable loss – Amplifier gain.
6. The average measurement was not performed when the peak measured data under the limit of average detection.
7. The emission levels of other frequencies are very lower than the limit and not show in test report.

Product : Intel® Wireless-AC 9260
 Test Item : Harmonic Radiated Emission Data
 Test Date : 2017/10/12
 Test Mode : Mode 2 SISO B: Transmit (802.11n-20BW 7.2Mbps)(5580MHz)

Frequency	Correct	Reading	Measurement	Margin	Limit
MHz	Factor	Level	Level		
	dB	dBμV	dBμV/m	dB	dBμV/m
Horizontal					
Peak Detector:					
11160.000	4.723	45.050	49.773	-24.227	74.000
Average Detector:					
--	--	--	--	--	54.000
Vertical					
Peak Detector:					
11160.000	4.723	43.870	48.593	-25.407	74.000
Average Detector:					
--	--	--	--	--	54.000

Note:

1. All Readings below 1GHz are Quasi-Peak, above 1GHz are performed with peak and/or average measurements as necessary.
2. Peak measurements: RBW = 1MHz, VBW = 3 MHz, Sweep: Auto.
3. Average measurements: RBW = 1MHz, VBW = 10 Hz, Sweep: Auto.
4. Measurement Level = Reading Level + Correct Factor.
5. Correct Factor = Antenna factor + Cable loss – Amplifier gain.
6. The average measurement was not performed when the peak measured data under the limit of average detection.
7. The emission levels of other frequencies are very lower than the limit and not show in test report.

Product : Intel® Wireless-AC 9260
 Test Item : Harmonic Radiated Emission Data
 Test Date : 2017/10/12
 Test Mode : Mode 2 SISO B: Transmit (802.11n-20BW 7.2Mbps)(5700MHz)

Frequency	Correct	Reading	Measurement	Margin	Limit
MHz	Factor	Level	Level		
	dB	dB μ V	dB μ V/m	dB	dB μ V/m
Horizontal					
Peak Detector:					
11400.000	5.312	43.200	48.511	-25.489	74.000
Average Detector:					
--	--	--	--	--	54.000
Vertical					
Peak Detector:					
11400.000	5.312	42.390	47.701	-26.299	74.000
Average Detector:					
--	--	--	--	--	54.000

Note:

1. All Readings below 1GHz are Quasi-Peak, above 1GHz are performed with peak and/or average measurements as necessary.
2. Peak measurements: RBW = 1MHz, VBW = 3 MHz, Sweep: Auto.
3. Average measurements: RBW = 1MHz, VBW = 10 Hz, Sweep: Auto.
4. Measurement Level = Reading Level + Correct Factor.
5. Correct Factor = Antenna factor + Cable loss – Amplifier gain.
6. The average measurement was not performed when the peak measured data under the limit of average detection.
7. The emission levels of other frequencies are very lower than the limit and not show in test report.

Product : Intel® Wireless-AC 9260
 Test Item : Harmonic Radiated Emission Data
 Test Date : 2017/10/12
 Test Mode : Mode 2 SISO B: Transmit (802.11n-20BW 7.2Mbps)(5745MHz)

Frequency	Correct	Reading	Measurement	Margin	Limit
MHz	Factor	Level	Level		
	dB	dBuV	dBuV/m	dB	dBuV/m
Horizontal					
Peak Detector:					
11490.000	5.544	43.890	49.434	-24.566	74.000
Average Detector:					
--	--	--	--	--	54.000
Vertical					
Peak Detector:					
11490.000	5.544	42.900	48.444	-25.556	74.000
Average Detector:					
--	--	--	--	--	54.000

Note:

1. All Readings below 1GHz are Quasi-Peak, above 1GHz are performed with peak and/or average measurements as necessary.
2. Peak measurements: RBW = 1MHz, VBW = 3 MHz, Sweep: Auto.
3. Average measurements: RBW = 1MHz, VBW = 10 Hz, Sweep: Auto.
4. Measurement Level = Reading Level + Correct Factor.
5. Correct Factor = Antenna factor + Cable loss – Amplifier gain.
6. The average measurement was not performed when the peak measured data under the limit of average detection.
7. The emission levels of other frequencies are very lower than the limit and not show in test report.

Product : Intel® Wireless-AC 9260
 Test Item : Harmonic Radiated Emission Data
 Test Date : 2017/10/12
 Test Mode : Mode 2 SISO B: Transmit (802.11n-20BW 7.2Mbps) (5785MHz)

Frequency MHz	Correct Factor dB	Reading Level dBuV	Measurement Level dBuV/m	Margin dB	Limit dBuV/m
Horizontal					
Peak Detector:					
11570.000	5.749	41.490	47.240	-26.760	74.000
Average Detector:					
--	--	--	--	--	54.000
Vertical					
Peak Detector:					
11570.000	5.749	41.600	47.350	-26.650	74.000
Average Detector:					
--	--	--	--	--	54.000

Note:

1. All Readings below 1GHz are Quasi-Peak, above 1GHz are performed with peak and/or average measurements as necessary.
2. Peak measurements: RBW = 1MHz, VBW = 3 MHz, Sweep: Auto.
3. Average measurements: RBW = 1MHz, VBW = 10 Hz, Sweep: Auto.
4. Measurement Level = Reading Level + Correct Factor.
5. Correct Factor = Antenna factor + Cable loss – Amplifier gain.
6. The average measurement was not performed when the peak measured data under the limit of average detection.
7. The emission levels of other frequencies are very lower than the limit and not show in test report.

Product : Intel® Wireless-AC 9260
 Test Item : Harmonic Radiated Emission Data
 Test Date : 2017/10/12
 Test Mode : Mode 2 SISO B: Transmit (802.11n-20BW 7.2Mbps)(5825MHz)

Frequency	Correct	Reading	Measurement	Margin	Limit
MHz	Factor	Level	Level		
	dB	dBuV	dBuV/m	dB	dBuV/m
Horizontal					
Peak Detector:					
11650.000	5.938	42.170	48.108	-25.892	74.000
Average					
Detector:					
--	--	--	--	--	54.000
Vertical					
Peak Detector:					
11650.000	5.938	42.830	48.768	-25.232	74.000
Average					
Detector:					
--	--	--	--	--	54.000

Note:

1. All Readings below 1GHz are Quasi-Peak, above 1GHz are performed with peak and/or average measurements as necessary.
2. Peak measurements: RBW = 1MHz, VBW = 3 MHz, Sweep: Auto.
3. Average measurements: RBW = 1MHz, VBW = 10 Hz, Sweep: Auto.
4. Measurement Level = Reading Level + Correct Factor.
5. Correct Factor = Antenna factor + Cable loss – Amplifier gain.
6. The average measurement was not performed when the peak measured data under the limit of average detection.
7. The emission levels of other frequencies are very lower than the limit and not show in test report.

Product : Intel® Wireless-AC 9260
 Test Item : Harmonic Radiated Emission Data
 Test Date : 2017/10/12
 Test Mode : Mode 2 SISO B: Transmit (802.11n-40BW 15Mbps)(5190MHz)

Frequency	Correct	Reading	Measurement	Margin	Limit
MHz	Factor	Level	Level		
	dB	dB μ V	dB μ V/m	dB	dB μ V/m
Horizontal					
Peak Detector:					
10380.000	3.511	44.960	48.471	-25.529	74.000
Average Detector:					
--	--	--	--	--	54.000
Vertical					
Peak Detector:					
10380.000	3.511	44.860	48.371	-25.629	74.000
Average Detector:					
--	--	--	--	--	54.000

Note:

1. All Readings below 1GHz are Quasi-Peak, above 1GHz are performed with peak and/or average measurements as necessary.
2. Peak measurements: RBW = 1MHz, VBW = 3 MHz, Sweep: Auto.
3. Average measurements: RBW = 1MHz, VBW = 10 Hz, Sweep: Auto.
4. Measurement Level = Reading Level + Correct Factor.
5. Correct Factor = Antenna factor + Cable loss – Amplifier gain.
6. The average measurement was not performed when the peak measured data under the limit of average detection.
7. The emission levels of other frequencies are very lower than the limit and not show in test report.

Product : Intel® Wireless-AC 9260
 Test Item : Harmonic Radiated Emission Data
 Test Date : 2017/10/12
 Test Mode : Mode 2 SISO B: Transmit (802.11n-40BW 15Mbps)(5230MHz)

Frequency	Correct	Reading	Measurement	Margin	Limit
MHz	Factor	Level	Level		
	dB	dB μ V	dB μ V/m	dB	dB μ V/m
Horizontal					
Peak Detector:					
10460.000	3.575	44.090	47.665	-26.335	74.000
Average Detector:					
--	--	--	--	--	54.000
Vertical					
Peak Detector:					
10460.000	3.575	44.850	48.425	-25.575	74.000
Average Detector:					
--	--	--	--	--	54.000

Note:

1. All Readings below 1GHz are Quasi-Peak, above 1GHz are performed with peak and/or average measurements as necessary.
2. Peak measurements: RBW = 1MHz, VBW = 3 MHz, Sweep: Auto.
3. Average measurements: RBW = 1MHz, VBW = 10 Hz, Sweep: Auto.
4. Measurement Level = Reading Level + Correct Factor.
5. Correct Factor = Antenna factor + Cable loss – Amplifier gain.
6. The average measurement was not performed when the peak measured data under the limit of average detection.
7. The emission levels of other frequencies are very lower than the limit and not show in test report.

Product : Intel® Wireless-AC 9260
 Test Item : Harmonic Radiated Emission Data
 Test Date : 2017/10/12
 Test Mode : Mode 2 SISO B: Transmit (802.11n-40BW 15Mbps)(5270MHz)

Frequency	Correct	Reading	Measurement	Margin	Limit
MHz	Factor	Level	Level		
	dB	dBμV	dBμV/m	dB	dBμV/m
Horizontal					
Peak Detector:					
10640.000	3.806	43.420	47.226	-26.774	74.000
Average Detector:					
--	--	--	--	--	54.000
Vertical					
Peak Detector:					
10640.000	3.806	44.060	47.866	-26.134	74.000
Average Detector:					
--	--	--	--	--	54.000

Note:

1. All Readings below 1GHz are Quasi-Peak, above 1GHz are performed with peak and/or average measurements as necessary.
2. Peak measurements: RBW = 1MHz, VBW = 3 MHz, Sweep: Auto.
3. Average measurements: RBW = 1MHz, VBW = 10 Hz, Sweep: Auto.
4. Measurement Level = Reading Level + Correct Factor.
5. Correct Factor = Antenna factor + Cable loss – Amplifier gain.
6. The average measurement was not performed when the peak measured data under the limit of average detection.
7. The emission levels of other frequencies are very lower than the limit and not show in test report.

Product : Intel® Wireless-AC 9260
 Test Item : Harmonic Radiated Emission Data
 Test Date : 2017/10/12
 Test Mode : Mode 2 SISO B: Transmit (802.11n-40BW 15Mbps)(5310MHz)

Frequency	Correct	Reading	Measurement	Margin	Limit
MHz	Factor	Level	Level		
	dB	dB μ V	dB μ V/m	dB	dB μ V/m
Horizontal					
Peak Detector:					
10620.000	3.790	44.190	47.980	-26.020	74.000
Average Detector:					
--	--	--	--	--	54.000
Vertical					
Peak Detector:					
10620.000	3.790	43.280	47.070	-26.930	74.000
Average Detector:					
--	--	--	--	--	54.000

Note:

1. All Readings below 1GHz are Quasi-Peak, above 1GHz are performed with peak and/or average measurements as necessary.
2. Peak measurements: RBW = 1MHz, VBW = 3 MHz, Sweep: Auto.
3. Average measurements: RBW = 1MHz, VBW = 10 Hz, Sweep: Auto.
4. Measurement Level = Reading Level + Correct Factor.
5. Correct Factor = Antenna factor + Cable loss – Amplifier gain.
6. The average measurement was not performed when the peak measured data under the limit of average detection.
7. The emission levels of other frequencies are very lower than the limit and not show in test report.

Product : Intel® Wireless-AC 9260
 Test Item : Harmonic Radiated Emission Data
 Test Date : 2017/10/12
 Test Mode : Mode 2 SISO B: Transmit (802.11n-40BW 15Mbps)(5510MHz)

Frequency	Correct	Reading	Measurement	Margin	Limit
MHz	Factor	Level	Level		
	dB	dB μ V	dB μ V/m	dB	dB μ V/m
Horizontal					
Peak Detector:					
11020.000	4.380	43.370	47.750	-26.250	74.000
Average Detector:					
--	--	--	--	--	54.000
Vertical					
Peak Detector:					
11020.000	4.380	44.010	48.390	-25.610	74.000
Average Detector:					
--	--	--	--	--	54.000

Note:

1. All Readings below 1GHz are Quasi-Peak, above 1GHz are performed with peak and/or average measurements as necessary.
2. Peak measurements: RBW = 1MHz, VBW = 3 MHz, Sweep: Auto.
3. Average measurements: RBW = 1MHz, VBW = 10 Hz, Sweep: Auto.
4. Measurement Level = Reading Level + Correct Factor.
5. Correct Factor = Antenna factor + Cable loss – Amplifier gain.
6. The average measurement was not performed when the peak measured data under the limit of average detection.
7. The emission levels of other frequencies are very lower than the limit and not show in test report.

Product : Intel® Wireless-AC 9260
 Test Item : Harmonic Radiated Emission Data
 Test Date : 2017/10/12
 Test Mode : Mode 2 SISO B: Transmit (802.11n-40BW 15Mbps)(5550MHz)

Frequency	Correct	Reading	Measurement	Margin	Limit
MHz	Factor	Level	Level		
	dB	dB μ V	dB μ V/m	dB	dB μ V/m
Horizontal					
Peak Detector:					
11100.000	4.575	43.940	48.515	-25.485	74.000
Average Detector:					
--	--	--	--	--	54.000
Vertical					
Peak Detector:					
11100.000	4.575	44.970	49.545	-24.455	74.000
Average Detector:					
--	--	--	--	--	54.000

Note:

1. All Readings below 1GHz are Quasi-Peak, above 1GHz are performed with peak and/or average measurements as necessary.
2. Peak measurements: RBW = 1MHz, VBW = 3 MHz, Sweep: Auto.
3. Average measurements: RBW = 1MHz, VBW = 10 Hz, Sweep: Auto.
4. Measurement Level = Reading Level + Correct Factor.
5. Correct Factor = Antenna factor + Cable loss – Amplifier gain.
6. The average measurement was not performed when the peak measured data under the limit of average detection.
7. The emission levels of other frequencies are very lower than the limit and not show in test report.

Product : Intel® Wireless-AC 9260
 Test Item : Harmonic Radiated Emission Data
 Test Date : 2017/10/12
 Test Mode : Mode 2 SISO B: Transmit (802.11n-40BW 15Mbps)(5670MHz)

Frequency	Correct	Reading	Measurement	Margin	Limit
MHz	Factor	Level	Level		
	dB	dBμV	dBμV/m	dB	dBμV/m
Horizontal					
Peak Detector:					
11340.000	5.165	43.610	48.775	-25.225	74.000
Average Detector:					
--	--	--	--	--	54.000
Vertical					
Peak Detector:					
11340.000	5.165	43.750	48.915	-25.085	74.000
Average Detector:					
--	--	--	--	--	54.000

Note:

1. All Readings below 1GHz are Quasi-Peak, above 1GHz are performed with peak and/or average measurements as necessary.
2. Peak measurements: RBW = 1MHz, VBW = 3 MHz, Sweep: Auto.
3. Average measurements: RBW = 1MHz, VBW = 10 Hz, Sweep: Auto.
4. Measurement Level = Reading Level + Correct Factor.
5. Correct Factor = Antenna factor + Cable loss – Amplifier gain.
6. The average measurement was not performed when the peak measured data under the limit of average detection.
7. The emission levels of other frequencies are very lower than the limit and not show in test report.

Product : Intel® Wireless-AC 9260
 Test Item : Harmonic Radiated Emission Data
 Test Date : 2017/10/12
 Test Mode : Mode 2 SISO B: Transmit (802.11n-40BW 15Mbps)(5755MHz)

Frequency	Correct	Reading	Measurement	Margin	Limit
MHz	Factor	Level	Level		
	dB	dBuV	dBuV/m	dB	dBuV/m
Horizontal					
Peak Detector:					
11510.000	5.597	43.140	48.737	-25.263	74.000
Average					
Detector:					
--	--	--	--	--	54.000
Vertical					
Peak Detector:					
11510.000	5.597	47.890	53.487	-20.513	74.000
Average					
Detector:					
--	--	--	--	--	54.000

Note:

1. All Readings below 1GHz are Quasi-Peak, above 1GHz are performed with peak and/or average measurements as necessary.
2. Peak measurements: RBW = 1MHz, VBW = 3 MHz, Sweep: Auto.
3. Average measurements: RBW = 1MHz, VBW = 10 Hz, Sweep: Auto.
4. Measurement Level = Reading Level + Correct Factor.
5. Correct Factor = Antenna factor + Cable loss – Amplifier gain.
6. The average measurement was not performed when the peak measured data under the limit of average detection.
7. The emission levels of other frequencies are very lower than the limit and not show in test report.

Product : Intel® Wireless-AC 9260
 Test Item : Harmonic Radiated Emission Data
 Test Date : 2017/10/12
 Test Mode : Mode 2 SISO B: Transmit (802.11n-40BW 15Mbps)(5795MHz)

Frequency	Correct	Reading	Measurement	Margin	Limit
MHz	Factor	Level	Level		
	dB	dBuV	dBuV/m	dB	dBuV/m
Horizontal					
Peak Detector:					
11590.000	5.785	46.050	51.835	-22.165	74.000
Average Detector:					
--	--	--	--	--	54.000
Vertical					
Peak Detector:					
11590.000	5.785	46.090	51.875	-22.125	74.000
Average Detector:					
--	--	--	--	--	54.000

Note:

1. All Readings below 1GHz are Quasi-Peak, above 1GHz are performed with peak and/or average measurements as necessary.
2. Peak measurements: RBW = 1MHz, VBW = 3 MHz, Sweep: Auto.
3. Average measurements: RBW = 1MHz, VBW = 10 Hz, Sweep: Auto.
4. Measurement Level = Reading Level + Correct Factor.
5. Correct Factor = Antenna factor + Cable loss – Amplifier gain.
6. The average measurement was not performed when the peak measured data under the limit of average detection.
7. The emission levels of other frequencies are very lower than the limit and not show in test report.

Product : Intel® Wireless-AC 9260
 Test Item : Harmonic Radiated Emission Data
 Test Date : 2017/10/12
 Test Mode : Mode 2 SISO B: Transmit (802.11ac-20BW-7.2Mbps)(5720MHz)

Frequency	Correct	Reading	Measurement	Margin	Limit
MHz	Factor	Level	Level		
	dB	dBuV	dBuV/m	dB	dBuV/m
Horizontal					
Peak Detector:					
11440.000	5.410	46.570	51.980	-22.020	74.000
Average					
Detector:					
--	--	--	--	--	54.000
Vertical					
Peak Detector:					
11440.000	5.410	48.190	53.600	-20.400	74.000
Average					
Detector:					
--	--	--	--	--	54.000

Note:

1. All Readings below 1GHz are Quasi-Peak, above 1GHz are performed with peak and/or average measurements as necessary.
2. Peak measurements: RBW = 1MHz, VBW = 3 MHz, Sweep: Auto.
3. Average measurements: RBW = 1MHz, VBW = 10 Hz, Sweep: Auto.
4. Measurement Level = Reading Level + Correct Factor.
5. Correct Factor = Antenna factor + Cable loss – Amplifier gain.
6. The average measurement was not performed when the peak measured data under the limit of average detection.
7. The emission levels of other frequencies are very lower than the limit and not show in test report.

Product : Intel® Wireless-AC 9260
 Test Item : Harmonic Radiated Emission Data
 Test Date : 2017/10/12
 Test Mode : Mode 2 SISO B: Transmit (802.11ac-40BW-15Mbps)(5710MHz)

Frequency MHz	Correct Factor dB	Reading Level dBuV	Measurement Level dBuV/m	Margin dB	Limit dBuV/m
Horizontal					
Peak Detector:					
11420.000	5.389	44.400	49.789	-24.211	74.000
Average Detector:					
--	--	--	--	--	54.000
Vertical					
Peak Detector:					
11420.000	5.389	46.520	51.909	-22.091	74.000
Average Detector:					
--	--	--	--	--	54.000

Note:

1. All Readings below 1GHz are Quasi-Peak, above 1GHz are performed with peak and/or average measurements as necessary.
2. Peak measurements: RBW = 1MHz, VBW = 3 MHz, Sweep: Auto.
3. Average measurements: RBW = 1MHz, VBW = 10 Hz, Sweep: Auto.
4. Measurement Level = Reading Level + Correct Factor.
5. Correct Factor = Antenna factor + Cable loss – Amplifier gain.
6. The average measurement was not performed when the peak measured data under the limit of average detection.
7. The emission levels of other frequencies are very lower than the limit and not show in test report.

Product : Intel® Wireless-AC 9260
 Test Item : Harmonic Radiated Emission Data
 Test Date : 2017/10/12
 Test Mode : Mode 2 SISO B: Transmit (802.11ac-80BW-32.5Mbps)(5210MHz)

Frequency MHz	Correct Factor dB	Reading Level dBuV	Measurement Level dBuV/m	Margin dB	Limit dBuV/m
Horizontal					
Peak Detector:					
10420.000	3.508	41.290	44.799	-29.201	74.000
Average Detector:					
--	--	--	--	--	54.000
Vertical					
Peak Detector:					
10420.000	3.508	42.580	46.089	-27.911	74.000
Average Detector:					
--	--	--	--	--	54.000

Note:

1. All Readings below 1GHz are Quasi-Peak, above 1GHz are performed with peak and/or average measurements as necessary.
2. Peak measurements: RBW = 1MHz, VBW = 3 MHz, Sweep: Auto.
3. Average measurements: RBW = 1MHz, VBW = 10 Hz, Sweep: Auto.
4. Measurement Level = Reading Level + Correct Factor.
5. Correct Factor = Antenna factor + Cable loss – Amplifier gain.
6. The average measurement was not performed when the peak measured data under the limit of average detection.
7. The emission levels of other frequencies are very lower than the limit and not show in test report.

Product : Intel® Wireless-AC 9260
 Test Item : Harmonic Radiated Emission Data
 Test Date : 2017/10/12
 Test Mode : Mode 2 SISO B: Transmit (802.11ac-80BW-32.5Mbps)(5290MHz)

Frequency	Correct	Reading	Measurement	Margin	Limit
MHz	Factor	Level	Level		
	dB	dBuV	dBuV/m	dB	dBuV/m
Horizontal					
Peak Detector:					
10580.000	3.711	42.940	46.651	-27.349	74.000
Average					
Detector:					
--	--	--	--	--	54.000
Vertical					
Peak Detector:					
10580.000	3.711	43.380	47.091	-26.909	74.000
Average					
Detector:					
--	--	--	--	--	54.000

Note:

1. All Readings below 1GHz are Quasi-Peak, above 1GHz are performed with peak and/or average measurements as necessary.
2. Peak measurements: RBW = 1MHz, VBW = 3 MHz, Sweep: Auto.
3. Average measurements: RBW = 1MHz, VBW = 10 Hz, Sweep: Auto.
4. Measurement Level = Reading Level + Correct Factor.
5. Correct Factor = Antenna factor + Cable loss – Amplifier gain.
6. The average measurement was not performed when the peak measured data under the limit of average detection.
7. The emission levels of other frequencies are very lower than the limit and not show in test report.

Product : Intel® Wireless-AC 9260
 Test Item : Harmonic Radiated Emission Data
 Test Date : 2017/10/12
 Test Mode : Mode 2 SISO B: Transmit (802.11ac-80BW-32.5Mbps)(5530MHz)

Frequency MHz	Correct Factor dB	Reading Level dBuV	Measurement Level dBuV/m	Margin dB	Limit dBuV/m
Horizontal					
Peak Detector:					
11060.000	4.474	45.130	49.604	-24.396	74.000
Average					
Detector:					
--	--	--	--	--	54.000
Vertical					
Peak Detector:					
11060.000	4.474	46.600	51.074	-22.926	74.000
Average					
Detector:					
--	--	--	--	--	54.000

Note:

1. All Readings below 1GHz are Quasi-Peak, above 1GHz are performed with peak and/or average measurements as necessary.
2. Peak measurements: RBW = 1MHz, VBW = 3 MHz, Sweep: Auto.
3. Average measurements: RBW = 1MHz, VBW = 10 Hz, Sweep: Auto.
4. Measurement Level = Reading Level + Correct Factor.
5. Correct Factor = Antenna factor + Cable loss – Amplifier gain.
6. The average measurement was not performed when the peak measured data under the limit of average detection.
7. The emission levels of other frequencies are very lower than the limit and not show in test report.

Product : Intel® Wireless-AC 9260
 Test Item : Harmonic Radiated Emission Data
 Test Date : 2017/10/12
 Test Mode : Mode 2 SISO B: Transmit (802.11ac-80BW-32.5Mbps)(5610MHz)

Frequency MHz	Correct Factor dB	Reading Level dBuV	Measurement Level dBuV/m	Margin dB	Limit dBuV/m
Horizontal					
Peak Detector:					
11220.000	4.869	43.040	47.909	-26.091	74.000
Average Detector:					
--	--	--	--	--	54.000
Vertical					
Peak Detector:					
11220.000	4.869	46.370	51.239	-22.761	74.000
Average Detector:					
--	--	--	--	--	54.000

Note:

1. All Readings below 1GHz are Quasi-Peak, above 1GHz are performed with peak and/or average measurements as necessary.
2. Peak measurements: RBW = 1MHz, VBW = 3 MHz, Sweep: Auto.
3. Average measurements: RBW = 1MHz, VBW = 10 Hz, Sweep: Auto.
4. Measurement Level = Reading Level + Correct Factor.
5. Correct Factor = Antenna factor + Cable loss – Amplifier gain.
6. The average measurement was not performed when the peak measured data under the limit of average detection.
7. The emission levels of other frequencies are very lower than the limit and not show in test report.

Product : Intel® Wireless-AC 9260
 Test Item : Harmonic Radiated Emission Data
 Test Date : 2017/10/12
 Test Mode : Mode 2 SISO B: Transmit (802.11ac-80BW-32.5Mbps)(5690MHz)

Frequency MHz	Correct Factor dB	Reading Level dBuV	Measurement Level dBuV/m	Margin dB	Limit dBuV/m
Horizontal					
Peak Detector:					
11380.000	5.265	43.570	48.835	-25.165	74.000
Average Detector:					
--	--	--	--	--	54.000
Vertical					
Peak Detector:					
11380.000	5.265	44.070	49.335	-24.665	74.000
Average Detector:					
--	--	--	--	--	54.000

Note:

1. All Readings below 1GHz are Quasi-Peak, above 1GHz are performed with peak and/or average measurements as necessary.
2. Peak measurements: RBW = 1MHz, VBW = 3 MHz, Sweep: Auto.
3. Average measurements: RBW = 1MHz, VBW = 10 Hz, Sweep: Auto.
4. Measurement Level = Reading Level + Correct Factor.
5. Correct Factor = Antenna factor + Cable loss – Amplifier gain.
6. The average measurement was not performed when the peak measured data under the limit of average detection.
7. The emission levels of other frequencies are very lower than the limit and not show in test report.

Product : Intel® Wireless-AC 9260
 Test Item : Harmonic Radiated Emission Data
 Test Date : 2017/10/12
 Test Mode : Mode 2 SISO B: Transmit (802.11ac-80BW-32.5Mbps)(5775MHz)

Frequency	Correct	Reading	Measurement	Margin	Limit
MHz	Factor	Level	Level		
	dB	dBuV	dBuV/m	dB	dBuV/m
Horizontal					
Peak Detector:					
11550.000	5.705	42.610	48.315	-25.685	74.000
Average					
Detector:					
--	--	--	--	--	54.000
Vertical					
Peak Detector:					
11550.000	5.705	42.640	48.345	-25.655	74.000
Average					
Detector:					
--	--	--	--	--	54.000

Note:

1. All Readings below 1GHz are Quasi-Peak, above 1GHz are performed with peak and/or average measurements as necessary.
2. Peak measurements: RBW = 1MHz, VBW = 3 MHz, Sweep: Auto.
3. Average measurements: RBW = 1MHz, VBW = 10 Hz, Sweep: Auto.
4. Measurement Level = Reading Level + Correct Factor.
5. Correct Factor = Antenna factor + Cable loss – Amplifier gain.
6. The average measurement was not performed when the peak measured data under the limit of average detection.
7. The emission levels of other frequencies are very lower than the limit and not show in test report.

Product : Intel® Wireless-AC 9260
 Test Item : Harmonic Radiated Emission Data
 Test Date : 2017/10/12
 Test Mode : Mode 2 SISO B: Transmit (802.11ac-160BW-65Mbps)(5250MHz)

Frequency	Correct	Reading	Measurement	Margin	Limit
MHz	Factor	Level	Level		
	dB	dBuV	dBuV/m	dB	dBuV/m
Horizontal					
Peak Detector:					
10500.000	3.666	44.760	48.426	-25.574	74.000
15750.000	10.134	41.490	51.624	-22.376	74.000
Average					
Detector:					
--	--	--	--	--	54.000
Vertical					
Peak Detector:					
10500.000	3.666	44.670	48.336	-25.664	74.000
15750.000	10.134	42.120	52.254	-21.746	74.000
Average					
Detector:					
--	--	--	--	--	54.000

Note:

1. All Readings below 1GHz are Quasi-Peak, above 1GHz are performed with peak and/or average measurements as necessary.
2. Peak measurements: RBW = 1MHz, VBW = 3 MHz, Sweep: Auto.
3. Average measurements: RBW = 1MHz, VBW = 10 Hz, Sweep: Auto.
4. Measurement Level = Reading Level + Correct Factor.
5. Correct Factor = Antenna factor + Cable loss – Amplifier gain.
6. The average measurement was not performed when the peak measured data under the limit of average detection.
7. The emission levels of other frequencies are very lower than the limit and not show in test report.

Product : Intel® Wireless-AC 9260
 Test Item : Harmonic Radiated Emission Data
 Test Date : 2017/10/12
 Test Mode : Mode 2 SISO B: Transmit (802.11ac-160BW-65Mbps)(5570MHz)

Frequency	Correct	Reading	Measurement	Margin	Limit
MHz	Factor	Level	Level		
	dB	dBuV	dBuV/m	dB	dBuV/m
Horizontal					
Peak Detector:					
11140.000	4.679	43.420	48.098	-25.902	74.000
16710.000	11.284	41.520	52.804	-21.196	74.000
Average					
Detector:					
--	--	--	--	--	54.000
Vertical					
Peak Detector:					
11140.000	4.679	43.040	47.718	-26.282	74.000
16710.000	11.284	41.710	52.994	-21.006	74.000
Average					
Detector:					
--	--	--	--	--	54.000

Note:

1. All Readings below 1GHz are Quasi-Peak, above 1GHz are performed with peak and/or average measurements as necessary.
2. Peak measurements: RBW = 1MHz, VBW = 3 MHz, Sweep: Auto.
3. Average measurements: RBW = 1MHz, VBW = 10 Hz, Sweep: Auto.
4. Measurement Level = Reading Level + Correct Factor.
5. Correct Factor = Antenna factor + Cable loss – Amplifier gain.
6. The average measurement was not performed when the peak measured data under the limit of average detection.
7. The emission levels of other frequencies are very lower than the limit and not show in test report.

Product : Intel® Wireless-AC 9260
 Test Item : Harmonic Radiated Emission Data
 Test Date : 2017/10/03
 Test Mode : Mode 3 MIMO: Transmit (802.11n-20BW 14.4Mbps)(5180MHz)

Frequency	Correct	Reading	Measurement	Margin	Limit
MHz	Factor	Level	Level		
	dB	dB μ V	dB μ V/m	dB	dB μ V/m
Horizontal					
Peak Detector:					
10360.000	3.504	44.520	48.025	-25.975	74.000
Average Detector:					
--	--	--	--	--	54.000
Vertical					
Peak Detector:					
10360.000	3.504	44.620	48.125	-25.875	74.000
Average Detector:					
--	--	--	--	--	54.000

Note:

1. All Readings below 1GHz are Quasi-Peak, above 1GHz are performed with peak and/or average measurements as necessary.
2. Peak measurements: RBW = 1MHz, VBW = 3 MHz, Sweep: Auto.
3. Average measurements: RBW = 1MHz, VBW = 10 Hz, Sweep: Auto.
4. Measurement Level = Reading Level + Correct Factor.
5. Correct Factor = Antenna factor + Cable loss – Amplifier gain.
6. The average measurement was not performed when the peak measured data under the limit of average detection.
7. The emission levels of other frequencies are very lower than the limit and not show in test report.

Product : Intel® Wireless-AC 9260
 Test Item : Harmonic Radiated Emission Data
 Test Date : 2017/10/03
 Test Mode : Mode 3 MIMO: Transmit (802.11n-20BW 14.4Mbps)(5220MHz)

Frequency	Correct	Reading	Measurement	Margin	Limit
MHz	Factor	Level	Level		
	dB	dB μ V	dB μ V/m	dB	dB μ V/m
Horizontal					
Peak Detector:					
10440.000	3.544	42.690	46.234	-27.766	74.000
Average Detector:					
--	--	--	--	--	54.000
Vertical					
Peak Detector:					
10440.000	3.544	43.410	46.954	-27.046	74.000
Average Detector:					
--	--	--	--	--	54.000

Note:

1. All Readings below 1GHz are Quasi-Peak, above 1GHz are performed with peak and/or average measurements as necessary.
2. Peak measurements: RBW = 1MHz, VBW = 3 MHz, Sweep: Auto.
3. Average measurements: RBW = 1MHz, VBW = 10 Hz, Sweep: Auto.
4. Measurement Level = Reading Level + Correct Factor.
5. Correct Factor = Antenna factor + Cable loss – Amplifier gain.
6. The average measurement was not performed when the peak measured data under the limit of average detection.
7. The emission levels of other frequencies are very lower than the limit and not show in test report.

Product : Intel® Wireless-AC 9260
 Test Item : Harmonic Radiated Emission Data
 Test Date : 2017/10/03
 Test Mode : Mode 3 MIMO: Transmit (802.11n-20BW 14.4Mbps)(5240MHz)

Frequency	Correct	Reading	Measurement	Margin	Limit
MHz	Factor	Level	Level		
	dB	dBμV	dBμV/m	dB	dBμV/m
Horizontal					
Peak Detector:					
10480.000	3.639	44.520	48.160	-25.840	74.000
Average Detector:					
--	--	--	--	--	54.000
Vertical					
Peak Detector:					
10480.000	3.639	43.650	47.290	-26.710	74.000
Average Detector:					
--	--	--	--	--	54.000

Note:

1. All Readings below 1GHz are Quasi-Peak, above 1GHz are performed with peak and/or average measurements as necessary.
2. Peak measurements: RBW = 1MHz, VBW = 3 MHz, Sweep: Auto.
3. Average measurements: RBW = 1MHz, VBW = 10 Hz, Sweep: Auto.
4. Measurement Level = Reading Level + Correct Factor.
5. Correct Factor = Antenna factor + Cable loss – Amplifier gain.
6. The average measurement was not performed when the peak measured data under the limit of average detection.
7. The emission levels of other frequencies are very lower than the limit and not show in test report.

Product : Intel® Wireless-AC 9260
 Test Item : Harmonic Radiated Emission Data
 Test Date : 2017/10/03
 Test Mode : Mode 3 MIMO: Transmit (802.11n-20BW 14.4Mbps)(5260MHz)

Frequency	Correct	Reading	Measurement	Margin	Limit
MHz	Factor	Level	Level		
	dB	dB μ V	dB μ V/m	dB	dB μ V/m
Horizontal					
Peak Detector:					
10520.000	3.670	43.710	47.380	-26.620	74.000
Average Detector:					
--	--	--	--	--	54.000
Vertical					
Peak Detector:					
10520.000	3.670	44.390	48.060	-25.940	74.000
Average Detector:					
--	--	--	--	--	54.000

Note:

1. All Readings below 1GHz are Quasi-Peak, above 1GHz are performed with peak and/or average measurements as necessary.
2. Peak measurements: RBW = 1MHz, VBW = 3 MHz, Sweep: Auto.
3. Average measurements: RBW = 1MHz, VBW = 10 Hz, Sweep: Auto.
4. Measurement Level = Reading Level + Correct Factor.
5. Correct Factor = Antenna factor + Cable loss – Amplifier gain.
6. The average measurement was not performed when the peak measured data under the limit of average detection.
7. The emission levels of other frequencies are very lower than the limit and not show in test report.

Product : Intel® Wireless-AC 9260
 Test Item : Harmonic Radiated Emission Data
 Test Date : 2017/10/03
 Test Mode : Mode 3 MIMO: Transmit (802.11n-20BW 14.4Mbps)(5300MHz)

Frequency	Correct	Reading	Measurement	Margin	Limit
MHz	Factor	Level	Level		
	dB	dB μ V	dB μ V/m	dB	dB μ V/m
Horizontal					
Peak Detector:					
10600.000	3.746	43.570	47.316	-26.684	74.000
Average Detector:					
--	--	--	--	--	54.000
Vertical					
Peak Detector:					
10600.000	3.746	43.420	47.166	-26.834	74.000
Average Detector:					
--	--	--	--	--	54.000

Note:

1. All Readings below 1GHz are Quasi-Peak, above 1GHz are performed with peak and/or average measurements as necessary.
2. Peak measurements: RBW = 1MHz, VBW = 3 MHz, Sweep: Auto.
3. Average measurements: RBW = 1MHz, VBW = 10 Hz, Sweep: Auto.
4. Measurement Level = Reading Level + Correct Factor.
5. Correct Factor = Antenna factor + Cable loss – Amplifier gain.
6. The average measurement was not performed when the peak measured data under the limit of average detection.
7. The emission levels of other frequencies are very lower than the limit and not show in test report.

Product : Intel® Wireless-AC 9260
 Test Item : Harmonic Radiated Emission Data
 Test Date : 2017/10/03
 Test Mode : Mode 3 MIMO: Transmit (802.11n-20BW 14.4Mbps)(5320MHz)

Frequency	Correct	Reading	Measurement	Margin	Limit
MHz	Factor	Level	Level		
	dB	dB μ V	dB μ V/m	dB	dB μ V/m
Horizontal					
Peak Detector:					
10640.000	3.806	43.620	47.426	-26.574	74.000
Average Detector:					
--	--	--	--	--	54.000
Vertical					
Peak Detector:					
10640.000	3.806	43.370	47.176	-26.824	74.000
Average Detector:					
--	--	--	--	--	54.000

Note:

1. All Readings below 1GHz are Quasi-Peak, above 1GHz are performed with peak and/or average measurements as necessary.
2. Peak measurements: RBW = 1MHz, VBW = 3 MHz, Sweep: Auto.
3. Average measurements: RBW = 1MHz, VBW = 10 Hz, Sweep: Auto.
4. Measurement Level = Reading Level + Correct Factor.
5. Correct Factor = Antenna factor + Cable loss – Amplifier gain.
6. The average measurement was not performed when the peak measured data under the limit of average detection.
7. The emission levels of other frequencies are very lower than the limit and not show in test report.

Product : Intel® Wireless-AC 9260
 Test Item : Harmonic Radiated Emission Data
 Test Date : 2017/10/03
 Test Mode : Mode 3 MIMO: Transmit (802.11n-20BW 14.4Mbps)(5500MHz)

Frequency	Correct	Reading	Measurement	Margin	Limit
MHz	Factor	Level	Level		
	dB	dB μ V	dB μ V/m	dB	dB μ V/m
Horizontal					
Peak Detector:					
11000.000	4.343	44.570	48.913	-25.087	74.000
Average Detector:					
--	--	--	--	--	54.000
Vertical					
Peak Detector:					
11000.000	4.343	44.520	48.863	-25.137	74.000
Average Detector:					
--	--	--	--	--	54.000

Note:

1. All Readings below 1GHz are Quasi-Peak, above 1GHz are performed with peak and/or average measurements as necessary.
2. Peak measurements: RBW = 1MHz, VBW = 3 MHz, Sweep: Auto.
3. Average measurements: RBW = 1MHz, VBW = 10 Hz, Sweep: Auto.
4. Measurement Level = Reading Level + Correct Factor.
5. Correct Factor = Antenna factor + Cable loss – Amplifier gain.
6. The average measurement was not performed when the peak measured data under the limit of average detection.
7. The emission levels of other frequencies are very lower than the limit and not show in test report.

Product : Intel® Wireless-AC 9260
 Test Item : Harmonic Radiated Emission Data
 Test Date : 2017/10/03
 Test Mode : Mode 3 MIMO: Transmit (802.11n-20BW 14.4Mbps)(5580MHz)

Frequency	Correct	Reading	Measurement	Margin	Limit
MHz	Factor	Level	Level		
	dB	dB μ V	dB μ V/m	dB	dB μ V/m
Horizontal					
Peak Detector:					
11160.000	4.723	44.690	49.413	-24.587	74.000
Average Detector:					
--	--	--	--	--	54.000
Vertical					
Peak Detector:					
11160.000	4.723	43.850	48.573	-25.427	74.000
Average Detector:					
--	--	--	--	--	54.000

Note:

1. All Readings below 1GHz are Quasi-Peak, above 1GHz are performed with peak and/or average measurements as necessary.
2. Peak measurements: RBW = 1MHz, VBW = 3 MHz, Sweep: Auto.
3. Average measurements: RBW = 1MHz, VBW = 10 Hz, Sweep: Auto.
4. Measurement Level = Reading Level + Correct Factor.
5. Correct Factor = Antenna factor + Cable loss – Amplifier gain.
6. The average measurement was not performed when the peak measured data under the limit of average detection.
7. The emission levels of other frequencies are very lower than the limit and not show in test report.

Product : Intel® Wireless-AC 9260
 Test Item : Harmonic Radiated Emission Data
 Test Date : 2017/10/03
 Test Mode : Mode 3 MIMO: Transmit (802.11n-20BW 14.4Mbps)(5700MHz)

Frequency	Correct	Reading	Measurement	Margin	Limit
MHz	Factor	Level	Level		
	dB	dBμV	dBμV/m	dB	dBμV/m
Horizontal					
Peak Detector:					
11400.000	5.312	42.860	48.171	-25.829	74.000
Average Detector:					
--	--	--	--	--	54.000
Vertical					
Peak Detector:					
11400.000	5.312	41.680	46.991	-27.009	74.000
Average Detector:					
--	--	--	--	--	54.000

Note:

1. All Readings below 1GHz are Quasi-Peak, above 1GHz are performed with peak and/or average measurements as necessary.
2. Peak measurements: RBW = 1MHz, VBW = 3 MHz, Sweep: Auto.
3. Average measurements: RBW = 1MHz, VBW = 10 Hz, Sweep: Auto.
4. Measurement Level = Reading Level + Correct Factor.
5. Correct Factor = Antenna factor + Cable loss – Amplifier gain.
6. The average measurement was not performed when the peak measured data under the limit of average detection.
7. The emission levels of other frequencies are very lower than the limit and not show in test report.

Product : Intel® Wireless-AC 9260
 Test Item : Harmonic Radiated Emission Data
 Test Date : 2017/10/03
 Test Mode : Mode 3 MIMO: Transmit (802.11n-20BW 14.4Mbps)(5745MHz)

Frequency	Correct	Reading	Measurement	Margin	Limit
MHz	Factor	Level	Level		
	dB	dBuV	dBuV/m	dB	dBuV/m
Horizontal					
Peak Detector:					
11490.000	5.544	43.380	48.924	-25.076	74.000
Average Detector:					
--	--	--	--	--	54.000
Vertical					
Peak Detector:					
11490.000	5.544	42.860	48.404	-25.596	74.000
Average Detector:					
--	--	--	--	--	54.000

Note:

1. All Readings below 1GHz are Quasi-Peak, above 1GHz are performed with peak and/or average measurements as necessary.
2. Peak measurements: RBW = 1MHz, VBW = 3 MHz, Sweep: Auto.
3. Average measurements: RBW = 1MHz, VBW = 10 Hz, Sweep: Auto.
4. Measurement Level = Reading Level + Correct Factor.
5. Correct Factor = Antenna factor + Cable loss – Amplifier gain.
6. The average measurement was not performed when the peak measured data under the limit of average detection.
7. The emission levels of other frequencies are very lower than the limit and not show in test report.

Product : Intel® Wireless-AC 9260
 Test Item : Harmonic Radiated Emission Data
 Test Date : 2017/10/03
 Test Mode : Mode 3 MIMO: Transmit (802.11n-20BW 14.4Mbps)(5785MHz)

Frequency	Correct	Reading	Measurement	Margin	Limit
MHz	Factor	Level	Level		
	dB	dBuV	dBuV/m	dB	dBuV/m
Horizontal					
Peak Detector:					
11570.000	5.749	41.840	47.590	-26.410	74.000
Average					
Detector:					
--	--	--	--	--	54.000
Vertical					
Peak Detector:					
11570.000	5.749	41.750	47.500	-26.500	74.000
Average					
Detector:					
--	--	--	--	--	54.000

Note:

1. All Readings below 1GHz are Quasi-Peak, above 1GHz are performed with peak and/or average measurements as necessary.
2. Peak measurements: RBW = 1MHz, VBW = 3 MHz, Sweep: Auto.
3. Average measurements: RBW = 1MHz, VBW = 10 Hz, Sweep: Auto.
4. Measurement Level = Reading Level + Correct Factor.
5. Correct Factor = Antenna factor + Cable loss – Amplifier gain.
6. The average measurement was not performed when the peak measured data under the limit of average detection.
7. The emission levels of other frequencies are very lower than the limit and not show in test report.

Product : Intel® Wireless-AC 9260
 Test Item : Harmonic Radiated Emission Data
 Test Date : 2017/10/03
 Test Mode : Mode 3 MIMO: Transmit (802.11n-20BW 14.4Mbps)(5825MHz)

Frequency	Correct	Reading	Measurement	Margin	Limit
MHz	Factor	Level	Level		
	dB	dBuV	dBuV/m	dB	dBuV/m
Horizontal					
Peak Detector:					
11650.000	5.938	41.690	47.628	-26.372	74.000
Average					
Detector:					
--	--	--	--	--	54.000
Vertical					
Peak Detector:					
11650.000	5.938	42.380	48.318	-25.682	74.000
Average					
Detector:					
--	--	--	--	--	54.000

Note:

1. All Readings below 1GHz are Quasi-Peak, above 1GHz are performed with peak and/or average measurements as necessary.
2. Peak measurements: RBW = 1MHz, VBW = 3 MHz, Sweep: Auto.
3. Average measurements: RBW = 1MHz, VBW = 10 Hz, Sweep: Auto.
4. Measurement Level = Reading Level + Correct Factor.
5. Correct Factor = Antenna factor + Cable loss – Amplifier gain.
6. The average measurement was not performed when the peak measured data under the limit of average detection.
7. The emission levels of other frequencies are very lower than the limit and not show in test report.

Product : Intel® Wireless-AC 9260
 Test Item : Harmonic Radiated Emission Data
 Test Date : 2017/10/03
 Test Mode : Mode 3 MIMO: Transmit (802.11n-40BW 30Mbps)(5190MHz)

Frequency	Correct	Reading	Measurement	Margin	Limit
MHz	Factor	Level	Level		
	dB	dBμV	dBμV/m	dB	dBμV/m
Horizontal					
Peak Detector:					
10380.000	3.511	44.590	48.101	-25.899	74.000
Average Detector:					
--	--	--	--	--	54.000
Vertical					
Peak Detector:					
10380.000	3.511	44.480	47.991	-26.009	74.000
Average Detector:					
--	--	--	--	--	54.000

Note:

1. All Readings below 1GHz are Quasi-Peak, above 1GHz are performed with peak and/or average measurements as necessary.
2. Peak measurements: RBW = 1MHz, VBW = 3 MHz, Sweep: Auto.
3. Average measurements: RBW = 1MHz, VBW = 10 Hz, Sweep: Auto.
4. Measurement Level = Reading Level + Correct Factor.
5. Correct Factor = Antenna factor + Cable loss – Amplifier gain.
6. The average measurement was not performed when the peak measured data under the limit of average detection.
7. The emission levels of other frequencies are very lower than the limit and not show in test report.

Product : Intel® Wireless-AC 9260
 Test Item : Harmonic Radiated Emission Data
 Test Date : 2017/10/03
 Test Mode : Mode 3 MIMO: Transmit (802.11n-40BW 30Mbps)(5230MHz)

Frequency	Correct	Reading	Measurement	Margin	Limit
MHz	Factor	Level	Level		
	dB	dB μ V	dB μ V/m	dB	dB μ V/m
Horizontal					
Peak Detector:					
10460.000	3.575	43.750	47.325	-26.675	74.000
Average Detector:					
--	--	--	--	--	54.000
Vertical					
Peak Detector:					
10460.000	3.575	44.450	48.025	-25.975	74.000
Average Detector:					
--	--	--	--	--	54.000

Note:

1. All Readings below 1GHz are Quasi-Peak, above 1GHz are performed with peak and/or average measurements as necessary.
2. Peak measurements: RBW = 1MHz, VBW = 3 MHz, Sweep: Auto.
3. Average measurements: RBW = 1MHz, VBW = 10 Hz, Sweep: Auto.
4. Measurement Level = Reading Level + Correct Factor.
5. Correct Factor = Antenna factor + Cable loss – Amplifier gain.
6. The average measurement was not performed when the peak measured data under the limit of average detection.
7. The emission levels of other frequencies are very lower than the limit and not show in test report.

Product : Intel® Wireless-AC 9260
 Test Item : Harmonic Radiated Emission Data
 Test Date : 2017/10/03
 Test Mode : Mode 3 MIMO: Transmit (802.11n-40BW 30Mbps)(5270MHz)

Frequency	Correct	Reading	Measurement	Margin	Limit
MHz	Factor	Level	Level		
	dB	dB μ V	dB μ V/m	dB	dB μ V/m
Horizontal					
Peak Detector:					
10540.000	3.706	42.860	46.566	-27.434	74.000
Average Detector:					
--	--	--	--	--	54.000
Vertical					
Peak Detector:					
10540.000	3.706	43.790	47.496	-26.504	74.000
Average Detector:					
--	--	--	--	--	54.000

Note:

1. All Readings below 1GHz are Quasi-Peak, above 1GHz are performed with peak and/or average measurements as necessary.
2. Peak measurements: RBW = 1MHz, VBW = 3 MHz, Sweep: Auto.
3. Average measurements: RBW = 1MHz, VBW = 10 Hz, Sweep: Auto.
4. Measurement Level = Reading Level + Correct Factor.
5. Correct Factor = Antenna factor + Cable loss – Amplifier gain.
6. The average measurement was not performed when the peak measured data under the limit of average detection.
7. The emission levels of other frequencies are very lower than the limit and not show in test report.

Product : Intel® Wireless-AC 9260
 Test Item : Harmonic Radiated Emission Data
 Test Date : 2017/10/03
 Test Mode : Mode 3 MIMO: Transmit (802.11n-40BW 30Mbps)(5310MHz)

Frequency	Correct	Reading	Measurement	Margin	Limit
MHz	Factor	Level	Level		
	dB	dB μ V	dB μ V/m	dB	dB μ V/m
Horizontal					
Peak Detector:					
10620.000	3.790	43.650	47.440	-26.560	74.000
Average Detector:					
--	--	--	--	--	54.000
Vertical					
Peak Detector:					
10620.000	3.790	43.370	47.160	-26.840	74.000
Average Detector:					
--	--	--	--	--	54.000

Note:

1. All Readings below 1GHz are Quasi-Peak, above 1GHz are performed with peak and/or average measurements as necessary.
2. Peak measurements: RBW = 1MHz, VBW = 3 MHz, Sweep: Auto.
3. Average measurements: RBW = 1MHz, VBW = 10 Hz, Sweep: Auto.
4. Measurement Level = Reading Level + Correct Factor.
5. Correct Factor = Antenna factor + Cable loss – Amplifier gain.
6. The average measurement was not performed when the peak measured data under the limit of average detection.
7. The emission levels of other frequencies are very lower than the limit and not show in test report.

Product : Intel® Wireless-AC 9260
 Test Item : Harmonic Radiated Emission Data
 Test Date : 2017/10/03
 Test Mode : Mode 3 MIMO: Transmit (802.11n-40BW 30Mbps)(5510MHz)

Frequency	Correct	Reading	Measurement	Margin	Limit
MHz	Factor	Level	Level		
	dB	dBμV	dBμV/m	dB	dBμV/m
Horizontal					
Peak Detector:					
11020.000	4.380	43.690	48.070	-25.930	74.000
Average Detector:					
--	--	--	--	--	54.000
Vertical					
Peak Detector:					
11020.000	4.380	43.640	48.020	-25.980	74.000
Average Detector:					
--	--	--	--	--	54.000

Note:

1. All Readings below 1GHz are Quasi-Peak, above 1GHz are performed with peak and/or average measurements as necessary.
2. Peak measurements: RBW = 1MHz, VBW = 3 MHz, Sweep: Auto.
3. Average measurements: RBW = 1MHz, VBW = 10 Hz, Sweep: Auto.
4. Measurement Level = Reading Level + Correct Factor.
5. Correct Factor = Antenna factor + Cable loss – Amplifier gain.
6. The average measurement was not performed when the peak measured data under the limit of average detection.
7. The emission levels of other frequencies are very lower than the limit and not show in test report.

Product : Intel® Wireless-AC 9260
 Test Item : Harmonic Radiated Emission Data
 Test Date : 2017/10/03
 Test Mode : Mode 3 MIMO: Transmit (802.11n-40BW 30Mbps)(5590MHz)

Frequency	Correct	Reading	Measurement	Margin	Limit
MHz	Factor	Level	Level		
	dB	dB μ V	dB μ V/m	dB	dB μ V/m
Horizontal					
Peak Detector:					
11180.000	4.575	43.570	48.145	-25.855	74.000
Average Detector:					
--	--	--	--	--	54.000
Vertical					
Peak Detector:					
11180.000	4.575	44.570	49.145	-24.855	74.000
Average Detector:					
--	--	--	--	--	54.000

Note:

1. All Readings below 1GHz are Quasi-Peak, above 1GHz are performed with peak and/or average measurements as necessary.
2. Peak measurements: RBW = 1MHz, VBW = 3 MHz, Sweep: Auto.
3. Average measurements: RBW = 1MHz, VBW = 10 Hz, Sweep: Auto.
4. Measurement Level = Reading Level + Correct Factor.
5. Correct Factor = Antenna factor + Cable loss – Amplifier gain.
6. The average measurement was not performed when the peak measured data under the limit of average detection.
7. The emission levels of other frequencies are very lower than the limit and not show in test report.

Product : Intel® Wireless-AC 9260
 Test Item : Harmonic Radiated Emission Data
 Test Date : 2017/10/03
 Test Mode : Mode 3 MIMO: Transmit (802.11n-40BW 30Mbps)(5670MHz)

Frequency	Correct	Reading	Measurement	Margin	Limit
MHz	Factor	Level	Level		
	dB	dB μ V	dB μ V/m	dB	dB μ V/m
Horizontal					
Peak Detector:					
11340.000	5.165	43.920	49.085	-24.915	74.000
Average Detector:					
--	--	--	--	--	54.000
Vertical					
Peak Detector:					
11340.000	5.165	43.620	48.785	-25.215	74.000
Average Detector:					
--	--	--	--	--	54.000

Note:

1. All Readings below 1GHz are Quasi-Peak, above 1GHz are performed with peak and/or average measurements as necessary.
2. Peak measurements: RBW = 1MHz, VBW = 3 MHz, Sweep: Auto.
3. Average measurements: RBW = 1MHz, VBW = 10 Hz, Sweep: Auto.
4. Measurement Level = Reading Level + Correct Factor.
5. Correct Factor = Antenna factor + Cable loss – Amplifier gain.
6. The average measurement was not performed when the peak measured data under the limit of average detection.
7. The emission levels of other frequencies are very lower than the limit and not show in test report.

Product : Intel® Wireless-AC 9260
 Test Item : Harmonic Radiated Emission Data
 Test Date : 2017/10/03
 Test Mode : Mode 3 MIMO: Transmit (802.11n-40BW 30Mbps)(5755MHz)

Frequency MHz	Correct Factor dB	Reading Level dBuV	Measurement Level dBuV/m	Margin dB	Limit dBuV/m
Horizontal					
Peak Detector:					
11510.000	5.597	42.950	48.547	-25.453	74.000
Average Detector:					
--	--	--	--	--	54.000
Vertical					
Peak Detector:					
11510.000	5.597	47.320	52.917	-21.083	74.000
Average Detector:					
--	--	--	--	--	54.000

Note:

1. All Readings below 1GHz are Quasi-Peak, above 1GHz are performed with peak and/or average measurements as necessary.
2. Peak measurements: RBW = 1MHz, VBW = 3 MHz, Sweep: Auto.
3. Average measurements: RBW = 1MHz, VBW = 10 Hz, Sweep: Auto.
4. Measurement Level = Reading Level + Correct Factor.
5. Correct Factor = Antenna factor + Cable loss – Amplifier gain.
6. The average measurement was not performed when the peak measured data under the limit of average detection.
7. The emission levels of other frequencies are very lower than the limit and not show in test report.

Product : Intel® Wireless-AC 9260
 Test Item : Harmonic Radiated Emission Data
 Test Date : 2017/10/03
 Test Mode : Mode 3 MIMO: Transmit (802.11n-40BW 30Mbps)(5795MHz)

Frequency	Correct	Reading	Measurement	Margin	Limit
MHz	Factor	Level	Level		
	dB	dBuV	dBuV/m	dB	dBuV/m
Horizontal					
Peak Detector:					
11590.000	5.785	46.190	51.975	-22.025	74.000
Average					
Detector:					
--	--	--	--	--	54.000
Vertical					
Peak Detector:					
11590.000	5.785	46.320	52.105	-21.895	74.000
Average					
Detector:					
--	--	--	--	--	54.000

Note:

1. All Readings below 1GHz are Quasi-Peak, above 1GHz are performed with peak and/or average measurements as necessary.
2. Peak measurements: RBW = 1MHz, VBW = 3 MHz, Sweep: Auto.
3. Average measurements: RBW = 1MHz, VBW = 10 Hz, Sweep: Auto.
4. Measurement Level = Reading Level + Correct Factor.
5. Correct Factor = Antenna factor + Cable loss – Amplifier gain.
6. The average measurement was not performed when the peak measured data under the limit of average detection.
7. The emission levels of other frequencies are very lower than the limit and not show in test report.

Product : Intel® Wireless-AC 9260
 Test Item : Harmonic Radiated Emission Data
 Test Date : 2017/10/03
 Test Mode : Mode 3 MIMO: Transmit (802.11ac-20BW-14.4Mbps)(5720MHz)

Frequency	Correct	Reading	Measurement	Margin	Limit
MHz	Factor	Level	Level		
	dB	dBuV	dBuV/m	dB	dBuV/m
Horizontal					
Peak Detector:					
11440.000	5.410	46.170	51.580	-22.420	74.000
Average					
Detector:					
--	--	--	--	--	54.000
Vertical					
Peak Detector:					
11440.000	5.410	48.390	53.800	-20.200	74.000
Average					
Detector:					
--	--	--	--	--	54.000

Note:

1. All Readings below 1GHz are Quasi-Peak, above 1GHz are performed with peak and/or average measurements as necessary.
2. Peak measurements: RBW = 1MHz, VBW = 3 MHz, Sweep: Auto.
3. Average measurements: RBW = 1MHz, VBW = 10 Hz, Sweep: Auto.
4. Measurement Level = Reading Level + Correct Factor.
5. Correct Factor = Antenna factor + Cable loss – Amplifier gain.
6. The average measurement was not performed when the peak measured data under the limit of average detection.
7. The emission levels of other frequencies are very lower than the limit and not show in test report.

Product : Intel® Wireless-AC 9260
 Test Item : Harmonic Radiated Emission Data
 Test Date : 2017/10/03
 Test Mode : Mode 3 MIMO: Transmit (802.11ac-40BW-30Mbps)(5710MHz)

Frequency MHz	Correct Factor dB	Reading Level dBuV	Measurement Level dBuV/m	Margin dB	Limit dBuV/m
Horizontal					
Peak Detector:					
11420.000	5.389	44.850	50.239	-23.761	74.000
Average Detector:					
--	--	--	--	--	54.000
Vertical					
Peak Detector:					
11420.000	5.389	46.590	51.979	-22.021	74.000
Average Detector:					
--	--	--	--	--	54.000

Note:

1. All Readings below 1GHz are Quasi-Peak, above 1GHz are performed with peak and/or average measurements as necessary.
2. Peak measurements: RBW = 1MHz, VBW = 3 MHz, Sweep: Auto.
3. Average measurements: RBW = 1MHz, VBW = 10 Hz, Sweep: Auto.
4. Measurement Level = Reading Level + Correct Factor.
5. Correct Factor = Antenna factor + Cable loss – Amplifier gain.
6. The average measurement was not performed when the peak measured data under the limit of average detection.
7. The emission levels of other frequencies are very lower than the limit and not show in test report.

Product : Intel® Wireless-AC 9260
 Test Item : Harmonic Radiated Emission Data
 Test Date : 2017/10/03
 Test Mode : Mode 3 MIMO: Transmit (802.11ac-80BW-65Mbps)(5210MHz)

Frequency MHz	Correct Factor dB	Reading Level dBuV	Measurement Level dBuV/m	Margin dB	Limit dBuV/m
Horizontal					
Peak Detector:					
10420.000	3.508	40.860	44.369	-29.631	74.000
Average Detector:					
--	--	--	--	--	54.000
Vertical					
Peak Detector:					
10420.000	3.508	42.610	46.119	-27.881	74.000
Average Detector:					
--	--	--	--	--	54.000

Note:

1. All Readings below 1GHz are Quasi-Peak, above 1GHz are performed with peak and/or average measurements as necessary.
2. Peak measurements: RBW = 1MHz, VBW = 3 MHz, Sweep: Auto.
3. Average measurements: RBW = 1MHz, VBW = 10 Hz, Sweep: Auto.
4. Measurement Level = Reading Level + Correct Factor.
5. Correct Factor = Antenna factor + Cable loss – Amplifier gain.
6. The average measurement was not performed when the peak measured data under the limit of average detection.
7. The emission levels of other frequencies are very lower than the limit and not show in test report.

Product : Intel® Wireless-AC 9260
 Test Item : Harmonic Radiated Emission Data
 Test Date : 2017/10/03
 Test Mode : Mode 3 MIMO: Transmit (802.11ac-80BW-65Mbps)(5290MHz)

Frequency MHz	Correct Factor dB	Reading Level dBuV	Measurement Level dBuV/m	Margin dB	Limit dBuV/m
Horizontal					
Peak Detector:					
10580.000	3.711	42.530	46.241	-27.759	74.000
Average Detector:					
--	--	--	--	--	54.000
Vertical					
Peak Detector:					
10580.000	3.711	43.610	47.321	-26.679	74.000
Average Detector:					
--	--	--	--	--	54.000

Note:

1. All Readings below 1GHz are Quasi-Peak, above 1GHz are performed with peak and/or average measurements as necessary.
2. Peak measurements: RBW = 1MHz, VBW = 3 MHz, Sweep: Auto.
3. Average measurements: RBW = 1MHz, VBW = 10 Hz, Sweep: Auto.
4. Measurement Level = Reading Level + Correct Factor.
5. Correct Factor = Antenna factor + Cable loss – Amplifier gain.
6. The average measurement was not performed when the peak measured data under the limit of average detection.
7. The emission levels of other frequencies are very lower than the limit and not show in test report.

Product : Intel® Wireless-AC 9260
 Test Item : Harmonic Radiated Emission Data
 Test Date : 2017/10/03
 Test Mode : Mode 3 MIMO: Transmit (802.11ac-80BW-65Mbps)(5530MHz)

Frequency MHz	Correct Factor dB	Reading Level dBuV	Measurement Level dBuV/m	Margin dB	Limit dBuV/m
Horizontal					
Peak Detector:					
11060.000	4.474	45.690	50.164	-23.836	74.000
Average Detector:					
--	--	--	--	--	54.000
Vertical					
Peak Detector:					
11060.000	4.474	47.120	51.594	-22.406	74.000
Average Detector:					
--	--	--	--	--	54.000

Note:

1. All Readings below 1GHz are Quasi-Peak, above 1GHz are performed with peak and/or average measurements as necessary.
2. Peak measurements: RBW = 1MHz, VBW = 3 MHz, Sweep: Auto.
3. Average measurements: RBW = 1MHz, VBW = 10 Hz, Sweep: Auto.
4. Measurement Level = Reading Level + Correct Factor.
5. Correct Factor = Antenna factor + Cable loss – Amplifier gain.
6. The average measurement was not performed when the peak measured data under the limit of average detection.
7. The emission levels of other frequencies are very lower than the limit and not show in test report.

Product : Intel® Wireless-AC 9260
 Test Item : Harmonic Radiated Emission Data
 Test Date : 2017/10/03
 Test Mode : Mode 3 MIMO: Transmit (802.11ac-80BW-65Mbps)(5610MHz)

Frequency MHz	Correct Factor dB	Reading Level dBuV	Measurement Level dBuV/m	Margin dB	Limit dBuV/m
Horizontal					
Peak Detector:					
11220.000	4.869	43.560	48.429	-25.571	74.000
Average Detector:					
--	--	--	--	--	54.000
Vertical					
Peak Detector:					
11220.000	4.869	46.710	51.579	-22.421	74.000
Average Detector:					
--	--	--	--	--	54.000

Note:

1. All Readings below 1GHz are Quasi-Peak, above 1GHz are performed with peak and/or average measurements as necessary.
2. Peak measurements: RBW = 1MHz, VBW = 3 MHz, Sweep: Auto.
3. Average measurements: RBW = 1MHz, VBW = 10 Hz, Sweep: Auto.
4. Measurement Level = Reading Level + Correct Factor.
5. Correct Factor = Antenna factor + Cable loss – Amplifier gain.
6. The average measurement was not performed when the peak measured data under the limit of average detection.
7. The emission levels of other frequencies are very lower than the limit and not show in test report.

Product : Intel® Wireless-AC 9260
 Test Item : Harmonic Radiated Emission Data
 Test Date : 2017/10/03
 Test Mode : Mode 3 MIMO: Transmit (802.11ac-80BW-65Mbps)(5690MHz)

Frequency	Correct	Reading	Measurement	Margin	Limit
MHz	Factor	Level	Level		
	dB	dBuV	dBuV/m	dB	dBuV/m
Horizontal					
Peak Detector:					
11380.000	5.265	43.250	48.515	-25.485	74.000
Average					
Detector:					
--	--	--	--	--	54.000
Vertical					
Peak Detector:					
11380.000	5.265	44.530	49.795	-24.205	74.000
Average					
Detector:					
--	--	--	--	--	54.000

Note:

1. All Readings below 1GHz are Quasi-Peak, above 1GHz are performed with peak and/or average measurements as necessary.
2. Peak measurements: RBW = 1MHz, VBW = 3 MHz, Sweep: Auto.
3. Average measurements: RBW = 1MHz, VBW = 10 Hz, Sweep: Auto.
4. Measurement Level = Reading Level + Correct Factor.
5. Correct Factor = Antenna factor + Cable loss – Amplifier gain.
6. The average measurement was not performed when the peak measured data under the limit of average detection.
7. The emission levels of other frequencies are very lower than the limit and not show in test report.

Product : Intel® Wireless-AC 9260
 Test Item : Harmonic Radiated Emission Data
 Test Date : 2017/10/03
 Test Mode : Mode 3 MIMO: Transmit (802.11ac-80BW-65Mbps)(5775MHz)

Frequency MHz	Correct Factor dB	Reading Level dBuV	Measurement Level dBuV/m	Margin dB	Limit dBuV/m
Horizontal					
Peak Detector:					
11550.000	5.705	42.260	47.965	-26.035	74.000
Average Detector:					
--	--	--	--	--	54.000
Vertical					
Peak Detector:					
11550.000	5.705	42.260	47.965	-26.035	74.000
Average Detector:					
--	--	--	--	--	54.000

Note:

1. All Readings below 1GHz are Quasi-Peak, above 1GHz are performed with peak and/or average measurements as necessary.
2. Peak measurements: RBW = 1MHz, VBW = 3 MHz, Sweep: Auto.
3. Average measurements: RBW = 1MHz, VBW = 10 Hz, Sweep: Auto.
4. Measurement Level = Reading Level + Correct Factor.
5. Correct Factor = Antenna factor + Cable loss – Amplifier gain.
6. The average measurement was not performed when the peak measured data under the limit of average detection.
7. The emission levels of other frequencies are very lower than the limit and not show in test report.

Product : Intel® Wireless-AC 9260
 Test Item : Harmonic Radiated Emission Data
 Test Date : 2017/10/03
 Test Mode : Mode 3 MIMO: Transmit (802.11ac-160BW-130Mbps)(5250MHz)

Frequency	Correct	Reading	Measurement	Margin	Limit
MHz	Factor	Level	Level		
	dB	dBuV	dBuV/m	dB	dBuV/m
Horizontal					
Peak Detector:					
10500.000	3.666	44.040	47.706	-26.294	74.000
15750.000	10.134	41.780	51.914	-22.086	74.000
Average					
Detector:					
--	--	--	--	--	54.000
Vertical					
Peak Detector:					
10500.000	3.666	44.530	48.196	-25.804	74.000
15750.000	10.134	42.850	52.984	-21.016	74.000
Average					
Detector:					
--	--	--	--	--	54.000

Note:

1. All Readings below 1GHz are Quasi-Peak, above 1GHz are performed with peak and/or average measurements as necessary.
2. Peak measurements: RBW = 1MHz, VBW = 3 MHz, Sweep: Auto.
3. Average measurements: RBW = 1MHz, VBW = 10 Hz, Sweep: Auto.
4. Measurement Level = Reading Level + Correct Factor.
5. Correct Factor = Antenna factor + Cable loss – Amplifier gain.
6. The average measurement was not performed when the peak measured data under the limit of average detection.
7. The emission levels of other frequencies are very lower than the limit and not show in test report.

Product : Intel® Wireless-AC 9260
 Test Item : Harmonic Radiated Emission Data
 Test Date : 2017/10/03
 Test Mode : Mode 3 MIMO: Transmit (802.11ac-160BW-130Mbps)(5570MHz)

Frequency	Correct	Reading	Measurement	Margin	Limit
MHz	Factor	Level	Level		
	dB	dBuV	dBuV/m	dB	dBuV/m
Horizontal					
Peak Detector:					
11140.000	4.679	43.950	48.628	-25.372	74.000
16710.000	11.284	41.820	53.104	-20.896	74.000
Average					
Detector:					
--	--	--	--	--	54.000
Vertical					
Peak Detector:					
11140.000	4.679	43.950	48.628	-25.372	74.000
16710.000	11.284	42.380	53.664	-20.336	74.000
Average					
Detector:					
--	--	--	--	--	54.000

Note:

1. All Readings below 1GHz are Quasi-Peak, above 1GHz are performed with peak and/or average measurements as necessary.
2. Peak measurements: RBW = 1MHz, VBW = 3 MHz, Sweep: Auto.
3. Average measurements: RBW = 1MHz, VBW = 10 Hz, Sweep: Auto.
4. Measurement Level = Reading Level + Correct Factor.
5. Correct Factor = Antenna factor + Cable loss – Amplifier gain.
6. The average measurement was not performed when the peak measured data under the limit of average detection.
7. The emission levels of other frequencies are very lower than the limit and not show in test report.

Product : Intel® Wireless-AC 9260
 Test Item : General Radiated Emission
 Test Date : 2017/10/03
 Test Mode : Mode 1 SISO A: Transmit (802.11a-6Mbps)(5220MHz)

Frequency	Correct	Reading	Measurement	Margin	Limit
MHz	Factor	Level	Level		
	dB	dBμV	dBμV/m	dB	dBμV/m
Horizontal					
Peak Detector					
163.860	-10.994	33.376	22.382	-21.118	43.500
271.530	-11.287	32.443	21.157	-24.843	46.000
403.450	-7.992	33.312	25.321	-20.679	46.000
549.920	-5.241	23.951	18.710	-27.290	46.000
701.240	-3.027	32.878	29.851	-16.149	46.000
847.710	-1.001	20.611	19.610	-26.390	46.000
Vertical					
Peak Detector					
146.400	-11.222	33.640	22.417	-21.083	43.500
278.320	-10.991	34.895	23.904	-22.096	46.000
405.390	-7.944	35.674	27.730	-18.270	46.000
561.560	-4.966	25.112	20.147	-25.853	46.000
698.330	-3.075	34.736	31.661	-14.339	46.000
849.650	-0.972	22.609	21.637	-24.363	46.000

Note:

1. All Readings below 1GHz are Quasi-Peak, above 1GHz are performed with peak and/or average measurements as necessary.
2. Peak measurements: RBW = 1MHz, VBW = 3 MHz, Sweep: Auto.
3. Average measurements: RBW = 1MHz, VBW = 10 Hz, Sweep: Auto.
4. Measurement Level = Reading Level + Correct Factor.
5. Correct Factor = Antenna factor + Cable loss – Amplifier gain.
6. The average measurement was not performed when the peak measured data under the limit of average detection.
7. The emission levels of other frequencies are very lower than the limit and not show in test report.
8. No emission found between lowest internal used/generated frequency to 30MHz.

Product : Intel® Wireless-AC 9260
 Test Item : General Radiated Emission
 Test Date : 2017/10/03
 Test Mode : Mode 1 SISO A: Transmit (802.11a-6Mbps)(5320MHz)

Frequency	Correct	Reading	Measurement	Margin	Limit
MHz	Factor	Level	Level		
	dB	dBμV	dBμV/m	dB	dBμV/m
Horizontal					
Peak Detector					
145.430	-11.255	34.412	23.156	-20.344	43.500
272.500	-11.244	33.985	22.741	-23.259	46.000
389.870	-8.305	33.622	25.318	-20.682	46.000
570.290	-4.757	24.503	19.746	-26.254	46.000
716.760	-2.727	29.232	26.505	-19.495	46.000
853.530	-0.920	22.009	21.089	-24.911	46.000
Vertical					
Peak Detector					
151.250	-11.069	33.514	22.445	-21.055	43.500
297.720	-10.435	34.180	23.745	-22.255	46.000
415.090	-7.705	34.799	27.094	-18.906	46.000
571.260	-4.735	24.875	20.140	-25.860	46.000
713.850	-2.784	30.974	28.190	-17.810	46.000
840.920	-1.103	23.405	22.302	-23.698	46.000

Note:

1. All Readings below 1GHz are Quasi-Peak, above 1GHz are performed with peak and/or average measurements as necessary.
2. Peak measurements: RBW = 1MHz, VBW = 3 MHz, Sweep: Auto.
3. Average measurements: RBW = 1MHz, VBW = 10 Hz, Sweep: Auto.
4. Measurement Level = Reading Level + Correct Factor.
5. Correct Factor = Antenna factor + Cable loss – Amplifier gain.
6. The average measurement was not performed when the peak measured data under the limit of average detection.
7. The emission levels of other frequencies are very lower than the limit and not show in test report.
8. No emission found between lowest internal used/generated frequency to 30MHz.

Product : Intel® Wireless-AC 9260
 Test Item : General Radiated Emission
 Test Date : 2017/10/03
 Test Mode : Mode 1 SISO A: Transmit (802.11a-6Mbps)(5580MHz)

Frequency	Correct	Reading	Measurement	Margin	Limit
MHz	Factor	Level	Level		
	dB	dB μ V	dB μ V/m	dB	dB μ V/m
Horizontal					
Peak Detector					
157.070	-10.928	35.918	24.990	-18.510	43.500
284.140	-10.824	32.852	22.028	-23.972	46.000
411.210	-7.801	31.900	24.099	-21.901	46.000
557.680	-5.057	26.119	21.062	-24.938	46.000
723.550	-2.595	34.501	31.906	-14.094	46.000
860.320	-0.832	21.130	20.298	-25.702	46.000
Vertical					
Peak Detector					
159.010	-10.881	32.970	22.089	-21.411	43.500
266.680	-11.563	34.654	23.091	-22.909	46.000
359.800	-8.987	35.052	26.065	-19.935	46.000
501.420	-6.000	23.571	17.570	-28.430	46.000
657.590	-3.648	29.864	26.217	-19.783	46.000
847.710	-1.001	20.595	19.594	-26.406	46.000

Note:

1. All Readings below 1GHz are Quasi-Peak, above 1GHz are performed with peak and/or average measurements as necessary.
2. Peak measurements: RBW = 1MHz, VBW = 3 MHz, Sweep: Auto.
3. Average measurements: RBW = 1MHz, VBW = 10 Hz, Sweep: Auto.
4. Measurement Level = Reading Level + Correct Factor.
5. Correct Factor = Antenna factor + Cable loss – Amplifier gain.
6. The average measurement was not performed when the peak measured data under the limit of average detection.
7. The emission levels of other frequencies are very lower than the limit and not show in test report.
8. No emission found between lowest internal used/generated frequency to 30MHz.

Product : Intel® Wireless-AC 9260
 Test Item : General Radiated Emission
 Test Date : 2017/10/03
 Test Mode : Mode 1 SISO A: Transmit (802.11a-6Mbps)(5785MHz)

Frequency	Correct	Reading	Measurement	Margin	Limit
	Factor	Level	Level		
MHz	dB	dB μ V	dB μ V/m	dB	dB μ V/m
Horizontal					
Peak Detector					
145.430	-11.255	32.006	20.750	-22.750	43.500
272.500	-11.244	33.870	22.626	-23.374	46.000
423.820	-7.490	35.722	28.232	-17.768	46.000
575.140	-4.643	24.433	19.790	-26.210	46.000
711.910	-2.822	34.257	31.435	-14.565	46.000
858.380	-0.857	19.430	18.573	-27.427	46.000
Vertical					
Peak Detector					
169.680	-11.203	36.161	24.958	-18.542	43.500
287.050	-10.757	31.955	21.198	-24.802	46.000
409.270	-7.849	33.126	25.277	-20.723	46.000
550.890	-5.218	23.441	18.222	-27.778	46.000
682.810	-3.292	32.318	29.026	-16.974	46.000
848.680	-0.986	19.362	18.376	-27.624	46.000

Note:

1. All Readings below 1GHz are Quasi-Peak, above 1GHz are performed with peak and/or average measurements as necessary.
2. Peak measurements: RBW = 1MHz, VBW = 3 MHz, Sweep: Auto.
3. Average measurements: RBW = 1MHz, VBW = 10 Hz, Sweep: Auto.
4. Measurement Level = Reading Level + Correct Factor.
5. Correct Factor = Antenna factor + Cable loss – Amplifier gain.
6. The average measurement was not performed when the peak measured data under the limit of average detection.
7. The emission levels of other frequencies are very lower than the limit and not show in test report.
8. No emission found between lowest internal used/generated frequency to 30MHz.

Product : Intel® Wireless-AC 9260
 Test Item : General Radiated Emission
 Test Mode : Mode 1 SISO A: Transmit (802.11n-20BW 7.2Mbps)(5220MHz)

Frequency	Correct	Reading	Measurement	Margin	Limit
MHz	Factor	Level	Level		
	dB	dB μ V	dB μ V/m	dB	dB μ V/m
Horizontal					
Peak Detector					
154.160	-10.999	32.088	21.090	-22.410	43.500
266.680	-11.563	34.270	22.707	-23.293	46.000
403.450	-7.992	33.708	25.717	-20.283	46.000
554.770	-5.126	25.217	20.090	-25.910	46.000
676.990	-3.373	35.207	31.834	-14.166	46.000
828.310	-1.293	21.253	19.960	-26.040	46.000
Vertical					
Peak Detector					
151.250	-11.069	32.332	21.263	-22.237	43.500
297.720	-10.435	34.043	23.608	-22.392	46.000
439.340	-7.113	32.750	25.637	-20.363	46.000
585.810	-4.392	25.633	21.241	-24.759	46.000
722.580	-2.614	34.575	31.960	-14.040	46.000
873.900	-0.658	22.981	22.323	-23.677	46.000

Note:

1. All Readings below 1GHz are Quasi-Peak, above 1GHz are performed with peak and/or average measurements as necessary.
2. Peak measurements: RBW = 1MHz, VBW = 3 MHz, Sweep: Auto.
3. Average measurements: RBW = 1MHz, VBW = 10 Hz, Sweep: Auto.
4. Measurement Level = Reading Level + Correct Factor.
5. Correct Factor = Antenna factor + Cable loss – Amplifier gain.
6. The average measurement was not performed when the peak measured data under the limit of average detection.
7. The emission levels of other frequencies are very lower than the limit and not show in test report.
8. No emission found between lowest internal used/generated frequency to 30MHz.

Product : Intel® Wireless-AC 9260
 Test Item : General Radiated Emission
 Test Date : 2017/10/03
 Test Mode : Mode 1 SISO A: Transmit (802.11n-20BW 7.2Mbps)(5320MHz)

Frequency	Correct	Reading	Measurement	Margin	Limit
MHz	Factor	Level	Level		
	dB	dB μ V	dB μ V/m	dB	dB μ V/m
Horizontal					
Peak Detector					
149.310	-11.124	33.463	22.340	-21.160	43.500
305.480	-10.232	35.873	25.642	-20.358	46.000
442.250	-7.041	34.062	27.020	-18.980	46.000
569.320	-4.780	23.658	18.878	-27.122	46.000
696.390	-3.103	34.280	31.177	-14.823	46.000
842.860	-1.074	20.303	19.229	-26.771	46.000
Vertical					
Peak Detector					
156.100	-10.951	35.329	24.378	-19.122	43.500
302.570	-10.300	33.942	23.643	-22.357	46.000
419.940	-7.585	32.652	25.067	-20.933	46.000
556.710	-5.080	23.723	18.643	-27.357	46.000
712.880	-2.802	30.315	27.513	-18.487	46.000
844.800	-1.045	22.497	21.452	-24.548	46.000

Note:

1. All Readings below 1GHz are Quasi-Peak, above 1GHz are performed with peak and/or average measurements as necessary.
2. Peak measurements: RBW = 1MHz, VBW = 3 MHz, Sweep: Auto.
3. Average measurements: RBW = 1MHz, VBW = 10 Hz, Sweep: Auto.
4. Measurement Level = Reading Level + Correct Factor.
5. Correct Factor = Antenna factor + Cable loss – Amplifier gain.
6. The average measurement was not performed when the peak measured data under the limit of average detection.
7. The emission levels of other frequencies are very lower than the limit and not show in test report.
8. No emission found between lowest internal used/generated frequency to 30MHz.

Product : Intel® Wireless-AC 9260
 Test Item : General Radiated Emission
 Test Date : 2017/10/03
 Test Mode : Mode 1 SISO A: Transmit (802.11n-20BW 7.2Mbps)(5580MHz)

Frequency MHz	Correct Factor dB	Reading Level dBμV	Measurement Level dBμV/m	Margin dB	Limit dBμV/m
Horizontal					
Peak Detector					
166.770	-11.099	32.730	21.631	-21.869	43.500
308.390	-10.164	32.877	22.714	-23.286	46.000
425.760	-7.442	32.785	25.343	-20.657	46.000
586.780	-4.368	24.147	19.779	-26.221	46.000
733.250	-2.407	33.140	30.733	-15.267	46.000
870.020	-0.708	23.473	22.765	-23.235	46.000
Vertical					
Peak Detector					
156.100	-10.951	34.934	23.983	-19.517	43.500
297.720	-10.435	34.485	24.050	-21.950	46.000
424.790	-7.466	31.067	23.601	-22.399	46.000
576.110	-4.619	23.789	19.170	-26.830	46.000
698.330	-3.075	33.694	30.619	-15.381	46.000
849.650	-0.972	20.229	19.257	-26.743	46.000

Note:

1. All Readings below 1GHz are Quasi-Peak, above 1GHz are performed with peak and/or average measurements as necessary.
2. Peak measurements: RBW = 1MHz, VBW = 3 MHz, Sweep: Auto.
3. Average measurements: RBW = 1MHz, VBW = 10 Hz, Sweep: Auto.
4. Measurement Level = Reading Level + Correct Factor.
5. Correct Factor = Antenna factor + Cable loss – Amplifier gain.
6. The average measurement was not performed when the peak measured data under the limit of average detection.
7. The emission levels of other frequencies are very lower than the limit and not show in test report.
8. No emission found between lowest internal used/generated frequency to 30MHz.

Product : Intel® Wireless-AC 9260
 Test Item : General Radiated Emission
 Test Date : 2017/10/03
 Test Mode : Mode 1 SISO A: Transmit (802.11n-20BW 7.2Mbps)(5785MHz)

Frequency	Correct	Reading	Measurement	Margin	Limit
	Factor	Level	Level		
MHz	dB	dB μ V	dB μ V/m	dB	dB μ V/m
Horizontal					
Peak Detector					
150.280	-11.093	33.723	22.631	-20.869	43.500
262.800	-11.808	35.393	23.585	-22.415	46.000
385.020	-8.416	33.282	24.866	-21.134	46.000
555.740	-5.103	21.630	16.527	-29.473	46.000
707.060	-2.915	30.489	27.574	-18.426	46.000
868.080	-0.733	18.907	18.174	-27.826	46.000
Vertical					
Peak Detector					
156.100	-10.951	31.469	20.518	-22.982	43.500
312.270	-10.072	35.370	25.297	-20.703	46.000
415.090	-7.705	32.329	24.624	-21.376	46.000
556.710	-5.080	24.970	19.890	-26.110	46.000
703.180	-2.990	34.769	31.779	-14.221	46.000
839.950	-1.118	21.827	20.709	-25.291	46.000

Note:

1. All Readings below 1GHz are Quasi-Peak, above 1GHz are performed with peak and/or average measurements as necessary.
2. Peak measurements: RBW = 1MHz, VBW = 3 MHz, Sweep: Auto.
3. Average measurements: RBW = 1MHz, VBW = 10 Hz, Sweep: Auto.
4. Measurement Level = Reading Level + Correct Factor.
5. Correct Factor = Antenna factor + Cable loss – Amplifier gain.
6. The average measurement was not performed when the peak measured data under the limit of average detection.
7. The emission levels of other frequencies are very lower than the limit and not show in test report.
8. No emission found between lowest internal used/generated frequency to 30MHz.

Product : Intel® Wireless-AC 9260
 Test Item : General Radiated Emission
 Test Date : 2017/10/03
 Test Mode : Mode 1 SISO A: Transmit (802.11n-40BW 15Mbps)(5190MHz)

Frequency	Correct	Reading	Measurement	Margin	Limit
MHz	Factor	Level	Level		
	dB	dB μ V	dB μ V/m	dB	dB μ V/m
Horizontal					
Peak Detector					
158.040	-10.904	34.849	23.945	-19.555	43.500
285.110	-10.802	34.104	23.302	-22.698	46.000
417.030	-7.657	33.854	26.197	-19.803	46.000
553.800	-5.150	27.844	22.695	-23.305	46.000
695.420	-3.116	29.950	26.834	-19.166	46.000
861.290	-0.820	23.037	22.217	-23.783	46.000
Vertical					
Peak Detector					
174.530	-11.829	34.831	23.002	-20.498	43.500
316.150	-9.983	32.755	22.772	-23.228	46.000
443.220	-7.018	32.118	25.100	-20.900	46.000
599.390	-4.070	24.954	20.884	-25.116	46.000
755.560	-2.044	33.655	31.611	-14.389	46.000
897.180	-0.357	22.256	21.899	-24.101	46.000

Note:

1. All Readings below 1GHz are Quasi-Peak, above 1GHz are performed with peak and/or average measurements as necessary.
2. Peak measurements: RBW = 1MHz, VBW = 3 MHz, Sweep: Auto.
3. Average measurements: RBW = 1MHz, VBW = 10 Hz, Sweep: Auto.
4. Measurement Level = Reading Level + Correct Factor.
5. Correct Factor = Antenna factor + Cable loss – Amplifier gain.
6. The average measurement was not performed when the peak measured data under the limit of average detection.
7. The emission levels of other frequencies are very lower than the limit and not show in test report.
8. No emission found between lowest internal used/generated frequency to 30MHz.

Product : Intel® Wireless-AC 9260
 Test Item : General Radiated Emission
 Test Date : 2017/10/03
 Test Mode : Mode 1 SISO A: Transmit (802.11n-40BW 15Mbps)(5310MHz)

Frequency	Correct	Reading	Measurement	Margin	Limit
MHz	Factor	Level	Level		
	dB	dB μ V	dB μ V/m	dB	dB μ V/m
Horizontal					
Peak Detector					
157.070	-10.928	33.898	22.970	-20.530	43.500
274.440	-11.160	33.427	22.268	-23.732	46.000
411.210	-7.801	34.999	27.198	-18.802	46.000
547.980	-5.271	25.112	19.841	-26.159	46.000
689.600	-3.198	32.684	29.487	-16.513	46.000
826.370	-1.322	21.201	19.879	-26.121	46.000
Vertical					
Peak Detector					
150.280	-11.093	33.201	22.109	-21.391	43.500
321.000	-9.872	33.776	23.904	-22.096	46.000
443.220	-7.018	33.780	26.762	-19.238	46.000
599.390	-4.070	22.739	18.669	-27.331	46.000
726.460	-2.539	34.338	31.799	-14.201	46.000
858.380	-0.857	21.556	20.699	-25.301	46.000

Note:

1. All Readings below 1GHz are Quasi-Peak, above 1GHz are performed with peak and/or average measurements as necessary.
2. Peak measurements: RBW = 1MHz, VBW = 3 MHz, Sweep: Auto.
3. Average measurements: RBW = 1MHz, VBW = 10 Hz, Sweep: Auto.
4. Measurement Level = Reading Level + Correct Factor.
5. Correct Factor = Antenna factor + Cable loss – Amplifier gain.
6. The average measurement was not performed when the peak measured data under the limit of average detection.
7. The emission levels of other frequencies are very lower than the limit and not show in test report.
8. No emission found between lowest internal used/generated frequency to 30MHz.

Product : Intel® Wireless-AC 9260
 Test Item : General Radiated Emission
 Test Date : 2017/10/03
 Test Mode : Mode 1 SISO A: Transmit (802.11n-40BW 15Mbps)(5550MHz)

Frequency	Correct	Reading	Measurement	Margin	Limit
MHz	Factor	Level	Level		
	dB	dBμV	dBμV/m	dB	dBμV/m
Horizontal					
Peak Detector					
159.010	-10.881	33.297	22.416	-21.084	43.500
281.230	-10.890	31.618	20.728	-25.272	46.000
432.550	-7.278	33.870	26.593	-19.407	46.000
588.720	-4.322	28.836	24.513	-21.487	46.000
735.190	-2.370	36.527	34.157	-11.843	46.000
886.510	-0.495	23.335	22.840	-23.160	46.000
Vertical					
Peak Detector					
158.040	-10.904	32.117	21.213	-22.287	43.500
333.610	-9.586	34.557	24.971	-21.029	46.000
450.980	-6.834	34.259	27.425	-18.575	46.000
621.700	-3.925	25.908	21.983	-24.017	46.000
758.470	-2.023	33.248	31.225	-14.775	46.000
895.240	-0.382	23.514	23.132	-22.868	46.000

Note:

1. All Readings below 1GHz are Quasi-Peak, above 1GHz are performed with peak and/or average measurements as necessary.
2. Peak measurements: RBW = 1MHz, VBW = 3 MHz, Sweep: Auto.
3. Average measurements: RBW = 1MHz, VBW = 10 Hz, Sweep: Auto.
4. Measurement Level = Reading Level + Correct Factor.
5. Correct Factor = Antenna factor + Cable loss – Amplifier gain.
6. The average measurement was not performed when the peak measured data under the limit of average detection.
7. The emission levels of other frequencies are very lower than the limit and not show in test report.
8. No emission found between lowest internal used/generated frequency to 30MHz.

Product : Intel® Wireless-AC 9260
 Test Item : General Radiated Emission
 Test Date : 2017/10/03
 Test Mode : Mode 1 SISO A: Transmit (802.11n-40BW 15Mbps)(5755MHz)

Frequency	Correct	Reading	Measurement	Margin	Limit
MHz	Factor	Level	Level		
	dB	dB μ V	dB μ V/m	dB	dB μ V/m
Horizontal					
Peak Detector					
150.280	-11.093	34.082	22.990	-20.510	43.500
262.800	-11.808	32.361	20.553	-25.447	46.000
394.720	-8.195	34.749	26.554	-19.446	46.000
546.040	-5.301	23.805	18.504	-27.496	46.000
711.910	-2.822	29.560	26.738	-19.262	46.000
868.080	-0.733	21.435	20.702	-25.298	46.000
Vertical					
Peak Detector					
155.130	-10.974	33.648	22.674	-20.826	43.500
277.350	-11.034	33.472	22.438	-23.562	46.000
394.720	-8.195	33.878	25.683	-20.317	46.000
536.340	-5.456	25.980	20.525	-25.475	46.000
702.210	-3.008	33.339	30.331	-15.669	46.000
868.080	-0.733	22.928	22.195	-23.805	46.000

Note:

1. All Readings below 1GHz are Quasi-Peak, above 1GHz are performed with peak and/or average measurements as necessary.
2. Peak measurements: RBW = 1MHz, VBW = 3 MHz, Sweep: Auto.
3. Average measurements: RBW = 1MHz, VBW = 10 Hz, Sweep: Auto.
4. Measurement Level = Reading Level + Correct Factor.
5. Correct Factor = Antenna factor + Cable loss – Amplifier gain.
6. The average measurement was not performed when the peak measured data under the limit of average detection.
7. The emission levels of other frequencies are very lower than the limit and not show in test report.
8. No emission found between lowest internal used/generated frequency to 30MHz.

Product : Intel® Wireless-AC 9260
 Test Item : General Radiated Emission
 Test Date : 2017/10/03
 Test Mode : Mode 1 SISO A: Transmit (802.11ac-20BW-7.2Mbps)(5720MHz)

Frequency	Correct	Reading	Measurement	Margin	Limit
MHz	Factor	Level	Level		
	dB	dB μ V	dB μ V/m	dB	dB μ V/m
Horizontal					
Peak Detector					
163.860	-10.994	33.255	22.261	-21.239	43.500
305.480	-10.232	33.816	23.585	-22.415	46.000
422.850	-7.513	33.494	25.981	-20.019	46.000
579.020	-4.552	26.068	21.516	-24.484	46.000
710.940	-2.840	28.148	25.308	-20.692	46.000
871.960	-0.682	21.602	20.920	-25.080	46.000
Vertical					
Peak Detector					
156.100	-10.951	34.279	23.328	-20.172	43.500
297.720	-10.435	32.976	22.541	-23.459	46.000
424.790	-7.466	33.554	26.088	-19.912	46.000
585.810	-4.392	24.578	20.186	-25.814	46.000
722.580	-2.614	31.483	28.868	-17.132	46.000
864.200	-0.783	22.289	21.506	-24.494	46.000

Note:

1. All Readings below 1GHz are Quasi-Peak, above 1GHz are performed with peak and/or average measurements as necessary.
2. Peak measurements: RBW = 1MHz, VBW = 3 MHz, Sweep: Auto.
3. Average measurements: RBW = 1MHz, VBW = 10 Hz, Sweep: Auto.
4. Measurement Level = Reading Level + Correct Factor.
5. Correct Factor = Antenna factor + Cable loss – Amplifier gain.
6. The average measurement was not performed when the peak measured data under the limit of average detection.
7. The emission levels of other frequencies are very lower than the limit and not show in test report.
8. No emission found between lowest internal used/generated frequency to 30MHz.

Product : Intel® Wireless-AC 9260
 Test Item : General Radiated Emission
 Test Date : 2017/10/03
 Test Mode : Mode 1 SISO A: Transmit (802.11ac-40BW-15Mbps)(5710MHz)

Frequency	Correct	Reading	Measurement	Margin	Limit
MHz	Factor	Level	Level		
	dB	dB μ V	dB μ V/m	dB	dB μ V/m
Horizontal					
Peak Detector					
166.770	-11.099	30.104	19.005	-24.495	43.500
322.940	-9.827	34.824	24.997	-21.003	46.000
425.760	-7.442	27.016	19.574	-26.426	46.000
601.330	-4.046	25.455	21.408	-24.592	46.000
733.250	-2.407	30.516	28.109	-17.891	46.000
874.870	-0.646	23.039	22.393	-23.607	46.000
Vertical					
Peak Detector					
154.160	-10.999	33.401	22.403	-21.097	43.500
261.830	-11.870	33.130	21.260	-24.740	46.000
398.600	-8.108	32.671	24.564	-21.436	46.000
545.070	-5.318	24.555	19.238	-26.762	46.000
706.090	-2.933	33.132	30.199	-15.801	46.000
857.410	-0.869	22.226	21.357	-24.643	46.000

Note:

1. All Readings below 1GHz are Quasi-Peak, above 1GHz are performed with peak and/or average measurements as necessary.
2. Peak measurements: RBW = 1MHz, VBW = 3 MHz, Sweep: Auto.
3. Average measurements: RBW = 1MHz, VBW = 10 Hz, Sweep: Auto.
4. Measurement Level = Reading Level + Correct Factor.
5. Correct Factor = Antenna factor + Cable loss – Amplifier gain.
6. The average measurement was not performed when the peak measured data under the limit of average detection.
7. The emission levels of other frequencies are very lower than the limit and not show in test report.
8. No emission found between lowest internal used/generated frequency to 30MHz.

Product : Intel® Wireless-AC 9260
 Test Item : General Radiated Emission
 Test Date : 2017/10/03
 Test Mode : Mode 1 SISO A: Transmit (802.11ac-80BW-32.5Mbps)(5210MHz)

Frequency	Correct	Reading	Measurement	Margin	Limit
MHz	Factor	Level	Level		
	dB	dB μ V	dB μ V/m	dB	dB μ V/m
Horizontal					
Peak Detector					
165.800	-11.064	33.837	22.773	-20.727	43.500
302.570	-10.300	32.592	22.293	-23.707	46.000
415.090	-7.705	32.763	25.058	-20.942	46.000
556.710	-5.080	26.806	21.726	-24.274	46.000
717.730	-2.709	30.773	28.065	-17.935	46.000
859.350	-0.845	23.633	22.788	-23.212	46.000
Vertical					
Peak Detector					
161.920	-10.925	34.613	23.687	-19.813	43.500
279.290	-10.949	34.224	23.275	-22.725	46.000
406.360	-7.920	32.859	24.939	-21.061	46.000
552.830	-5.172	27.062	21.890	-24.110	46.000
684.750	-3.264	28.842	25.578	-20.422	46.000
860.320	-0.832	23.949	23.117	-22.883	46.000

Note:

1. All Readings below 1GHz are Quasi-Peak, above 1GHz are performed with peak and/or average measurements as necessary.
2. Peak measurements: RBW = 1MHz, VBW = 3 MHz, Sweep: Auto.
3. Average measurements: RBW = 1MHz, VBW = 10 Hz, Sweep: Auto.
4. Measurement Level = Reading Level + Correct Factor.
5. Correct Factor = Antenna factor + Cable loss – Amplifier gain.
6. The average measurement was not performed when the peak measured data under the limit of average detection.
7. The emission levels of other frequencies are very lower than the limit and not show in test report.
8. No emission found between lowest internal used/generated frequency to 30MHz.

Product : Intel® Wireless-AC 9260
 Test Item : General Radiated Emission
 Test Date : 2017/10/03
 Test Mode : Mode 1 SISO A: Transmit (802.11ac-80BW-32.5Mbps)(5290MHz)

Frequency	Correct	Reading	Measurement	Margin	Limit
MHz	Factor	Level	Level		
	dB	dB μ V	dB μ V/m	dB	dB μ V/m
Horizontal					
Peak Detector					
156.100	-10.951	33.394	22.443	-21.057	43.500
229.820	-12.993	35.762	22.769	-23.231	46.000
342.340	-9.386	33.787	24.401	-21.599	46.000
488.810	-6.207	25.790	19.582	-26.418	46.000
664.380	-3.552	34.299	30.747	-15.253	46.000
854.500	-0.907	24.789	23.882	-22.118	46.000
Vertical					
Peak Detector					
155.130	-10.974	32.711	21.737	-21.763	43.500
272.500	-11.244	35.410	24.166	-21.834	46.000
404.420	-7.968	32.437	24.469	-21.531	46.000
546.040	-5.301	23.906	18.605	-27.395	46.000
697.360	-3.089	28.428	25.339	-20.661	46.000
848.680	-0.986	19.577	18.591	-27.409	46.000

Note:

1. All Readings below 1GHz are Quasi-Peak, above 1GHz are performed with peak and/or average measurements as necessary.
2. Peak measurements: RBW = 1MHz, VBW = 3 MHz, Sweep: Auto.
3. Average measurements: RBW = 1MHz, VBW = 10 Hz, Sweep: Auto.
4. Measurement Level = Reading Level + Correct Factor.
5. Correct Factor = Antenna factor + Cable loss – Amplifier gain.
6. The average measurement was not performed when the peak measured data under the limit of average detection.
7. The emission levels of other frequencies are very lower than the limit and not show in test report.
8. No emission found between lowest internal used/generated frequency to 30MHz.

Product : Intel® Wireless-AC 9260
 Test Item : General Radiated Emission
 Test Date : 2017/10/03
 Test Mode : Mode 1 SISO A: Transmit (802.11ac-80BW-32.5Mbps)(5530MHz)

Frequency	Correct	Reading	Measurement	Margin	Limit
MHz	Factor	Level	Level		
	dB	dB μ V	dB μ V/m	dB	dB μ V/m
Horizontal					
Peak Detector					
150.280	-11.093	33.937	22.845	-20.655	43.500
287.050	-10.757	35.227	24.470	-21.530	46.000
399.570	-8.084	33.609	25.525	-20.475	46.000
546.040	-5.301	25.069	19.768	-26.232	46.000
716.760	-2.727	29.907	27.180	-18.820	46.000
853.530	-0.920	22.166	21.246	-24.754	46.000
Vertical					
Peak Detector					
155.130	-10.974	33.704	22.730	-20.770	43.500
287.050	-10.757	34.379	23.622	-22.378	46.000
399.570	-8.084	32.499	24.415	-21.585	46.000
546.040	-5.301	23.230	17.929	-28.071	46.000
702.210	-3.008	35.071	32.063	-13.937	46.000
853.530	-0.920	23.294	22.374	-23.626	46.000

Note:

1. All Readings below 1GHz are Quasi-Peak, above 1GHz are performed with peak and/or average measurements as necessary.
2. Peak measurements: RBW = 1MHz, VBW = 3 MHz, Sweep: Auto.
3. Average measurements: RBW = 1MHz, VBW = 10 Hz, Sweep: Auto.
4. Measurement Level = Reading Level + Correct Factor.
5. Correct Factor = Antenna factor + Cable loss – Amplifier gain.
6. The average measurement was not performed when the peak measured data under the limit of average detection.
7. The emission levels of other frequencies are very lower than the limit and not show in test report.
8. No emission found between lowest internal used/generated frequency to 30MHz.

Product : Intel® Wireless-AC 9260
 Test Item : General Radiated Emission
 Test Date : 2017/10/03
 Test Mode : Mode 1 SISO A: Transmit (802.11ac-80BW-32.5Mbps)(5775MHz)

Frequency MHz	Correct Factor dB	Reading Level dBμV	Measurement Level dBμV/m	Margin dB	Limit dBμV/m
Horizontal					
Peak Detector					
158.040	-10.904	33.374	22.470	-21.030	43.500
294.810	-10.531	33.225	22.694	-23.306	46.000
417.030	-7.657	34.174	26.517	-19.483	46.000
553.800	-5.150	26.196	21.047	-24.953	46.000
705.120	-2.952	32.664	29.712	-16.288	46.000
856.440	-0.882	19.276	18.394	-27.606	46.000
Vertical					
Peak Detector					
161.920	-10.925	34.866	23.940	-19.560	43.500
303.540	-10.277	32.884	22.607	-23.393	46.000
420.910	-7.562	32.827	25.265	-20.735	46.000
581.930	-4.483	25.401	20.918	-25.082	46.000
747.800	-2.126	32.794	30.668	-15.332	46.000
884.570	-0.520	22.963	22.443	-23.557	46.000

Note:

1. All Readings below 1GHz are Quasi-Peak, above 1GHz are performed with peak and/or average measurements as necessary.
2. Peak measurements: RBW = 1MHz, VBW = 3 MHz, Sweep: Auto.
3. Average measurements: RBW = 1MHz, VBW = 10 Hz, Sweep: Auto.
4. Measurement Level = Reading Level + Correct Factor.
5. Correct Factor = Antenna factor + Cable loss – Amplifier gain.
6. The average measurement was not performed when the peak measured data under the limit of average detection.
7. The emission levels of other frequencies are very lower than the limit and not show in test report.
8. No emission found between lowest internal used/generated frequency to 30MHz.

Product : Intel® Wireless-AC 9260
 Test Item : General Radiated Emission
 Test Date : 2017/10/03
 Test Mode : Mode 1 SISO A: Transmit (802.11ac-160BW-65Mbps)(5250MHz)

Frequency	Correct	Reading	Measurement	Margin	Limit
	Factor	Level	Level		
MHz	dB	dB μ V	dB μ V/m	dB	dB μ V/m
Horizontal					
Peak Detector					
151.250	-11.069	33.682	22.613	-20.887	43.500
283.170	-10.846	33.937	23.090	-22.910	46.000
434.490	-7.230	36.245	29.015	-16.985	46.000
580.960	-4.506	26.026	21.520	-24.480	46.000
737.130	-2.333	27.920	25.587	-20.413	46.000
878.750	-0.595	18.947	18.352	-27.648	46.000
Vertical					
Peak Detector					
159.010	-10.881	32.999	22.118	-21.382	43.500
300.630	-10.345	33.980	23.635	-22.365	46.000
422.850	-7.513	33.971	26.458	-19.542	46.000
564.470	-4.896	24.868	19.972	-26.028	46.000
710.940	-2.840	33.415	30.575	-15.425	46.000
867.110	-0.745	23.267	22.522	-23.478	46.000

Note:

1. All Readings below 1GHz are Quasi-Peak, above 1GHz are performed with peak and/or average measurements as necessary.
2. Peak measurements: RBW = 1MHz, VBW = 3 MHz, Sweep: Auto.
3. Average measurements: RBW = 1MHz, VBW = 10 Hz, Sweep: Auto.
4. Measurement Level = Reading Level + Correct Factor.
5. Correct Factor = Antenna factor + Cable loss – Amplifier gain.
6. The average measurement was not performed when the peak measured data under the limit of average detection.
7. The emission levels of other frequencies are very lower than the limit and not show in test report.
8. No emission found between lowest internal used/generated frequency to 30MHz.

Product : Intel® Wireless-AC 9260
 Test Item : General Radiated Emission
 Test Date : 2017/10/03
 Test Mode : Mode 1 SISO A: Transmit (802.11ac-160BW-65Mbps)(5570MHz)

Frequency	Correct	Reading	Measurement	Margin	Limit
MHz	Factor	Level	Level		
	dB	dB μ V	dB μ V/m	dB	dB μ V/m
Horizontal					
Peak Detector					
159.010	-10.881	31.629	20.748	-22.752	43.500
261.830	-11.870	35.546	23.676	-22.324	46.000
369.500	-8.769	35.132	26.363	-19.637	46.000
525.670	-5.622	24.422	18.800	-27.200	46.000
681.840	-3.305	30.692	27.387	-18.613	46.000
838.010	-1.147	21.837	20.690	-25.310	46.000
Vertical					
Peak Detector					
159.010	-10.881	32.013	21.132	-22.368	43.500
286.080	-10.779	34.191	23.412	-22.588	46.000
398.600	-8.108	34.344	26.237	-19.763	46.000
549.920	-5.241	23.760	18.519	-27.481	46.000
696.390	-3.103	31.016	27.913	-18.087	46.000
852.560	-0.932	23.861	22.929	-23.071	46.000

Note:

1. All Readings below 1GHz are Quasi-Peak, above 1GHz are performed with peak and/or average measurements as necessary.
2. Peak measurements: RBW = 1MHz, VBW = 3 MHz, Sweep: Auto.
3. Average measurements: RBW = 1MHz, VBW = 10 Hz, Sweep: Auto.
4. Measurement Level = Reading Level + Correct Factor.
5. Correct Factor = Antenna factor + Cable loss – Amplifier gain.
6. The average measurement was not performed when the peak measured data under the limit of average detection.
7. The emission levels of other frequencies are very lower than the limit and not show in test report.
8. No emission found between lowest internal used/generated frequency to 30MHz.

Product : Intel® Wireless-AC 9260
 Test Item : General Radiated Emission
 Test Date : 2017/10/03
 Test Mode : Mode 2 SISO B: Transmit (802.11a-6Mbps)(5220MHz)

Frequency	Correct	Reading	Measurement	Margin	Limit
MHz	Factor	Level	Level		
	dB	dB μ V	dB μ V/m	dB	dB μ V/m
Horizontal					
Peak Detector					
148.340	-11.157	33.387	22.231	-21.269	43.500
265.710	-11.624	34.632	23.008	-22.992	46.000
392.780	-8.239	34.574	26.335	-19.665	46.000
529.550	-5.561	25.033	19.472	-26.528	46.000
680.870	-3.319	26.073	22.754	-23.246	46.000
846.740	-1.016	21.742	20.726	-25.274	46.000
Vertical					
Peak Detector					
148.340	-11.157	32.622	21.466	-22.034	43.500
285.110	-10.802	34.349	23.547	-22.453	46.000
402.480	-8.015	32.222	24.208	-21.792	46.000
558.650	-5.033	23.554	18.521	-27.479	46.000
709.970	-2.859	35.499	32.640	-13.360	46.000
856.440	-0.882	21.300	20.418	-25.582	46.000

Note:

1. All Readings below 1GHz are Quasi-Peak, above 1GHz are performed with peak and/or average measurements as necessary.
2. Peak measurements: RBW = 1MHz, VBW = 3 MHz, Sweep: Auto.
3. Average measurements: RBW = 1MHz, VBW = 10 Hz, Sweep: Auto.
4. Measurement Level = Reading Level + Correct Factor.
5. Correct Factor = Antenna factor + Cable loss – Amplifier gain.
6. The average measurement was not performed when the peak measured data under the limit of average detection.
7. The emission levels of other frequencies are very lower than the limit and not show in test report.
8. No emission found between lowest internal used/generated frequency to 30MHz.

Product : Intel® Wireless-AC 9260
 Test Item : General Radiated Emission
 Test Date : 2017/10/03
 Test Mode : Mode 2 SISO B: Transmit (802.11a-6Mbps)(5320MHz)

Frequency	Correct	Reading	Measurement	Margin	Limit
	Factor	Level	Level		
MHz	dB	dB μ V	dB μ V/m	dB	dB μ V/m
Horizontal					
Peak Detector					
164.830	-11.029	32.578	21.549	-21.951	43.500
282.200	-10.869	33.419	22.551	-23.449	46.000
389.870	-8.305	32.667	24.363	-21.637	46.000
550.890	-5.218	23.878	18.659	-27.341	46.000
716.760	-2.727	25.184	22.457	-23.543	46.000
868.080	-0.733	21.324	20.591	-25.409	46.000
Vertical					
Peak Detector					
160.950	-10.890	34.350	23.459	-20.041	43.500
326.820	-9.740	33.579	23.839	-22.161	46.000
434.490	-7.230	33.409	26.179	-19.821	46.000
585.810	-4.392	23.246	18.854	-27.146	46.000
722.580	-2.614	33.593	30.978	-15.022	46.000
873.900	-0.658	23.397	22.739	-23.261	46.000

Note:

1. All Readings below 1GHz are Quasi-Peak, above 1GHz are performed with peak and/or average measurements as necessary.
2. Peak measurements: RBW = 1MHz, VBW = 3 MHz, Sweep: Auto.
3. Average measurements: RBW = 1MHz, VBW = 10 Hz, Sweep: Auto.
4. Measurement Level = Reading Level + Correct Factor.
5. Correct Factor = Antenna factor + Cable loss – Amplifier gain.
6. The average measurement was not performed when the peak measured data under the limit of average detection.
7. The emission levels of other frequencies are very lower than the limit and not show in test report.
8. No emission found between lowest internal used/generated frequency to 30MHz.

Product : Intel® Wireless-AC 9260
 Test Item : General Radiated Emission
 Test Date : 2017/10/03
 Test Mode : Mode 2 SISO B: Transmit (802.11a-6Mbps)(5580MHz)

Frequency MHz	Correct Factor dB	Reading Level dB μ V	Measurement Level dB μ V/m	Margin dB	Limit dB μ V/m
Horizontal					
Peak Detector					
152.220	-11.046	33.973	22.927	-20.573	43.500
308.390	-10.164	34.339	24.176	-21.824	46.000
435.460	-7.207	33.250	26.043	-19.957	46.000
591.630	-4.254	24.072	19.818	-26.182	46.000
742.950	-2.219	33.504	31.284	-14.716	46.000
874.870	-0.646	23.320	22.674	-23.326	46.000
Vertical					
Peak Detector					
162.890	-10.960	33.329	22.368	-21.132	43.500
338.460	-9.475	36.084	26.609	-19.391	46.000
489.780	-6.191	34.018	27.827	-18.173	46.000
626.550	-3.895	23.761	19.866	-26.134	46.000
768.170	-1.956	34.340	32.384	-13.616	46.000
895.240	-0.382	21.057	20.675	-25.325	46.000

Note:

1. All Readings below 1GHz are Quasi-Peak, above 1GHz are performed with peak and/or average measurements as necessary.
2. Peak measurements: RBW = 1MHz, VBW = 3 MHz, Sweep: Auto.
3. Average measurements: RBW = 1MHz, VBW = 10 Hz, Sweep: Auto.
4. Measurement Level = Reading Level + Correct Factor.
5. Correct Factor = Antenna factor + Cable loss – Amplifier gain.
6. The average measurement was not performed when the peak measured data under the limit of average detection.
7. The emission levels of other frequencies are very lower than the limit and not show in test report.
8. No emission found between lowest internal used/generated frequency to 30MHz.

Product : Intel® Wireless-AC 9260
 Test Item : General Radiated Emission
 Test Date : 2017/10/03
 Test Mode : Mode 2 SISO B: Transmit (802.11a-6Mbps)(5785MHz)

Frequency	Correct	Reading	Measurement	Margin	Limit
	Factor	Level	Level		
MHz	dB	dB μ V	dB μ V/m	dB	dB μ V/m
Horizontal					
Peak Detector					
157.070	-10.928	33.434	22.506	-20.994	43.500
274.440	-11.160	33.607	22.448	-23.552	46.000
401.510	-8.038	33.909	25.871	-20.129	46.000
572.230	-4.712	25.957	21.246	-24.754	46.000
752.650	-2.064	29.530	27.466	-18.534	46.000
874.870	-0.646	23.110	22.464	-23.536	46.000
Vertical					
Peak Detector					
160.950	-10.890	34.155	23.264	-20.236	43.500
336.520	-9.520	33.597	24.077	-21.923	46.000
453.890	-6.785	32.907	26.122	-19.878	46.000
614.910	-3.966	25.100	21.134	-24.866	46.000
771.080	-1.935	28.218	26.283	-19.717	46.000
893.300	-0.407	24.259	23.852	-22.148	46.000

Note:

1. All Readings below 1GHz are Quasi-Peak, above 1GHz are performed with peak and/or average measurements as necessary.
2. Peak measurements: RBW = 1MHz, VBW = 3 MHz, Sweep: Auto.
3. Average measurements: RBW = 1MHz, VBW = 10 Hz, Sweep: Auto.
4. Measurement Level = Reading Level + Correct Factor.
5. Correct Factor = Antenna factor + Cable loss – Amplifier gain.
6. The average measurement was not performed when the peak measured data under the limit of average detection.
7. The emission levels of other frequencies are very lower than the limit and not show in test report.
8. No emission found between lowest internal used/generated frequency to 30MHz.

Product : Intel® Wireless-AC 9260
 Test Item : General Radiated Emission
 Test Date : 2017/10/03
 Test Mode : Mode 2 SISO B: Transmit (802.11n-20BW 7.2Mbps)(5220MHz)

Frequency	Correct	Reading	Measurement	Margin	Limit
	Factor	Level	Level		
MHz	dB	dB μ V	dB μ V/m	dB	dB μ V/m
Horizontal					
Peak Detector					
157.070	-10.928	33.075	22.147	-21.353	43.500
322.940	-9.827	35.704	25.877	-20.123	46.000
430.610	-7.325	32.275	24.950	-21.050	46.000
591.630	-4.254	26.513	22.259	-23.741	46.000
742.950	-2.219	29.389	27.169	-18.831	46.000
899.120	-0.332	22.564	22.232	-23.768	46.000
Vertical					
Peak Detector					
148.340	-11.157	32.265	21.109	-22.391	43.500
265.710	-11.624	34.702	23.078	-22.922	46.000
397.630	-8.129	33.936	25.807	-20.193	46.000
563.500	-4.918	24.315	19.397	-26.603	46.000
729.370	-2.482	27.684	25.202	-20.798	46.000
875.840	-0.633	21.055	20.422	-25.578	46.000

Note:

1. All Readings below 1GHz are Quasi-Peak, above 1GHz are performed with peak and/or average measurements as necessary.
2. Peak measurements: RBW = 1MHz, VBW = 3 MHz, Sweep: Auto.
3. Average measurements: RBW = 1MHz, VBW = 10 Hz, Sweep: Auto.
4. Measurement Level = Reading Level + Correct Factor.
5. Correct Factor = Antenna factor + Cable loss – Amplifier gain.
6. The average measurement was not performed when the peak measured data under the limit of average detection.
7. The emission levels of other frequencies are very lower than the limit and not show in test report.
8. No emission found between lowest internal used/generated frequency to 30MHz.

Product : Intel® Wireless-AC 9260
 Test Item : General Radiated Emission
 Test Date : 2017/10/03
 Test Mode : Mode 2 SISO B: Transmit (802.11n-20BW 7.2Mbps)(5320MHz)

Frequency	Correct	Reading	Measurement	Margin	Limit
MHz	Factor	Level	Level	dB	dB μ V/m
	dB	dB μ V	dB μ V/m		
Horizontal					
Peak Detector					
157.070	-10.928	34.537	23.609	-19.891	43.500
284.140	-10.824	34.752	23.928	-22.072	46.000
420.910	-7.562	34.240	26.678	-19.322	46.000
577.080	-4.597	24.563	19.966	-26.034	46.000
718.700	-2.689	33.351	30.662	-15.338	46.000
865.170	-0.770	22.758	21.988	-24.012	46.000
Vertical					
Peak Detector					
156.100	-10.951	32.626	21.675	-21.825	43.500
292.870	-10.595	34.019	23.424	-22.576	46.000
424.790	-7.466	34.609	27.143	-18.857	46.000
580.960	-4.506	25.094	20.588	-25.412	46.000
732.280	-2.426	28.935	26.509	-19.491	46.000
883.600	-0.533	21.669	21.136	-24.864	46.000

Note:

1. All Readings below 1GHz are Quasi-Peak, above 1GHz are performed with peak and/or average measurements as necessary.
2. Peak measurements: RBW = 1MHz, VBW = 3 MHz, Sweep: Auto.
3. Average measurements: RBW = 1MHz, VBW = 10 Hz, Sweep: Auto.
4. Measurement Level = Reading Level + Correct Factor.
5. Correct Factor = Antenna factor + Cable loss – Amplifier gain.
6. The average measurement was not performed when the peak measured data under the limit of average detection.
7. The emission levels of other frequencies are very lower than the limit and not show in test report.
8. No emission found between lowest internal used/generated frequency to 30MHz.

Product : Intel® Wireless-AC 9260
 Test Item : General Radiated Emission
 Test Date : 2017/10/03
 Test Mode : Mode 2 SISO B: Transmit (802.11n-20BW 7.2Mbps)(5580MHz)

Frequency	Correct	Reading	Measurement	Margin	Limit
MHz	Factor	Level	Level		
	dB	dBμV	dBμV/m	dB	dBμV/m
Horizontal					
Peak Detector					
155.130	-10.974	35.161	24.187	-19.313	43.500
311.300	-10.095	33.784	23.689	-22.311	46.000
423.820	-7.490	34.777	27.287	-18.713	46.000
594.540	-4.185	26.710	22.526	-23.474	46.000
750.710	-2.079	33.785	31.707	-14.293	46.000
877.780	-0.608	22.902	22.294	-23.706	46.000
Vertical					
Peak Detector					
159.010	-10.881	34.857	23.976	-19.524	43.500
276.380	-11.076	33.386	22.310	-23.690	46.000
398.600	-8.108	33.253	25.146	-20.854	46.000
569.320	-4.780	25.827	21.047	-24.953	46.000
720.640	-2.652	29.001	26.350	-19.650	46.000
857.410	-0.869	21.135	20.266	-25.734	46.000

Note:

1. All Readings below 1GHz are Quasi-Peak, above 1GHz are performed with peak and/or average measurements as necessary.
2. Peak measurements: RBW = 1MHz, VBW = 3 MHz, Sweep: Auto.
3. Average measurements: RBW = 1MHz, VBW = 10 Hz, Sweep: Auto.
4. Measurement Level = Reading Level + Correct Factor.
5. Correct Factor = Antenna factor + Cable loss – Amplifier gain.
6. The average measurement was not performed when the peak measured data under the limit of average detection.
7. The emission levels of other frequencies are very lower than the limit and not show in test report.
8. No emission found between lowest internal used/generated frequency to 30MHz.

Product : Intel® Wireless-AC 9260
 Test Item : General Radiated Emission
 Test Date : 2017/10/03
 Test Mode : Mode 2 SISO B: Transmit (802.11n-20BW 7.2Mbps)(5785MHz)

Frequency	Correct	Reading	Measurement	Margin	Limit
MHz	Factor	Level	Level		
	dB	dB μ V	dB μ V/m	dB	dB μ V/m
Horizontal					
Peak Detector					
152.220	-11.046	33.361	22.315	-21.185	43.500
293.840	-10.562	33.407	22.844	-23.156	46.000
420.910	-7.562	33.201	25.639	-20.361	46.000
577.080	-4.597	25.824	21.227	-24.773	46.000
733.250	-2.407	26.604	24.197	-21.803	46.000
874.870	-0.646	20.715	20.069	-25.931	46.000
Vertical					
Peak Detector					
161.920	-10.925	33.851	22.925	-20.575	43.500
284.140	-10.824	34.980	24.156	-21.844	46.000
416.060	-7.681	34.467	26.786	-19.214	46.000
567.380	-4.826	23.611	18.784	-27.216	46.000
747.800	-2.126	27.279	25.153	-20.847	46.000
874.870	-0.646	22.303	21.657	-24.343	46.000

Note:

1. All Readings below 1GHz are Quasi-Peak, above 1GHz are performed with peak and/or average measurements as necessary.
2. Peak measurements: RBW = 1MHz, VBW = 3 MHz, Sweep: Auto.
3. Average measurements: RBW = 1MHz, VBW = 10 Hz, Sweep: Auto.
4. Measurement Level = Reading Level + Correct Factor.
5. Correct Factor = Antenna factor + Cable loss – Amplifier gain.
6. The average measurement was not performed when the peak measured data under the limit of average detection.
7. The emission levels of other frequencies are very lower than the limit and not show in test report.
8. No emission found between lowest internal used/generated frequency to 30MHz.

Product : Intel® Wireless-AC 9260
 Test Item : General Radiated Emission
 Test Date : 2017/10/03
 Test Mode : Mode 2 SISO B: Transmit (802.11n-40BW 15Mbps)(5190MHz)

Frequency	Correct	Reading	Measurement	Margin	Limit
MHz	Factor	Level	Level		
	dB	dB μ V	dB μ V/m	dB	dB μ V/m
Horizontal					
Peak Detector					
141.550	-11.390	33.689	22.299	-21.201	43.500
258.920	-12.001	35.938	23.937	-22.063	46.000
381.140	-8.504	34.884	26.380	-19.620	46.000
551.860	-5.195	24.690	19.495	-26.505	46.000
678.930	-3.346	27.218	23.872	-22.128	46.000
835.100	-1.191	23.214	22.023	-23.977	46.000
Vertical					
Peak Detector					
159.980	-10.857	33.606	22.749	-20.751	43.500
316.150	-9.983	34.473	24.490	-21.510	46.000
457.770	-6.720	32.489	25.769	-20.231	46.000
594.540	-4.185	26.592	22.408	-23.592	46.000
745.860	-2.163	27.040	24.877	-21.123	46.000
892.330	-0.419	20.438	20.019	-25.981	46.000

Note:

1. All Readings below 1GHz are Quasi-Peak, above 1GHz are performed with peak and/or average measurements as necessary.
2. Peak measurements: RBW = 1MHz, VBW = 3 MHz, Sweep: Auto.
3. Average measurements: RBW = 1MHz, VBW = 10 Hz, Sweep: Auto.
4. Measurement Level = Reading Level + Correct Factor.
5. Correct Factor = Antenna factor + Cable loss – Amplifier gain.
6. The average measurement was not performed when the peak measured data under the limit of average detection.
7. The emission levels of other frequencies are very lower than the limit and not show in test report.
8. No emission found between lowest internal used/generated frequency to 30MHz.

Product : Intel® Wireless-AC 9260
 Test Item : General Radiated Emission
 Test Date : 2017/10/03
 Test Mode : Mode 2 SISO B: Transmit (802.11n-40BW 15Mbps)(5310MHz)

Frequency	Correct	Reading	Measurement	Margin	Limit
MHz	Factor	Level	Level		
	dB	dB μ V	dB μ V/m	dB	dB μ V/m
Horizontal					
Peak Detector					
154.160	-10.999	34.258	23.260	-20.240	43.500
276.380	-11.076	33.966	22.890	-23.110	46.000
413.150	-7.753	34.507	26.753	-19.247	46.000
574.170	-4.665	22.173	17.507	-28.493	46.000
720.640	-2.652	25.827	23.176	-22.824	46.000
876.810	-0.620	23.737	23.117	-22.883	46.000
Vertical					
Peak Detector					
163.860	-10.994	34.270	23.276	-20.224	43.500
290.930	-10.658	32.428	21.769	-24.231	46.000
398.600	-8.108	33.292	25.185	-20.815	46.000
554.770	-5.126	28.495	23.368	-22.632	46.000
706.090	-2.933	28.654	25.721	-20.279	46.000
871.960	-0.682	22.065	21.383	-24.617	46.000

Note:

1. All Readings below 1GHz are Quasi-Peak, above 1GHz are performed with peak and/or average measurements as necessary.
2. Peak measurements: RBW = 1MHz, VBW = 3 MHz, Sweep: Auto.
3. Average measurements: RBW = 1MHz, VBW = 10 Hz, Sweep: Auto.
4. Measurement Level = Reading Level + Correct Factor.
5. Correct Factor = Antenna factor + Cable loss – Amplifier gain.
6. The average measurement was not performed when the peak measured data under the limit of average detection.
7. The emission levels of other frequencies are very lower than the limit and not show in test report.
8. No emission found between lowest internal used/generated frequency to 30MHz.

Product : Intel® Wireless-AC 9260
 Test Item : General Radiated Emission
 Test Date : 2017/10/03
 Test Mode : Mode 2 SISO B: Transmit (802.11n-40BW 15Mbps)(5550MHz)

Frequency MHz	Correct Factor dB	Reading Level dBμV	Measurement Level dBμV/m	Margin dB	Limit dBμV/m
Horizontal					
Peak Detector					
157.070	-10.928	34.062	23.134	-20.366	43.500
298.690	-10.403	35.484	25.080	-20.920	46.000
450.010	-6.850	33.635	26.785	-19.215	46.000
611.030	-3.989	22.163	18.174	-27.826	46.000
733.250	-2.407	28.308	25.901	-20.099	46.000
850.620	-0.958	22.093	21.135	-24.865	46.000
Vertical					
Peak Detector					
157.070	-10.928	32.435	21.507	-21.993	43.500
298.690	-10.403	35.805	25.401	-20.599	46.000
435.460	-7.207	34.267	27.060	-18.940	46.000
596.480	-4.138	27.038	22.900	-23.100	46.000
738.100	-2.314	35.064	32.750	-13.250	46.000
870.020	-0.708	21.799	21.091	-24.909	46.000

Note:

1. All Readings below 1GHz are Quasi-Peak, above 1GHz are performed with peak and/or average measurements as necessary.
2. Peak measurements: RBW = 1MHz, VBW = 3 MHz, Sweep: Auto.
3. Average measurements: RBW = 1MHz, VBW = 10 Hz, Sweep: Auto.
4. Measurement Level = Reading Level + Correct Factor.
5. Correct Factor = Antenna factor + Cable loss – Amplifier gain.
6. The average measurement was not performed when the peak measured data under the limit of average detection.
7. The emission levels of other frequencies are very lower than the limit and not show in test report.
8. No emission found between lowest internal used/generated frequency to 30MHz.

Product : Intel® Wireless-AC 9260
 Test Item : General Radiated Emission
 Test Date : 2017/10/03
 Test Mode : Mode 2 SISO B: Transmit (802.11n-40BW 15Mbps)(5755MHz)

Frequency MHz	Correct Factor dB	Reading Level dBμV	Measurement Level dBμV/m	Margin dB	Limit dBμV/m
Horizontal					
Peak Detector					
166.770	-11.099	34.885	23.786	-19.714	43.500
352.040	-9.163	33.659	24.496	-21.504	46.000
488.810	-6.207	35.130	28.922	-17.078	46.000
649.830	-3.753	22.863	19.110	-26.890	46.000
796.300	-1.746	29.493	27.747	-18.253	46.000
913.670	-0.173	24.270	24.097	-21.903	46.000
Vertical					
Peak Detector					
166.770	-11.099	33.585	22.486	-21.014	43.500
284.140	-10.824	33.572	22.748	-23.252	46.000
420.910	-7.562	35.929	28.367	-17.633	46.000
562.530	-4.941	25.373	20.432	-25.568	46.000
713.850	-2.784	27.229	24.445	-21.555	46.000
860.320	-0.832	21.853	21.021	-24.979	46.000

Note:

1. All Readings below 1GHz are Quasi-Peak, above 1GHz are performed with peak and/or average measurements as necessary.
2. Peak measurements: RBW = 1MHz, VBW = 3 MHz, Sweep: Auto.
3. Average measurements: RBW = 1MHz, VBW = 10 Hz, Sweep: Auto.
4. Measurement Level = Reading Level + Correct Factor.
5. Correct Factor = Antenna factor + Cable loss – Amplifier gain.
6. The average measurement was not performed when the peak measured data under the limit of average detection.
7. The emission levels of other frequencies are very lower than the limit and not show in test report.
8. No emission found between lowest internal used/generated frequency to 30MHz.

Product : Intel® Wireless-AC 9260
 Test Item : General Radiated Emission
 Test Date : 2017/10/03
 Test Mode : Mode 2 SISO B: Transmit (802.11ac-20BW-7.2Mbps)(5720MHz)

Frequency	Correct	Reading	Measurement	Margin	Limit
MHz	Factor	Level	Level		
	dB	dB μ V	dB μ V/m	dB	dB μ V/m
Horizontal					
Peak Detector					
138.640	-11.571	33.810	22.240	-21.260	43.500
289.960	-10.691	33.170	22.480	-23.520	46.000
421.880	-7.538	31.880	24.342	-21.658	46.000
568.350	-4.804	24.358	19.554	-26.446	46.000
719.670	-2.671	27.627	24.956	-21.044	46.000
856.440	-0.882	22.256	21.374	-24.626	46.000
Vertical					
Peak Detector					
165.800	-11.064	34.157	23.093	-20.407	43.500
297.720	-10.435	33.003	22.568	-23.432	46.000
415.090	-7.705	33.335	25.630	-20.370	46.000
561.560	-4.966	27.610	22.645	-23.355	46.000
717.730	-2.709	36.582	33.874	-12.126	46.000
830.250	-1.263	23.046	21.783	-24.217	46.000

Note:

1. All Readings below 1GHz are Quasi-Peak, above 1GHz are performed with peak and/or average measurements as necessary.
2. Peak measurements: RBW = 1MHz, VBW = 3 MHz, Sweep: Auto.
3. Average measurements: RBW = 1MHz, VBW = 10 Hz, Sweep: Auto.
4. Measurement Level = Reading Level + Correct Factor.
5. Correct Factor = Antenna factor + Cable loss – Amplifier gain.
6. The average measurement was not performed when the peak measured data under the limit of average detection.
7. The emission levels of other frequencies are very lower than the limit and not show in test report.
8. No emission found between lowest internal used/generated frequency to 30MHz.

Product : Intel® Wireless-AC 9260
 Test Item : General Radiated Emission
 Test Date : 2017/10/03
 Test Mode : Mode 2 SISO B: Transmit (802.11ac-40BW-15Mbps)(5710MHz)

Frequency	Correct	Reading	Measurement	Margin	Limit
MHz	Factor	Level	Level		
	dB	dB μ V	dB μ V/m	dB	dB μ V/m
Horizontal					
Peak Detector					
155.130	-10.974	33.771	22.797	-20.703	43.500
291.900	-10.627	33.266	22.639	-23.361	46.000
423.820	-7.490	34.355	26.865	-19.135	46.000
570.290	-4.757	23.936	19.179	-26.821	46.000
721.610	-2.632	33.389	30.756	-15.244	46.000
863.230	-0.795	22.300	21.505	-24.495	46.000
Vertical					
Peak Detector					
159.980	-10.857	33.308	22.451	-21.049	43.500
306.450	-10.209	32.718	22.509	-23.491	46.000
428.670	-7.372	33.374	26.003	-19.997	46.000
570.290	-4.757	25.333	20.576	-25.424	46.000
702.210	-3.008	34.105	31.097	-14.903	46.000
868.080	-0.733	23.402	22.669	-23.331	46.000

Note:

1. All Readings below 1GHz are Quasi-Peak, above 1GHz are performed with peak and/or average measurements as necessary.
2. Peak measurements: RBW = 1MHz, VBW = 3 MHz, Sweep: Auto.
3. Average measurements: RBW = 1MHz, VBW = 10 Hz, Sweep: Auto.
4. Measurement Level = Reading Level + Correct Factor.
5. Correct Factor = Antenna factor + Cable loss – Amplifier gain.
6. The average measurement was not performed when the peak measured data under the limit of average detection.
7. The emission levels of other frequencies are very lower than the limit and not show in test report.
8. No emission found between lowest internal used/generated frequency to 30MHz.

Product : Intel® Wireless-AC 9260
 Test Item : General Radiated Emission
 Test Date : 2017/10/03
 Test Mode : Mode 2 SISO B: Transmit (802.11ac-80BW-32.5Mbps)(5210MHz)

Frequency	Correct	Reading	Measurement	Margin	Limit
MHz	Factor	Level	Level		
	dB	dB μ V	dB μ V/m	dB	dB μ V/m
Horizontal					
Peak Detector					
155.130	-10.974	33.083	22.109	-21.391	43.500
296.750	-10.468	33.163	22.695	-23.305	46.000
428.670	-7.372	32.847	25.476	-20.524	46.000
579.990	-4.528	28.612	24.084	-21.916	46.000
736.160	-2.351	33.859	31.508	-14.492	46.000
868.080	-0.733	23.264	22.531	-23.469	46.000
Vertical					
Peak Detector					
154.160	-10.999	32.581	21.583	-21.917	43.500
295.780	-10.500	32.653	22.153	-23.847	46.000
408.300	-7.872	32.681	24.809	-21.191	46.000
535.370	-5.470	24.626	19.156	-26.844	46.000
686.690	-3.237	33.650	30.412	-15.588	46.000
838.010	-1.147	22.053	20.906	-25.094	46.000

Note:

1. All Readings below 1GHz are Quasi-Peak, above 1GHz are performed with peak and/or average measurements as necessary.
2. Peak measurements: RBW = 1MHz, VBW = 3 MHz, Sweep: Auto.
3. Average measurements: RBW = 1MHz, VBW = 10 Hz, Sweep: Auto.
4. Measurement Level = Reading Level + Correct Factor.
5. Correct Factor = Antenna factor + Cable loss – Amplifier gain.
6. The average measurement was not performed when the peak measured data under the limit of average detection.
7. The emission levels of other frequencies are very lower than the limit and not show in test report.
8. No emission found between lowest internal used/generated frequency to 30MHz.

Product : Intel® Wireless-AC 9260
 Test Item : General Radiated Emission
 Test Date : 2017/10/03
 Test Mode : Mode 2 SISO B: Transmit (802.11ac-80BW-32.5Mbps)(5290MHz)

Frequency	Correct	Reading	Measurement	Margin	Limit
MHz	Factor	Level	Level		
	dB	dB μ V	dB μ V/m	dB	dB μ V/m
Horizontal					
Peak Detector					
140.580	-11.423	34.744	23.321	-20.179	43.500
282.200	-10.869	32.302	21.434	-24.566	46.000
423.820	-7.490	32.823	25.333	-20.667	46.000
570.290	-4.757	24.603	19.846	-26.154	46.000
721.610	-2.632	35.163	32.530	-13.470	46.000
868.080	-0.733	21.768	21.035	-24.965	46.000
Vertical					
Peak Detector					
164.830	-11.029	32.255	21.226	-22.274	43.500
291.900	-10.627	35.003	24.376	-21.624	46.000
448.070	-6.897	33.942	27.045	-18.955	46.000
570.290	-4.757	24.004	19.247	-26.753	46.000
745.860	-2.163	29.593	27.430	-18.570	46.000
882.630	-0.545	20.962	20.417	-25.583	46.000

Note:

1. All Readings below 1GHz are Quasi-Peak, above 1GHz are performed with peak and/or average measurements as necessary.
2. Peak measurements: RBW = 1MHz, VBW = 3 MHz, Sweep: Auto.
3. Average measurements: RBW = 1MHz, VBW = 10 Hz, Sweep: Auto.
4. Measurement Level = Reading Level + Correct Factor.
5. Correct Factor = Antenna factor + Cable loss – Amplifier gain.
6. The average measurement was not performed when the peak measured data under the limit of average detection.
7. The emission levels of other frequencies are very lower than the limit and not show in test report.
8. No emission found between lowest internal used/generated frequency to 30MHz.

Product : Intel® Wireless-AC 9260
 Test Item : General Radiated Emission
 Test Date : 2017/10/03
 Test Mode : Mode 2 SISO B: Transmit (802.11ac-80BW-32.5Mbps)(5530MHz)

Frequency	Correct	Reading	Measurement	Margin	Limit
MHz	Factor	Level	Level		
	dB	dB μ V	dB μ V/m	dB	dB μ V/m
Horizontal					
Peak Detector					
159.010	-10.881	32.184	21.303	-22.197	43.500
324.880	-9.785	34.635	24.851	-21.149	46.000
471.350	-6.496	34.134	27.638	-18.362	46.000
612.970	-3.977	24.862	20.885	-25.115	46.000
744.890	-2.182	34.243	32.061	-13.939	46.000
905.910	-0.257	24.537	24.280	-21.720	46.000
Vertical					
Peak Detector					
121.180	-13.304	32.528	19.224	-24.276	43.500
248.250	-12.144	33.157	21.012	-24.988	46.000
375.320	-8.637	34.646	26.008	-19.992	46.000
536.340	-5.456	24.033	18.578	-27.422	46.000
707.060	-2.915	32.450	29.535	-16.465	46.000
877.780	-0.608	25.468	24.860	-21.140	46.000

Note:

1. All Readings below 1GHz are Quasi-Peak, above 1GHz are performed with peak and/or average measurements as necessary.
2. Peak measurements: RBW = 1MHz, VBW = 3 MHz, Sweep: Auto.
3. Average measurements: RBW = 1MHz, VBW = 10 Hz, Sweep: Auto.
4. Measurement Level = Reading Level + Correct Factor.
5. Correct Factor = Antenna factor + Cable loss – Amplifier gain.
6. The average measurement was not performed when the peak measured data under the limit of average detection.
7. The emission levels of other frequencies are very lower than the limit and not show in test report.
8. No emission found between lowest internal used/generated frequency to 30MHz.

Product : Intel® Wireless-AC 9260
 Test Item : General Radiated Emission
 Test Date : 2017/10/03
 Test Mode : Mode 2 SISO B: Transmit (802.11ac-80BW-32.5Mbps)(5775MHz)

Frequency MHz	Correct Factor dB	Reading Level dBμV	Measurement Level dBμV/m	Margin dB	Limit dBμV/m
Horizontal					
Peak Detector					
157.070	-10.928	34.058	23.130	-20.370	43.500
313.240	-10.050	33.782	23.731	-22.269	46.000
440.310	-7.089	32.212	25.123	-20.877	46.000
581.930	-4.483	25.796	21.313	-24.687	46.000
747.800	-2.126	33.450	31.324	-14.676	46.000
870.020	-0.708	23.787	23.079	-22.921	46.000
Vertical					
Peak Detector					
157.070	-10.928	32.807	21.879	-21.621	43.500
308.390	-10.164	32.341	22.178	-23.822	46.000
411.210	-7.801	33.039	25.238	-20.762	46.000
557.680	-5.057	25.753	20.696	-25.304	46.000
718.700	-2.689	34.953	32.264	-13.736	46.000
850.620	-0.958	19.672	18.714	-27.286	46.000

Note:

1. All Readings below 1GHz are Quasi-Peak, above 1GHz are performed with peak and/or average measurements as necessary.
2. Peak measurements: RBW = 1MHz, VBW = 3 MHz, Sweep: Auto.
3. Average measurements: RBW = 1MHz, VBW = 10 Hz, Sweep: Auto.
4. Measurement Level = Reading Level + Correct Factor.
5. Correct Factor = Antenna factor + Cable loss – Amplifier gain.
6. The average measurement was not performed when the peak measured data under the limit of average detection.
7. The emission levels of other frequencies are very lower than the limit and not show in test report.
8. No emission found between lowest internal used/generated frequency to 30MHz.

Product : Intel® Wireless-AC 9260
 Test Item : General Radiated Emission
 Test Date : 2017/10/03
 Test Mode : Mode 2 SISO B: Transmit (802.11ac-160BW-65Mbps)(5250MHz)

Frequency	Correct	Reading	Measurement	Margin	Limit
MHz	Factor	Level	Level		
	dB	dB μ V	dB μ V/m	dB	dB μ V/m
Horizontal					
Peak Detector					
149.310	-11.124	34.897	23.774	-19.726	43.500
300.630	-10.345	34.550	24.205	-21.795	46.000
422.850	-7.513	32.850	25.337	-20.663	46.000
588.720	-4.322	26.246	21.923	-24.077	46.000
744.890	-2.182	34.175	31.993	-14.007	46.000
871.960	-0.682	20.253	19.571	-26.429	46.000
Vertical					
Peak Detector					
152.220	-11.046	32.815	21.769	-21.731	43.500
313.240	-10.050	33.331	23.280	-22.720	46.000
454.860	-6.769	32.979	26.210	-19.790	46.000
615.880	-3.960	23.857	19.897	-26.103	46.000
762.350	-1.996	28.755	26.759	-19.241	46.000
889.420	-0.457	20.528	20.071	-25.929	46.000

Note:

1. All Readings below 1GHz are Quasi-Peak, above 1GHz are performed with peak and/or average measurements as necessary.
2. Peak measurements: RBW = 1MHz, VBW = 3 MHz, Sweep: Auto.
3. Average measurements: RBW = 1MHz, VBW = 10 Hz, Sweep: Auto.
4. Measurement Level = Reading Level + Correct Factor.
5. Correct Factor = Antenna factor + Cable loss – Amplifier gain.
6. The average measurement was not performed when the peak measured data under the limit of average detection.
7. The emission levels of other frequencies are very lower than the limit and not show in test report.
8. No emission found between lowest internal used/generated frequency to 30MHz.

Product : Intel® Wireless-AC 9260
 Test Item : General Radiated Emission
 Test Date : 2017/10/03
 Test Mode : Mode 2 SISO B: Transmit (802.11ac-160BW-65Mbps)(5570MHz)

Frequency	Correct	Reading	Measurement	Margin	Limit
MHz	Factor	Level	Level		
	dB	dB μ V	dB μ V/m	dB	dB μ V/m
Horizontal					
Peak Detector					
151.250	-11.069	33.609	22.540	-20.960	43.500
273.470	-11.201	34.549	23.347	-22.653	46.000
395.690	-8.173	33.570	25.397	-20.603	46.000
542.160	-5.362	26.499	21.136	-24.864	46.000
712.880	-2.802	34.773	31.971	-14.029	46.000
878.750	-0.595	20.842	20.247	-25.753	46.000
Vertical					
Peak Detector					
153.190	-11.022	33.913	22.891	-20.609	43.500
246.310	-12.172	33.263	21.091	-24.909	46.000
368.530	-8.791	33.464	24.673	-21.327	46.000
563.500	-4.918	21.991	17.073	-28.927	46.000
729.370	-2.482	28.830	26.348	-19.652	46.000
875.840	-0.633	19.921	19.288	-26.712	46.000

Note:

1. All Readings below 1GHz are Quasi-Peak, above 1GHz are performed with peak and/or average measurements as necessary.
2. Peak measurements: RBW = 1MHz, VBW = 3 MHz, Sweep: Auto.
3. Average measurements: RBW = 1MHz, VBW = 10 Hz, Sweep: Auto.
4. Measurement Level = Reading Level + Correct Factor.
5. Correct Factor = Antenna factor + Cable loss – Amplifier gain.
6. The average measurement was not performed when the peak measured data under the limit of average detection.
7. The emission levels of other frequencies are very lower than the limit and not show in test report.
8. No emission found between lowest internal used/generated frequency to 30MHz.

Product : Intel® Wireless-AC 9260
 Test Item : General Radiated Emission
 Test Date : 2017/10/03
 Test Mode : Mode 3 MIMO: Transmit (802.11n-20BW 14.4Mbps)(5220MHz)

Frequency	Correct	Reading	Measurement	Margin	Limit
MHz	Factor	Level	Level		
	dB	dB μ V	dB μ V/m	dB	dB μ V/m
Horizontal					
Peak Detector					
144.460	-11.289	33.725	22.436	-21.064	43.500
261.830	-11.870	33.011	21.141	-24.859	46.000
384.050	-8.438	35.789	27.351	-18.649	46.000
530.520	-5.547	26.490	20.943	-25.057	46.000
676.990	-3.373	28.279	24.906	-21.094	46.000
823.460	-1.365	20.117	18.752	-27.248	46.000
Vertical					
Peak Detector					
164.830	-11.029	32.628	21.599	-21.901	43.500
296.750	-10.468	35.487	25.019	-20.981	46.000
409.270	-7.849	34.106	26.257	-19.743	46.000
536.340	-5.456	26.644	21.189	-24.811	46.000
673.110	-3.427	28.224	24.797	-21.203	46.000
829.280	-1.278	21.666	20.388	-25.612	46.000

Note:

1. All Readings below 1GHz are Quasi-Peak, above 1GHz are performed with peak and/or average measurements as necessary.
2. Peak measurements: RBW = 1MHz, VBW = 3 MHz, Sweep: Auto.
3. Average measurements: RBW = 1MHz, VBW = 10 Hz, Sweep: Auto.
4. Measurement Level = Reading Level + Correct Factor.
5. Correct Factor = Antenna factor + Cable loss – Amplifier gain.
6. The average measurement was not performed when the peak measured data under the limit of average detection.
7. The emission levels of other frequencies are very lower than the limit and not show in test report.
8. No emission found between lowest internal used/generated frequency to 30MHz.

Product : Intel® Wireless-AC 9260
 Test Item : General Radiated Emission
 Test Date : 2017/10/03
 Test Mode : Mode 3 MIMO: Transmit (802.11n-20BW 14.4Mbps)(5320MHz)

Frequency	Correct	Reading	Measurement	Margin	Limit
MHz	Factor	Level	Level	dB	dBμV/m
	dB	dBμV	dBμV/m		

Horizontal**Peak Detector**

151.250	-11.069	34.940	23.871	-19.629	43.500
263.770	-11.747	33.534	21.787	-24.213	46.000
381.140	-8.504	33.249	24.745	-21.255	46.000
517.910	-5.744	26.044	20.300	-25.700	46.000
669.230	-3.483	27.767	24.284	-21.716	46.000
806.000	-1.627	23.125	21.498	-24.502	46.000

Vertical**Peak Detector**

154.160	-10.999	33.955	22.957	-20.543	43.500
324.880	-9.785	33.380	23.596	-22.404	46.000
427.700	-7.396	32.654	25.258	-20.742	46.000
574.170	-4.665	25.392	20.726	-25.274	46.000
706.090	-2.933	27.134	24.201	-21.799	46.000
838.010	-1.147	22.968	21.821	-24.179	46.000

Note:

1. All Readings below 1GHz are Quasi-Peak, above 1GHz are performed with peak and/or average measurements as necessary.
2. Peak measurements: RBW = 1MHz, VBW = 3 MHz, Sweep: Auto.
3. Average measurements: RBW = 1MHz, VBW = 10 Hz, Sweep: Auto.
4. Measurement Level = Reading Level + Correct Factor.
5. Correct Factor = Antenna factor + Cable loss – Amplifier gain.
6. The average measurement was not performed when the peak measured data under the limit of average detection.
7. The emission levels of other frequencies are very lower than the limit and not show in test report.
8. No emission found between lowest internal used/generated frequency to 30MHz.

Product : Intel® Wireless-AC 9260
 Test Item : General Radiated Emission
 Test Date : 2017/10/03
 Test Mode : Mode 3 MIMO: Transmit (802.11n-20BW 14.4Mbps)(5580MHz)

Frequency MHz	Correct Factor dB	Reading Level dBμV	Measurement Level dBμV/m	Margin dB	Limit dBμV/m
Horizontal					
Peak Detector					
155.130	-10.974	33.234	22.260	-21.240	43.500
311.300	-10.095	36.631	26.536	-19.464	46.000
428.670	-7.372	33.756	26.385	-19.615	46.000
594.540	-4.185	25.067	20.883	-25.117	46.000
726.460	-2.539	28.968	26.429	-19.571	46.000
858.380	-0.857	23.442	22.585	-23.415	46.000
Vertical					
Peak Detector					
151.250	-11.069	33.446	22.377	-21.123	43.500
297.720	-10.435	35.129	24.694	-21.306	46.000
429.640	-7.348	36.299	28.951	-17.049	46.000
571.260	-4.735	23.482	18.747	-27.253	46.000
717.730	-2.709	28.403	25.695	-20.305	46.000
844.800	-1.045	18.454	17.409	-28.591	46.000

Note:

1. All Readings below 1GHz are Quasi-Peak, above 1GHz are performed with peak and/or average measurements as necessary.
2. Peak measurements: RBW = 1MHz, VBW = 3 MHz, Sweep: Auto.
3. Average measurements: RBW = 1MHz, VBW = 10 Hz, Sweep: Auto.
4. Measurement Level = Reading Level + Correct Factor.
5. Correct Factor = Antenna factor + Cable loss – Amplifier gain.
6. The average measurement was not performed when the peak measured data under the limit of average detection.
7. The emission levels of other frequencies are very lower than the limit and not show in test report.
8. No emission found between lowest internal used/generated frequency to 30MHz.

Product : Intel® Wireless-AC 9260
 Test Item : General Radiated Emission
 Test Date : 2017/10/03
 Test Mode : Mode 3 MIMO: Transmit (802.11n-20BW 14.4Mbps)(5785MHz)

Frequency	Correct	Reading	Measurement	Margin	Limit
MHz	Factor	Level	Level		
	dB	dBμV	dBμV/m	dB	dBμV/m
Horizontal					
Peak Detector					
148.340	-11.157	35.242	24.086	-19.414	43.500
260.860	-11.931	32.381	20.450	-25.550	46.000
397.630	-8.129	33.500	25.371	-20.629	46.000
548.950	-5.257	24.806	19.549	-26.451	46.000
690.570	-3.183	27.170	23.987	-22.013	46.000
846.740	-1.016	19.616	18.600	-27.400	46.000
Vertical					
Peak Detector					
157.070	-10.928	33.295	22.367	-21.133	43.500
303.540	-10.277	33.415	23.138	-22.862	46.000
430.610	-7.325	33.199	25.874	-20.126	46.000
591.630	-4.254	24.235	19.981	-26.019	46.000
752.650	-2.064	28.865	26.801	-19.199	46.000
884.570	-0.520	19.254	18.734	-27.266	46.000

Note:

1. All Readings below 1GHz are Quasi-Peak, above 1GHz are performed with peak and/or average measurements as necessary.
2. Peak measurements: RBW = 1MHz, VBW = 3 MHz, Sweep: Auto.
3. Average measurements: RBW = 1MHz, VBW = 10 Hz, Sweep: Auto.
4. Measurement Level = Reading Level + Correct Factor.
5. Correct Factor = Antenna factor + Cable loss – Amplifier gain.
6. The average measurement was not performed when the peak measured data under the limit of average detection.
7. The emission levels of other frequencies are very lower than the limit and not show in test report.
8. No emission found between lowest internal used/generated frequency to 30MHz.

Product : Intel® Wireless-AC 9260
 Test Item : General Radiated Emission
 Test Date : 2017/10/03
 Test Mode : Mode 3 MIMO: Transmit (802.11n-40BW 30Mbps)(5190MHz)

Frequency	Correct	Reading	Measurement	Margin	Limit
MHz	Factor	Level	Level		
	dB	dB μ V	dB μ V/m	dB	dB μ V/m
Horizontal					
Peak Detector					
159.980	-10.857	33.973	23.116	-20.384	43.500
277.350	-11.034	31.833	20.799	-25.201	46.000
414.120	-7.729	32.672	24.943	-21.057	46.000
575.140	-4.643	25.511	20.868	-25.132	46.000
721.610	-2.632	28.893	26.260	-19.740	46.000
858.380	-0.857	20.550	19.693	-26.307	46.000
Vertical					
Peak Detector					
155.130	-10.974	34.283	23.309	-20.191	43.500
253.100	-12.080	35.893	23.813	-22.187	46.000
380.170	-8.526	31.774	23.248	-22.752	46.000
516.940	-5.759	25.160	19.401	-26.599	46.000
677.960	-3.360	27.439	24.079	-21.921	46.000
838.980	-1.132	23.618	22.486	-23.514	46.000

Note:

1. All Readings below 1GHz are Quasi-Peak, above 1GHz are performed with peak and/or average measurements as necessary.
2. Peak measurements: RBW = 1MHz, VBW = 3 MHz, Sweep: Auto.
3. Average measurements: RBW = 1MHz, VBW = 10 Hz, Sweep: Auto.
4. Measurement Level = Reading Level + Correct Factor.
5. Correct Factor = Antenna factor + Cable loss – Amplifier gain.
6. The average measurement was not performed when the peak measured data under the limit of average detection.
7. The emission levels of other frequencies are very lower than the limit and not show in test report.
8. No emission found between lowest internal used/generated frequency to 30MHz.

Product : Intel® Wireless-AC 9260
 Test Item : General Radiated Emission
 Test Date : 2017/10/03
 Test Mode : Mode 3 MIMO: Transmit (802.11n-40BW 30Mbps)(5310MHz)

Frequency	Correct	Reading	Measurement	Margin	Limit
MHz	Factor	Level	Level		
	dB	dB μ V	dB μ V/m	dB	dB μ V/m
Horizontal					
Peak Detector					
155.130	-10.974	32.567	21.593	-21.907	43.500
282.200	-10.869	35.409	24.541	-21.459	46.000
409.270	-7.849	33.128	25.279	-20.721	46.000
570.290	-4.757	23.854	19.097	-26.903	46.000
721.610	-2.632	32.446	29.813	-16.187	46.000
853.530	-0.920	22.051	21.131	-24.869	46.000
Vertical					
Peak Detector					
151.250	-11.069	32.682	21.613	-21.887	43.500
273.470	-11.201	33.898	22.696	-23.304	46.000
400.540	-8.061	32.042	23.981	-22.019	46.000
547.010	-5.287	27.979	22.692	-23.308	46.000
703.180	-2.990	29.946	26.956	-19.044	46.000
854.500	-0.907	23.169	22.262	-23.738	46.000

Note:

1. All Readings below 1GHz are Quasi-Peak, above 1GHz are performed with peak and/or average measurements as necessary.
2. Peak measurements: RBW = 1MHz, VBW = 3 MHz, Sweep: Auto.
3. Average measurements: RBW = 1MHz, VBW = 10 Hz, Sweep: Auto.
4. Measurement Level = Reading Level + Correct Factor.
5. Correct Factor = Antenna factor + Cable loss – Amplifier gain.
6. The average measurement was not performed when the peak measured data under the limit of average detection.
7. The emission levels of other frequencies are very lower than the limit and not show in test report.
8. No emission found between lowest internal used/generated frequency to 30MHz.

Product : Intel® Wireless-AC 9260
 Test Item : General Radiated Emission
 Test Date : 2017/10/03
 Test Mode : Mode 3 MIMO: Transmit (802.11n-40BW 30Mbps)(5550MHz)

Frequency MHz	Correct Factor dB	Reading Level dBμV	Measurement Level dBμV/m	Margin dB	Limit dBμV/m
Horizontal					
Peak Detector					
153.190	-11.022	35.782	24.760	-18.740	43.500
256.010	-12.040	35.771	23.730	-22.270	46.000
378.230	-8.571	32.618	24.047	-21.953	46.000
510.150	-5.865	26.376	20.511	-25.489	46.000
666.320	-3.524	28.004	24.479	-21.521	46.000
841.890	-1.089	21.704	20.615	-25.385	46.000
Vertical					
Peak Detector					
161.920	-10.925	34.104	23.178	-20.322	43.500
303.540	-10.277	33.982	23.705	-22.295	46.000
425.760	-7.442	34.361	26.919	-19.081	46.000
572.230	-4.712	25.953	21.242	-24.758	46.000
718.700	-2.689	29.198	26.509	-19.491	46.000
879.720	-0.582	20.367	19.785	-26.215	46.000

Note:

1. All Readings below 1GHz are Quasi-Peak, above 1GHz are performed with peak and/or average measurements as necessary.
2. Peak measurements: RBW = 1MHz, VBW = 3 MHz, Sweep: Auto.
3. Average measurements: RBW = 1MHz, VBW = 10 Hz, Sweep: Auto.
4. Measurement Level = Reading Level + Correct Factor.
5. Correct Factor = Antenna factor + Cable loss – Amplifier gain.
6. The average measurement was not performed when the peak measured data under the limit of average detection.
7. The emission levels of other frequencies are very lower than the limit and not show in test report.
8. No emission found between lowest internal used/generated frequency to 30MHz.

Product : Intel® Wireless-AC 9260
 Test Item : General Radiated Emission
 Test Date : 2017/10/03
 Test Mode : Mode 3 MIMO: Transmit (802.11n-40BW 30Mbps)(5755MHz)

Frequency	Correct	Reading	Measurement	Margin	Limit
MHz	Factor	Level	Level		
	dB	dBμV	dBμV/m	dB	dBμV/m
Horizontal					
Peak Detector					
154.160	-10.999	32.351	21.353	-22.147	43.500
300.630	-10.345	34.155	23.810	-22.190	46.000
466.500	-6.575	34.464	27.889	-18.111	46.000
588.720	-4.322	26.470	22.147	-23.853	46.000
730.340	-2.464	34.485	32.021	-13.979	46.000
871.960	-0.682	21.674	20.992	-25.008	46.000
Vertical					
Peak Detector					
166.770	-11.099	34.294	23.195	-20.305	43.500
288.990	-10.713	33.594	22.882	-23.118	46.000
420.910	-7.562	33.756	26.194	-19.806	46.000
572.230	-4.712	25.747	21.036	-24.964	46.000
723.550	-2.595	28.184	25.589	-20.411	46.000
870.020	-0.708	19.855	19.147	-26.853	46.000

Note:

1. All Readings below 1GHz are Quasi-Peak, above 1GHz are performed with peak and/or average measurements as necessary.
2. Peak measurements: RBW = 1MHz, VBW = 3 MHz, Sweep: Auto.
3. Average measurements: RBW = 1MHz, VBW = 10 Hz, Sweep: Auto.
4. Measurement Level = Reading Level + Correct Factor.
5. Correct Factor = Antenna factor + Cable loss – Amplifier gain.
6. The average measurement was not performed when the peak measured data under the limit of average detection.
7. The emission levels of other frequencies are very lower than the limit and not show in test report.
8. No emission found between lowest internal used/generated frequency to 30MHz.

Product : Intel® Wireless-AC 9260
 Test Item : General Radiated Emission
 Test Date : 2017/10/03
 Test Mode : Mode 3 MIMO: Transmit (802.11ac-20BW-14.4Mbps)(5720MHz)

Frequency	Correct	Reading	Measurement	Margin	Limit
MHz	Factor	Level	Level		
	dB	dB μ V	dB μ V/m	dB	dB μ V/m
Horizontal					
Peak Detector					
159.010	-10.881	34.516	23.635	-19.865	43.500
276.380	-11.076	32.906	21.830	-24.170	46.000
398.600	-8.108	33.055	24.948	-21.052	46.000
511.120	-5.850	27.793	21.943	-24.057	46.000
667.290	-3.510	35.079	31.569	-14.431	46.000
823.460	-1.365	23.207	21.842	-24.158	46.000
Vertical					
Peak Detector					
163.860	-10.994	33.170	22.176	-21.324	43.500
300.630	-10.345	33.323	22.978	-23.022	46.000
427.700	-7.396	33.796	26.400	-19.600	46.000
520.820	-5.698	26.471	20.772	-25.228	46.000
730.340	-2.464	34.671	32.207	-13.793	46.000
881.660	-0.557	22.544	21.987	-24.013	46.000

Note:

1. All Readings below 1GHz are Quasi-Peak, above 1GHz are performed with peak and/or average measurements as necessary.
2. Peak measurements: RBW = 1MHz, VBW = 3 MHz, Sweep: Auto.
3. Average measurements: RBW = 1MHz, VBW = 10 Hz, Sweep: Auto.
4. Measurement Level = Reading Level + Correct Factor.
5. Correct Factor = Antenna factor + Cable loss – Amplifier gain.
6. The average measurement was not performed when the peak measured data under the limit of average detection.
7. The emission levels of other frequencies are very lower than the limit and not show in test report.
8. No emission found between lowest internal used/generated frequency to 30MHz.

Product : Intel® Wireless-AC 9260
 Test Item : General Radiated Emission
 Test Date : 2017/10/03
 Test Mode : Mode 3 MIMO: Transmit (802.11ac-40BW-30Mbps)(5710MHz)

Frequency	Correct	Reading	Measurement	Margin	Limit
MHz	Factor	Level	Level		
	dB	dB μ V	dB μ V/m	dB	dB μ V/m
Horizontal					
Peak Detector					
154.160	-10.999	34.225	23.227	-20.273	43.500
300.630	-10.345	35.977	25.632	-20.368	46.000
413.150	-7.753	34.091	26.337	-19.663	46.000
549.920	-5.241	23.403	18.162	-27.838	46.000
730.340	-2.464	34.067	31.603	-14.397	46.000
852.560	-0.932	22.889	21.957	-24.043	46.000
Vertical					
Peak Detector					
165.800	-11.064	32.684	21.620	-21.880	43.500
292.870	-10.595	34.867	24.272	-21.728	46.000
410.240	-7.826	33.976	26.151	-19.849	46.000
551.860	-5.195	24.435	19.240	-26.760	46.000
717.730	-2.709	33.550	30.842	-15.158	46.000
873.900	-0.658	24.836	24.178	-21.822	46.000

Note:

1. All Readings below 1GHz are Quasi-Peak, above 1GHz are performed with peak and/or average measurements as necessary.
2. Peak measurements: RBW = 1MHz, VBW = 3 MHz, Sweep: Auto.
3. Average measurements: RBW = 1MHz, VBW = 10 Hz, Sweep: Auto.
4. Measurement Level = Reading Level + Correct Factor.
5. Correct Factor = Antenna factor + Cable loss – Amplifier gain.
6. The average measurement was not performed when the peak measured data under the limit of average detection.
7. The emission levels of other frequencies are very lower than the limit and not show in test report.
8. No emission found between lowest internal used/generated frequency to 30MHz.

Product : Intel® Wireless-AC 9260
 Test Item : General Radiated Emission
 Test Date : 2017/10/03
 Test Mode : Mode 3 MIMO: Transmit (802.11ac-80BW-65Mbps)(5210MHz)

Frequency	Correct	Reading	Measurement	Margin	Limit
MHz	Factor	Level	Level		
	dB	dB μ V	dB μ V/m	dB	dB μ V/m
Horizontal					
Peak Detector					
149.310	-11.124	34.933	23.810	-19.690	43.500
295.780	-10.500	33.223	22.723	-23.277	46.000
442.250	-7.041	33.102	26.060	-19.940	46.000
593.570	-4.207	24.236	20.029	-25.971	46.000
740.040	-2.275	32.709	30.433	-15.567	46.000
867.110	-0.745	22.884	22.139	-23.861	46.000
Vertical					
Peak Detector					
148.340	-11.157	33.008	21.852	-21.648	43.500
285.110	-10.802	34.631	23.829	-22.171	46.000
417.030	-7.657	32.522	24.865	-21.135	46.000
573.200	-4.688	26.058	21.369	-24.631	46.000
743.920	-2.200	34.750	32.550	-13.450	46.000
866.140	-0.757	22.363	21.606	-24.394	46.000

Note:

1. All Readings below 1GHz are Quasi-Peak, above 1GHz are performed with peak and/or average measurements as necessary.
2. Peak measurements: RBW = 1MHz, VBW = 3 MHz, Sweep: Auto.
3. Average measurements: RBW = 1MHz, VBW = 10 Hz, Sweep: Auto.
4. Measurement Level = Reading Level + Correct Factor.
5. Correct Factor = Antenna factor + Cable loss – Amplifier gain.
6. The average measurement was not performed when the peak measured data under the limit of average detection.
7. The emission levels of other frequencies are very lower than the limit and not show in test report.
8. No emission found between lowest internal used/generated frequency to 30MHz.

Product : Intel® Wireless-AC 9260
 Test Item : General Radiated Emission
 Test Date : 2017/10/03
 Test Mode : Mode 3 MIMO: Transmit (802.11ac-80BW-65Mbps)(5290MHz)

Frequency	Correct	Reading	Measurement	Margin	Limit
MHz	Factor	Level	Level		
	dB	dB μ V	dB μ V/m	dB	dB μ V/m
Horizontal					
Peak Detector					
159.980	-10.857	34.519	23.662	-19.838	43.500
340.400	-9.430	33.933	24.503	-21.497	46.000
486.870	-6.240	34.403	28.163	-17.837	46.000
647.890	-3.765	24.496	20.731	-25.269	46.000
794.360	-1.760	33.296	31.536	-14.464	46.000
906.880	-0.247	22.358	22.111	-23.889	46.000
Vertical					
Peak Detector					
148.340	-11.157	33.026	21.870	-21.630	43.500
280.260	-10.913	33.166	22.253	-23.747	46.000
421.880	-7.538	32.545	25.007	-20.993	46.000
563.500	-4.918	25.740	20.822	-25.178	46.000
724.520	-2.577	33.425	30.848	-15.152	46.000
875.840	-0.633	19.262	18.629	-27.371	46.000

Note:

1. All Readings below 1GHz are Quasi-Peak, above 1GHz are performed with peak and/or average measurements as necessary.
2. Peak measurements: RBW = 1MHz, VBW = 3 MHz, Sweep: Auto.
3. Average measurements: RBW = 1MHz, VBW = 10 Hz, Sweep: Auto.
4. Measurement Level = Reading Level + Correct Factor.
5. Correct Factor = Antenna factor + Cable loss – Amplifier gain.
6. The average measurement was not performed when the peak measured data under the limit of average detection.
7. The emission levels of other frequencies are very lower than the limit and not show in test report.
8. No emission found between lowest internal used/generated frequency to 30MHz.

Product : Intel® Wireless-AC 9260
 Test Item : General Radiated Emission
 Test Date : 2017/10/03
 Test Mode : Mode 3 MIMO: Transmit (802.11ac-80BW-65Mbps)(5530MHz)

Frequency	Correct	Reading	Measurement	Margin	Limit
MHz	Factor	Level	Level		
	dB	dB μ V	dB μ V/m	dB	dB μ V/m
Horizontal					
Peak Detector					
163.860	-10.994	31.879	20.885	-22.615	43.500
295.780	-10.500	33.651	23.151	-22.849	46.000
413.150	-7.753	34.341	26.587	-19.413	46.000
569.320	-4.780	24.191	19.411	-26.589	46.000
720.640	-2.652	30.266	27.615	-18.385	46.000
867.110	-0.745	22.797	22.052	-23.948	46.000
Vertical					
Peak Detector					
154.160	-10.999	33.366	22.368	-21.132	43.500
290.930	-10.658	34.543	23.884	-22.116	46.000
427.700	-7.396	34.564	27.168	-18.832	46.000
564.470	-4.896	24.382	19.486	-26.514	46.000
735.190	-2.370	34.119	31.749	-14.251	46.000
867.110	-0.745	20.628	19.883	-26.117	46.000

Note:

1. All Readings below 1GHz are Quasi-Peak, above 1GHz are performed with peak and/or average measurements as necessary.
2. Peak measurements: RBW = 1MHz, VBW = 3 MHz, Sweep: Auto.
3. Average measurements: RBW = 1MHz, VBW = 10 Hz, Sweep: Auto.
4. Measurement Level = Reading Level + Correct Factor.
5. Correct Factor = Antenna factor + Cable loss – Amplifier gain.
6. The average measurement was not performed when the peak measured data under the limit of average detection.
7. The emission levels of other frequencies are very lower than the limit and not show in test report.
8. No emission found between lowest internal used/generated frequency to 30MHz.

Product : Intel® Wireless-AC 9260
 Test Item : General Radiated Emission
 Test Date : 2017/10/03
 Test Mode : Mode 3 MIMO: Transmit (802.11ac-80BW-65Mbps)(5775MHz)

Frequency	Correct	Reading	Measurement	Margin	Limit
MHz	Factor	Level	Level		
	dB	dB μ V	dB μ V/m	dB	dB μ V/m
Horizontal					
Peak Detector					
159.010	-10.881	33.261	22.380	-21.120	43.500
295.780	-10.500	33.850	23.350	-22.650	46.000
422.850	-7.513	33.573	26.060	-19.940	46.000
559.620	-5.011	25.523	20.512	-25.488	46.000
715.790	-2.746	35.207	32.461	-13.539	46.000
842.860	-1.074	21.142	20.068	-25.932	46.000
Vertical					
Peak Detector					
154.160	-10.999	32.291	21.293	-22.207	43.500
295.780	-10.500	35.053	24.553	-21.447	46.000
422.850	-7.513	32.531	25.018	-20.982	46.000
579.020	-4.552	24.795	20.243	-25.757	46.000
735.190	-2.370	33.377	31.007	-14.993	46.000
881.660	-0.557	24.599	24.042	-21.958	46.000

Note:

1. All Readings below 1GHz are Quasi-Peak, above 1GHz are performed with peak and/or average measurements as necessary.
2. Peak measurements: RBW = 1MHz, VBW = 3 MHz, Sweep: Auto.
3. Average measurements: RBW = 1MHz, VBW = 10 Hz, Sweep: Auto.
4. Measurement Level = Reading Level + Correct Factor.
5. Correct Factor = Antenna factor + Cable loss – Amplifier gain.
6. The average measurement was not performed when the peak measured data under the limit of average detection.
7. The emission levels of other frequencies are very lower than the limit and not show in test report.
8. No emission found between lowest internal used/generated frequency to 30MHz.

Product : Intel® Wireless-AC 9260
 Test Item : General Radiated Emission
 Test Date : 2017/10/03
 Test Mode : Mode 3 MIMO: Transmit (802.11ac-160BW-130Mbps)(5250MHz)

Frequency	Correct	Reading	Measurement	Margin	Limit
MHz	Factor	Level	Level		
	dB	dB μ V	dB μ V/m	dB	dB μ V/m
Horizontal					
Peak Detector					
158.040	-10.904	34.955	24.051	-19.449	43.500
289.960	-10.691	33.891	23.201	-22.799	46.000
426.730	-7.419	33.464	26.045	-19.955	46.000
563.500	-4.918	27.487	22.569	-23.431	46.000
729.370	-2.482	35.626	33.144	-12.856	46.000
875.840	-0.633	22.867	22.234	-23.766	46.000
Vertical					
Peak Detector					
160.950	-10.890	33.567	22.676	-20.824	43.500
307.420	-10.187	36.352	26.165	-19.835	46.000
434.490	-7.230	33.573	26.343	-19.657	46.000
566.410	-4.849	25.781	20.932	-25.068	46.000
722.580	-2.614	33.106	30.491	-15.509	46.000
849.650	-0.972	22.675	21.703	-24.297	46.000

Note:

1. All Readings below 1GHz are Quasi-Peak, above 1GHz are performed with peak and/or average measurements as necessary.
2. Peak measurements: RBW = 1MHz, VBW = 3 MHz, Sweep: Auto.
3. Average measurements: RBW = 1MHz, VBW = 10 Hz, Sweep: Auto.
4. Measurement Level = Reading Level + Correct Factor.
5. Correct Factor = Antenna factor + Cable loss – Amplifier gain.
6. The average measurement was not performed when the peak measured data under the limit of average detection.
7. The emission levels of other frequencies are very lower than the limit and not show in test report.
8. No emission found between lowest internal used/generated frequency to 30MHz.

Product : Intel® Wireless-AC 9260
 Test Item : General Radiated Emission
 Test Date : 2017/10/03
 Test Mode : Mode 3 MIMO: Transmit (802.11ac-80BW-65Mbps)(5570MHz)

Frequency	Correct	Reading	Measurement	Margin	Limit
MHz	Factor	Level	Level		
	dB	dB μ V	dB μ V/m	dB	dB μ V/m
Horizontal					
Peak Detector					
159.010	-10.881	33.461	22.580	-20.920	43.500
281.230	-10.890	32.961	22.071	-23.929	46.000
403.450	-7.992	35.279	27.288	-18.712	46.000
584.840	-4.415	24.416	20.002	-25.998	46.000
716.760	-2.727	32.301	29.574	-16.426	46.000
843.830	-1.059	22.586	21.527	-24.473	46.000
Vertical					
Peak Detector					
156.100	-10.951	34.334	23.383	-20.117	43.500
307.420	-10.187	33.874	23.687	-22.313	46.000
458.740	-6.704	33.068	26.364	-19.636	46.000
624.610	-3.907	22.552	18.646	-27.354	46.000
756.530	-2.037	29.703	27.666	-18.334	46.000
898.150	-0.344	22.136	21.792	-24.208	46.000

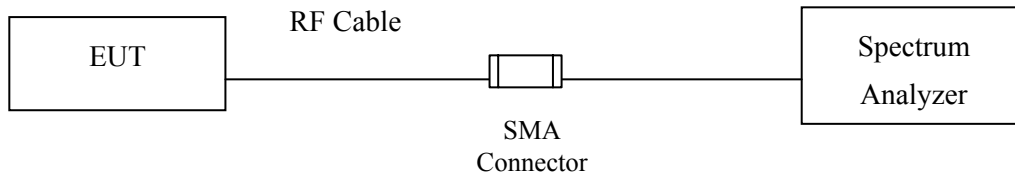
Note:

1. All Readings below 1GHz are Quasi-Peak, above 1GHz are performed with peak and/or average measurements as necessary.
2. Peak measurements: RBW = 1MHz, VBW = 3 MHz, Sweep: Auto.
3. Average measurements: RBW = 1MHz, VBW = 10 Hz, Sweep: Auto.
4. Measurement Level = Reading Level + Correct Factor.
5. Correct Factor = Antenna factor + Cable loss – Amplifier gain.
6. The average measurement was not performed when the peak measured data under the limit of average detection.
7. The emission levels of other frequencies are very lower than the limit and not show in test report.
8. No emission found between lowest internal used/generated frequency to 30MHz.

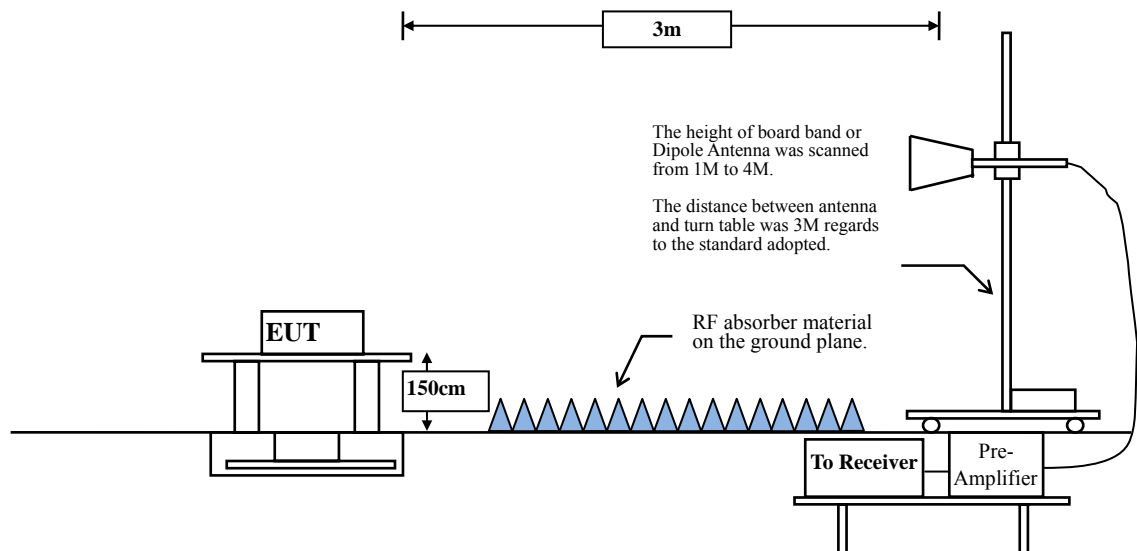
4. Band Edge

4.1. Test Setup

RF Conducted Measurement:



RF Radiated Measurement:



4.2. Limits

The provisions of Section 15.205 of this part apply to intentional radiators operating under this section.

Radiated emissions which fall in the restricted bands, as defined in Section 15.205, must also comply with the radiated emission limits specified in Section 15.209:

FCC Part 15 Subpart C Paragraph 15.209 Limits		
Frequency MHz	uV/m @3m	dBμV/m@3m
30-88	100	40
88-216	150	43.5
216-960	200	46
Above 960	500	54

Remarks :

1. RF Voltage (dBμV) = 20 log RF Voltage (uV)
2. In the Above Table, the tighter limit applies at the band edges.
3. Distance refers to the distance in meters between the measuring instrument antenna and the closed point of any part of the device or system.

4.3. Test Procedure

The EUT is placed on a turn table which is 1.5 meter above ground. The turn table can rotate 360 degrees to determine the position of the maximum emission level. The EUT was positioned such that the distance from antenna to the EUT was 3meters.

The antenna can move up and down between 1 meter and 4 meters to find out the maximum emission level.

Both horizontal and vertical polarization of the antenna are set on measurement. In order to find the maximum emission, all of the interface cables must be manipulated according to ANSI C63.10:2013 on radiated measurement.

The bandwidth below 1GHz setting on the field strength meter is 120 kHz, above 1GHz are 1 MHz. The EUT was setup to ANSI C63.10, 2013; tested to UNII test procedure of FCC KDB-789033 for compliance to FCC 47CFR Subpart E requirements.

4.4. Uncertainty

Horizontal polarization : 1-18GHz: ±3.77dB

Vertical polarization : 1-18GHz : ±3.83dB

4.5. Test Result of Band Edge

Product : Intel® Wireless-AC 9260
 Test Item : Band Edge Data
 Test Date : 2017/09/28
 Test Mode : Mode 1 SISO A: Transmit (802.11a-6Mbps)-Channel 36 (5180MHz)

RF Radiated Measurement (Horizontal):

Channel No.	Frequency (MHz)	Correct Factor (dB)	Reading Level (dBμV)	Emission Level (dBμV/m)	Peak Limit (dBμV/m)	Average Limit (dBμV/m)	Result
36 (Peak)	5148.841	18.331	44.398	62.728	74.00	54.00	Pass
36 (Peak)	5150.000	18.335	40.196	58.530	74.00	54.00	Pass
36 (Peak)	5184.203	18.414	86.540	104.954	--	--	--
36 (Average)	5150.000	18.335	26.365	44.699	74.00	54.00	Pass
36 (Average)	5185.942	18.419	78.547	96.966	--	--	--

Figure Channel 36: Horizontal (Peak)

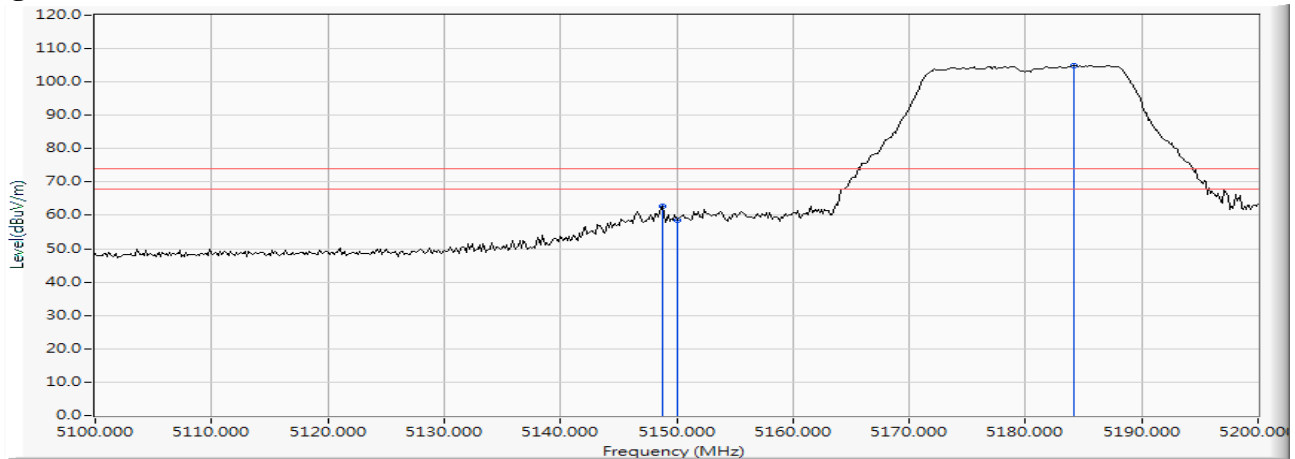
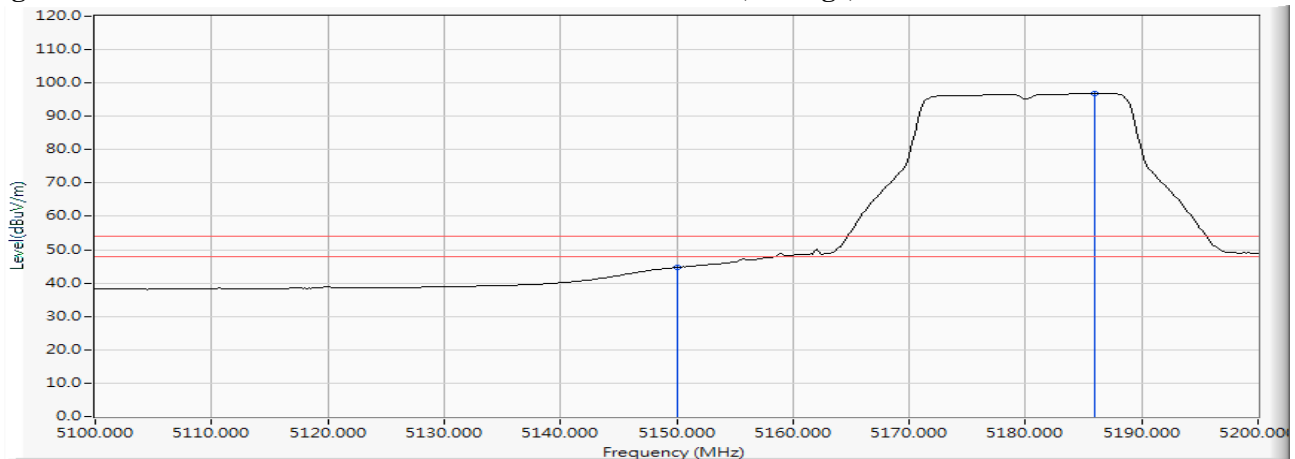


Figure Channel 36: Horizontal (Average)

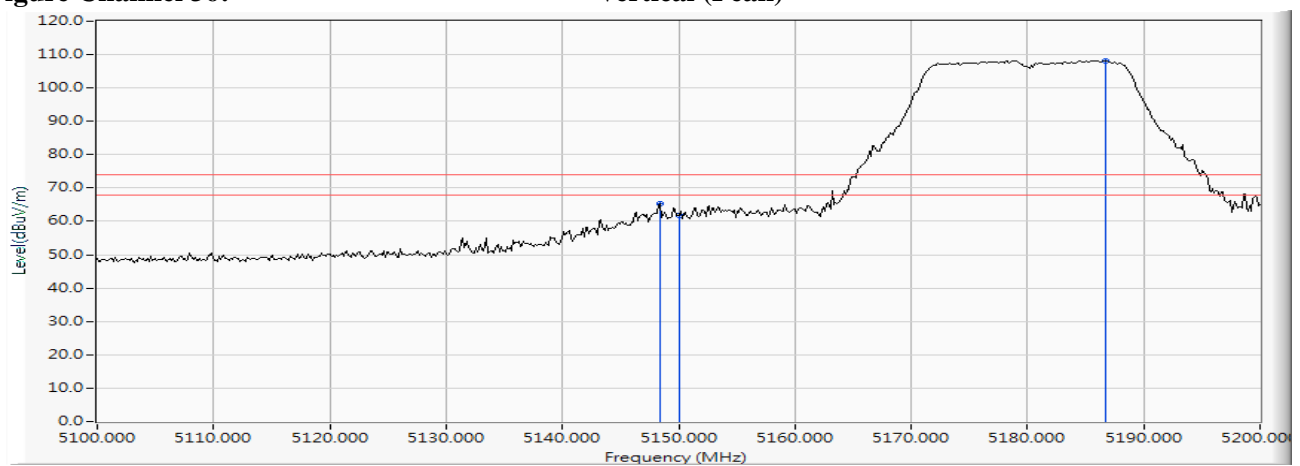
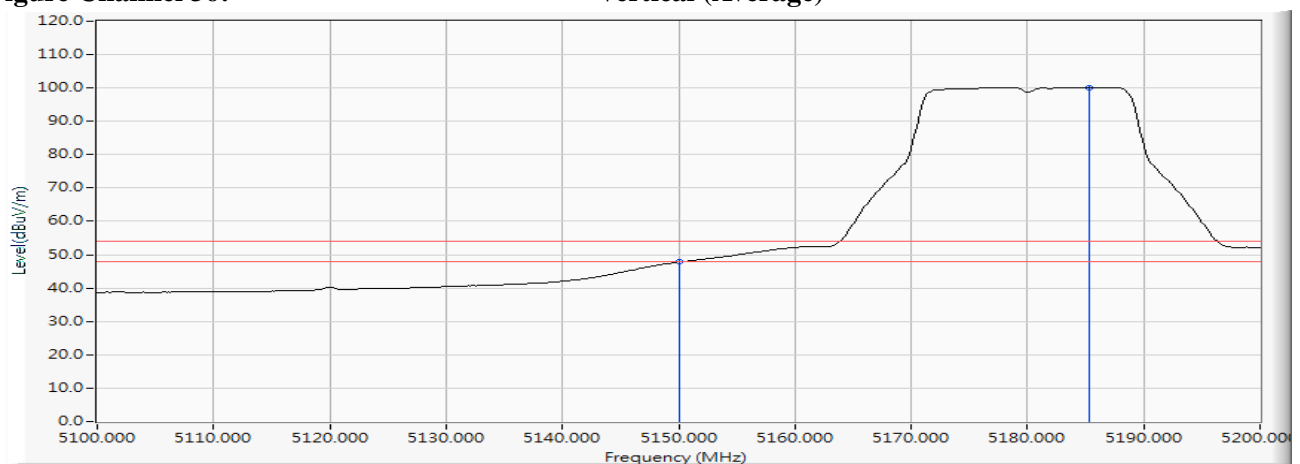


- Note: 1. All readings above 1GHz are performed with peak and/or average measurements as necessary.
 2. Peak measurements: RBW = 1MHz, VBW = 3 MHz, Sweep: Auto.
 3. Average measurements: RBW = 1MHz, VBW = 10 Hz, Sweep: Auto.
 4. “ * ”, means this data is the worst emission level.
 5. Measurement Level = Reading Level + Correct Factor.
 6. The average measurement was not performed when the peak measured data under the limit of average detection.

Product : Intel® Wireless-AC 9260
 Test Item : Band Edge Data
 Test Date : 2017/09/28
 Test Mode : Mode 1 SISO A: Transmit (802.11a-6Mbps)-Channel 36 (5180MHz)

RF Radiated Measurement (Vertical):

Channel No.	Frequency (MHz)	Correct Factor (dB)	Reading Level (dBμV)	Emission Level (dBμV/m)	Peak Limit (dBμV/m)	Average Limit (dBμV/m)	Result
36 (Peak)	5148.406	18.328	47.064	65.393	74.00	54.00	Pass
36 (Peak)	5150.000	18.335	43.582	61.916	74.00	54.00	Pass
36 (Peak)	5186.667	18.422	89.742	108.163	--	--	--
36 (Average)	5150.000	18.335	29.467	47.801	74.00	54.00	Pass
36 (Average)	5185.362	18.418	81.793	100.211	--	--	--

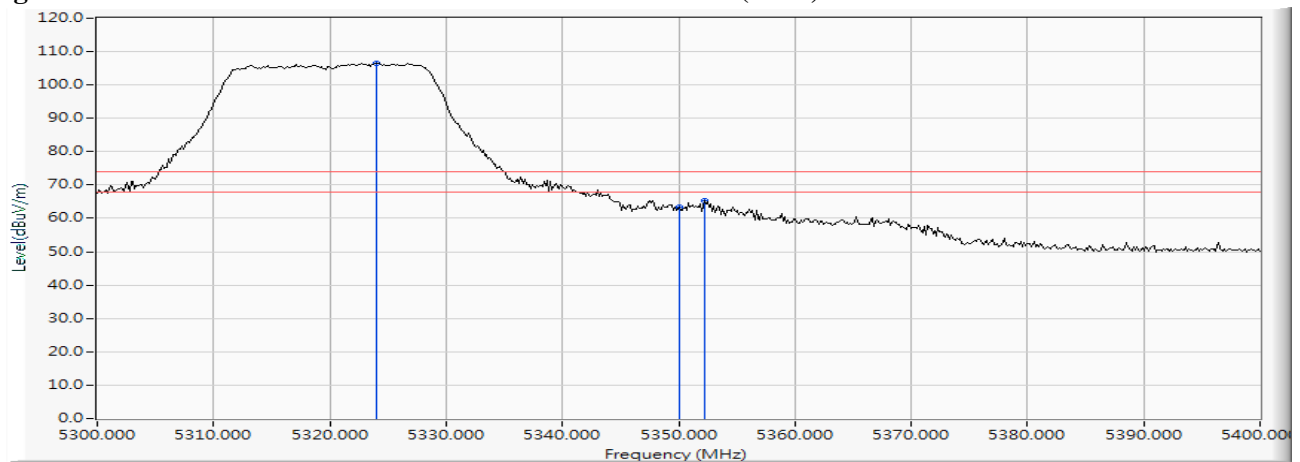
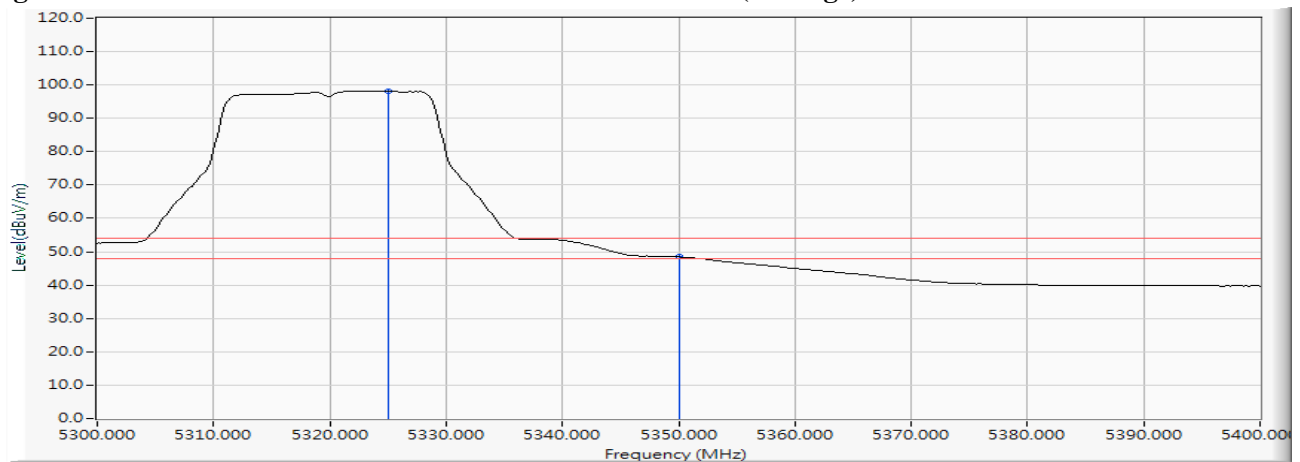
Figure Channel 36: Vertical (Peak)**Figure Channel 36: Vertical (Average)****Note:**

1. All readings above 1GHz are performed with peak and/or average measurements as necessary.
2. Peak measurements: RBW = 1MHz, VBW = 3 MHz, Sweep: Auto.
3. Average measurements: RBW = 1MHz, VBW = 10 Hz, Sweep: Auto.
4. “ * ”, means this data is the worst emission level.
5. Measurement Level = Reading Level + Correct Factor.
6. The average measurement was not performed when the peak measured data under the limit of average detection.

Product : Intel® Wireless-AC 9260
 Test Item : Band Edge Data
 Test Date : 2017/09/28
 Test Mode : Mode 1 SISO A: Transmit (802.11a-6Mbps) -Channel 64 (5320MHz)

RF Radiated Measurement (Horizontal):

Channel No.	Frequency (MHz)	Correct Factor (dB)	Reading Level (dBμV)	Emission Level (dBμV/m)	Peak Limit (dBμV/m)	Average Limit (dBμV/m)	Result
64 (Peak)	5324.058	18.752	87.832	106.584	--	--	--
64 (Peak)	5350.000	18.833	44.476	63.309	74.00	54.00	Pass
64 (Peak)	5352.174	18.835	46.604	65.440	74.00	54.00	Pass
64 (Average)	5325.072	18.755	79.334	98.089	--	--	--
64 (Average)	5350.000	18.833	29.655	48.488	74.00	54.00	Pass

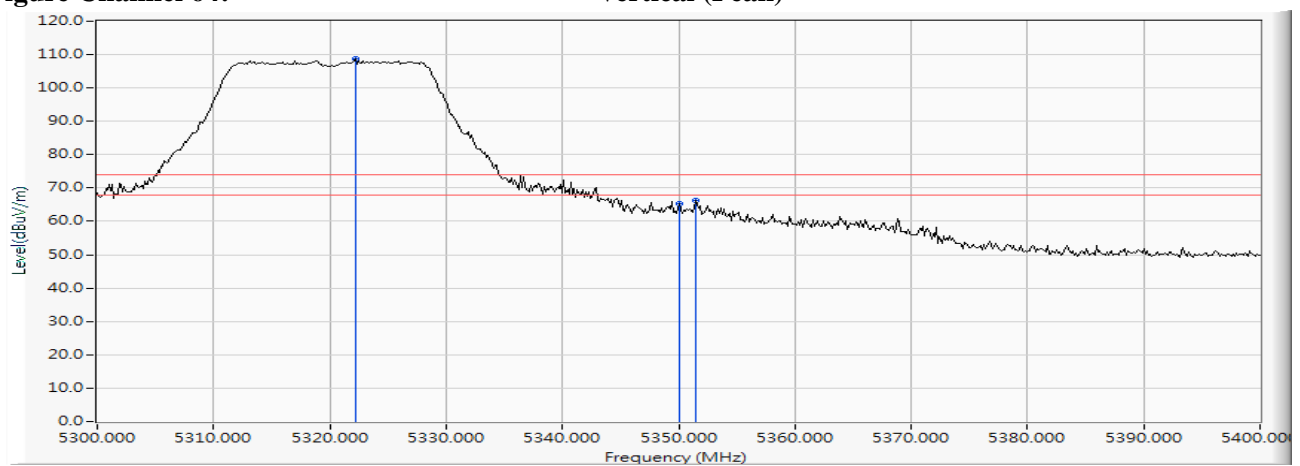
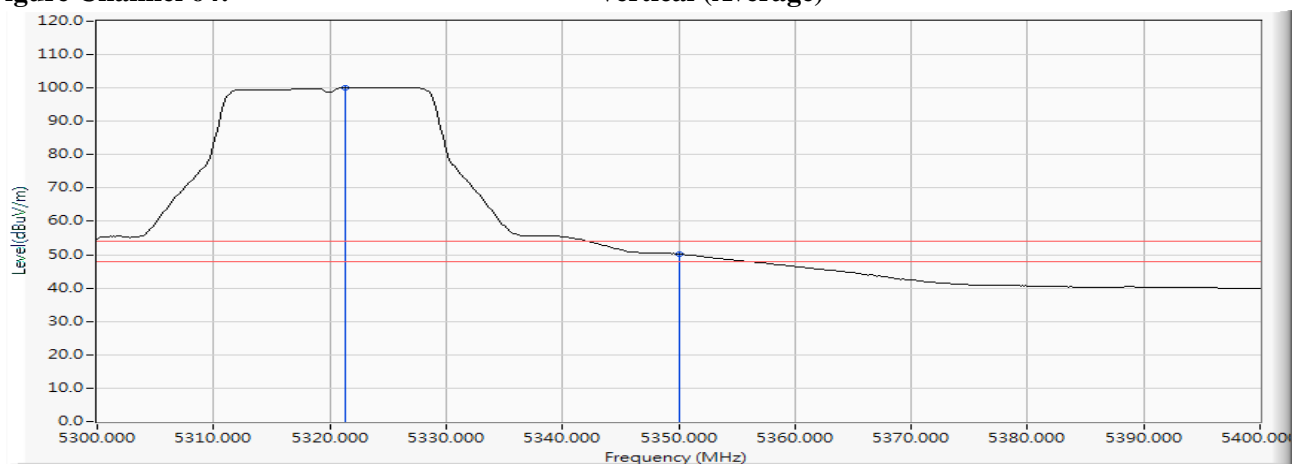
Figure Channel 64: Horizontal (Peak)**Figure Channel 64: Horizontal (Average)****Note:**

1. All readings above 1GHz are performed with peak and/or average measurements as necessary.
2. Peak measurements: RBW = 1MHz, VBW = 3 MHz, Sweep: Auto.
3. Average measurements: RBW = 1MHz, VBW = 10 Hz, Sweep: Auto.
4. “ * ”, means this data is the worst emission level.
5. Measurement Level = Reading Level + Correct Factor.
6. The average measurement was not performed when the peak measured data under the limit of average detection.

Product : Intel® Wireless-AC 9260
 Test Item : Band Edge Data
 Test Date : 2017/09/28
 Test Mode : Mode 1 SISO A: Transmit (802.11a-6Mbps) -Channel 64 (5320MHz)

RF Radiated Measurement (Vertical):

Channel No.	Frequency (MHz)	Correct Factor (dB)	Reading Level (dBμV)	Emission Level (dBμV/m)	Peak Limit (dBμV/m)	Average Limit (dBμV/m)	Result
64 (Peak)	5322.174	18.748	89.960	108.708	--	--	--
64 (Peak)	5350.000	18.833	46.420	65.253	74.00	54.00	Pass
64 (Peak)	5351.449	18.835	47.432	66.267	74.00	54.00	Pass
64 (Average)	5321.304	18.747	81.315	100.061	--	--	--
64 (Average)	5350.000	18.833	31.370	50.203	74.00	54.00	Pass

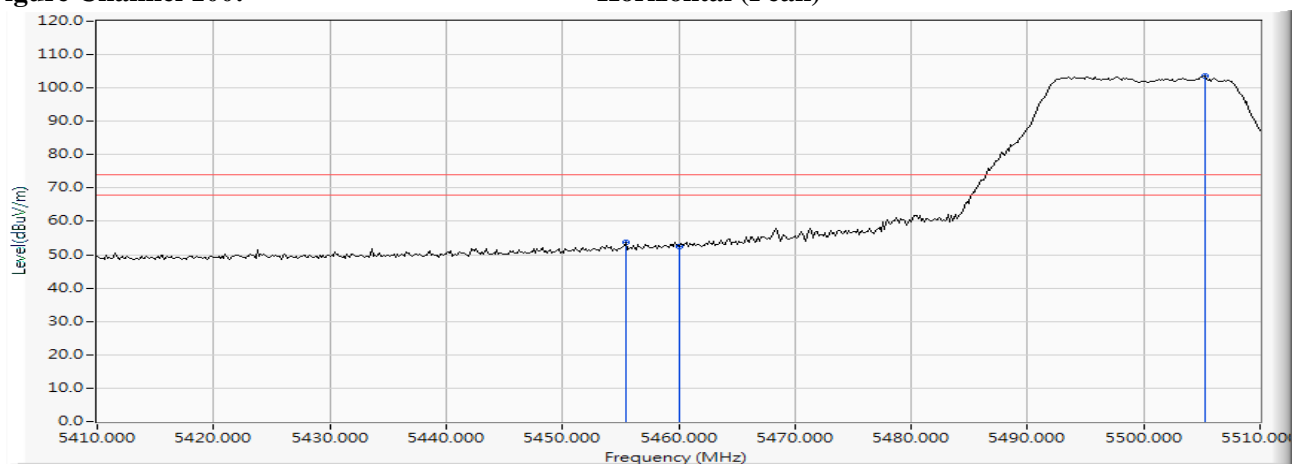
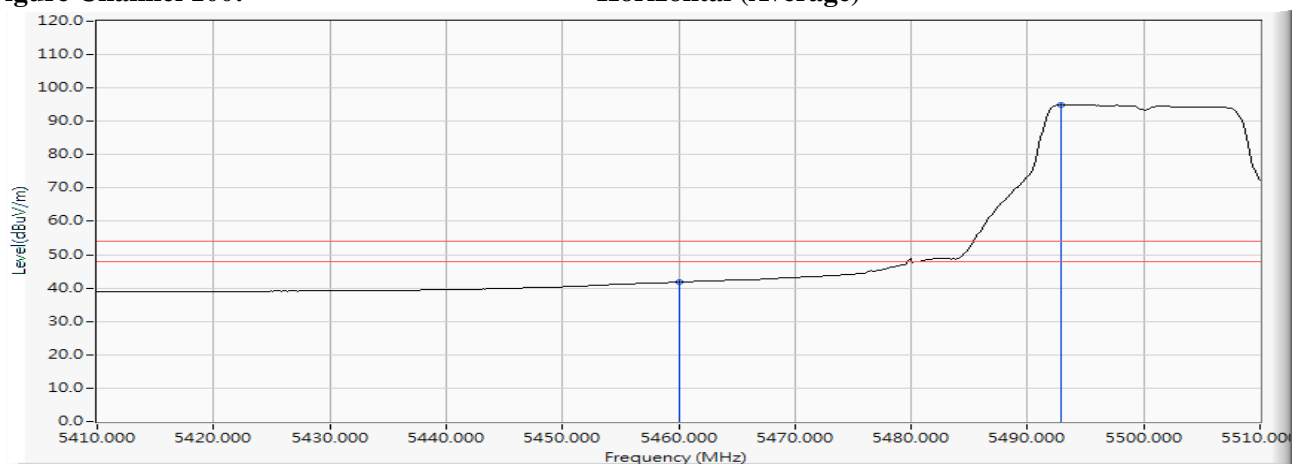
Figure Channel 64: Vertical (Peak)**Figure Channel 64: Vertical (Average)****Note:**

1. All readings above 1GHz are performed with peak and/or average measurements as necessary.
2. Peak measurements: RBW = 1MHz, VBW = 3 MHz, Sweep: Auto.
3. Average measurements: RBW = 1MHz, VBW = 10 Hz, Sweep: Auto.
4. “ * ”, means this data is the worst emission level.
5. Measurement Level = Reading Level + Correct Factor.
6. The average measurement was not performed when the peak measured data under the limit of average detection.

Product : Intel® Wireless-AC 9260
 Test Item : Band Edge Data
 Test Date : 2017/09/28
 Test Mode : Mode 1 SISO A: Transmit (802.11a-6Mbps) -Channel 100 (5500MHz)

RF Radiated Measurement (Horizontal):

Channel No.	Frequency (MHz)	Correct Factor (dB)	Reading Level (dBμV)	Emission Level (dBμV/m)	Peak Limit (dBμV/m)	Average Limit (dBμV/m)	Result
100 (Peak)	5455.507	19.088	34.608	53.696	74.00	54.00	Pass
100 (Peak)	5460.000	19.097	33.498	52.595	74.00	54.00	Pass
100 (Peak)	5505.217	19.195	84.246	103.441	--	--	--
100 (Average)	5460.000	19.097	22.737	41.834	74.00	54.00	Pass
100 (Average)	5492.899	19.188	75.808	94.995	--	--	--

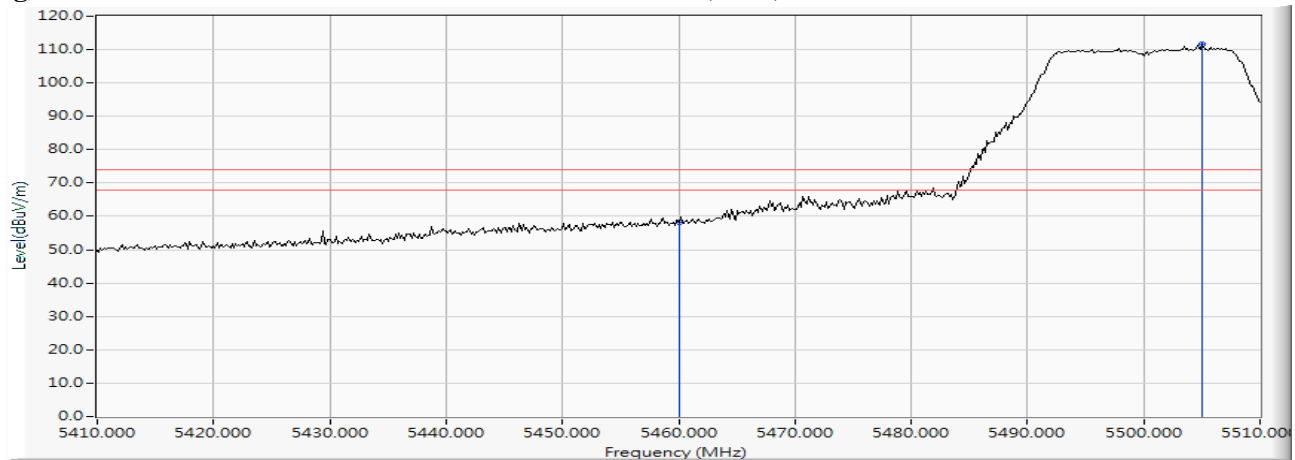
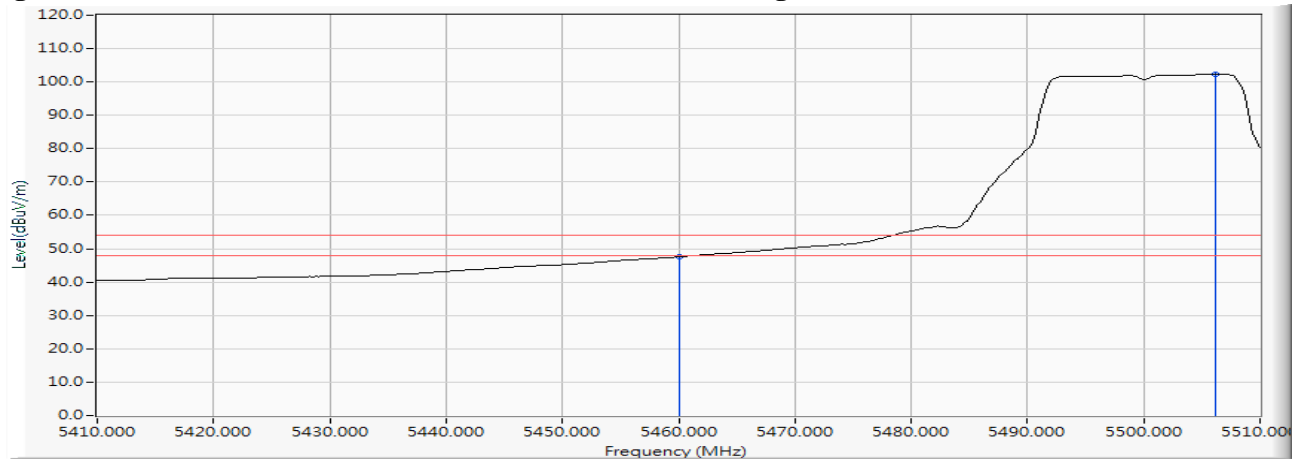
Figure Channel 100:**Horizontal (Peak)****Figure Channel 100:****Horizontal (Average)****Note:**

1. All readings above 1GHz are performed with peak and/or average measurements as necessary.
2. Peak measurements: RBW = 1MHz, VBW = 3 MHz, Sweep: Auto.
3. Average measurements: RBW = 1MHz, VBW = 10 Hz, Sweep: Auto.
4. “ * ”, means this data is the worst emission level.
5. Measurement Level = Reading Level + Correct Factor.
6. The average measurement was not performed when the peak measured data under the limit of average detection.

Product : Intel® Wireless-AC 9260
 Test Item : Band Edge Data
 Test Date : 2017/09/28
 Test Mode : Mode 1 SISO A: Transmit (802.11a-6Mbps) -Channel 100 (5500MHz)

RF Radiated Measurement (Vertical):

Channel No.	Frequency (MHz)	Correct Factor (dB)	Reading Level (dBμV)	Emission Level (dBμV/m)	Peak Limit (dBμV/m)	Average Limit (dBμV/m)	Result
100 (Peak)	5460.000	19.097	39.223	58.320	74.00	54.00	Pass
100 (Peak)	5505.072	19.195	92.423	111.618	--	--	--
100 (Average)	5460.000	19.097	28.485	47.582	74.00	54.00	Pass
100 (Average)	5506.232	19.195	83.083	102.279	--	--	--

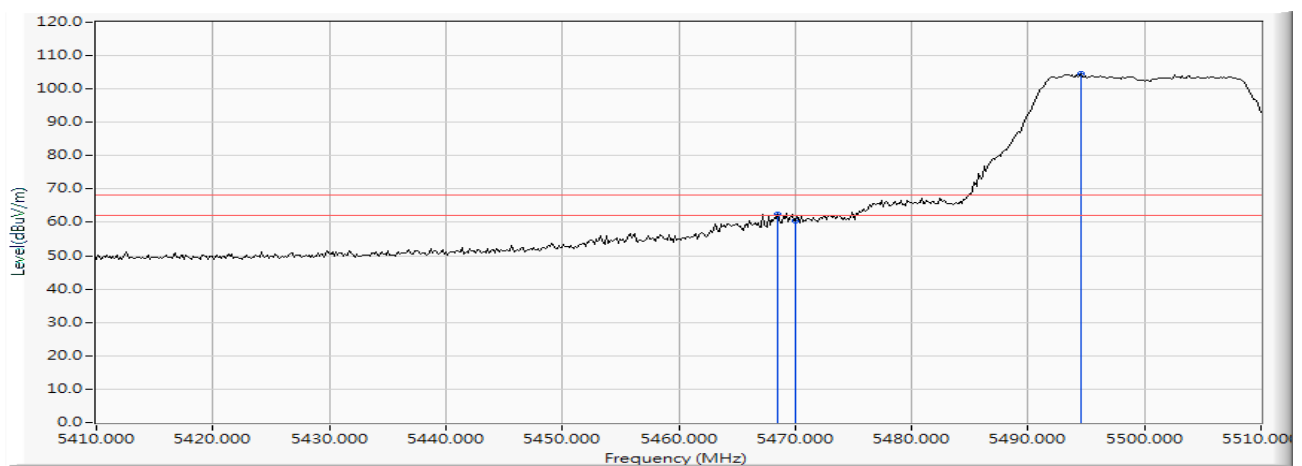
Figure Channel 100:**Vertical (Peak)****Figure Channel 100:****Vertical (Average)****Note:**

1. All readings above 1GHz are performed with peak and/or average measurements as necessary.
2. Peak measurements: RBW = 1MHz, VBW = 3 MHz, Sweep: Auto.
3. Average measurements: RBW = 1MHz, VBW = 10 Hz, Sweep: Auto.
4. “ * ”, means this data is the worst emission level.
5. Measurement Level = Reading Level + Correct Factor.
6. The average measurement was not performed when the peak measured data under the limit of average detection.

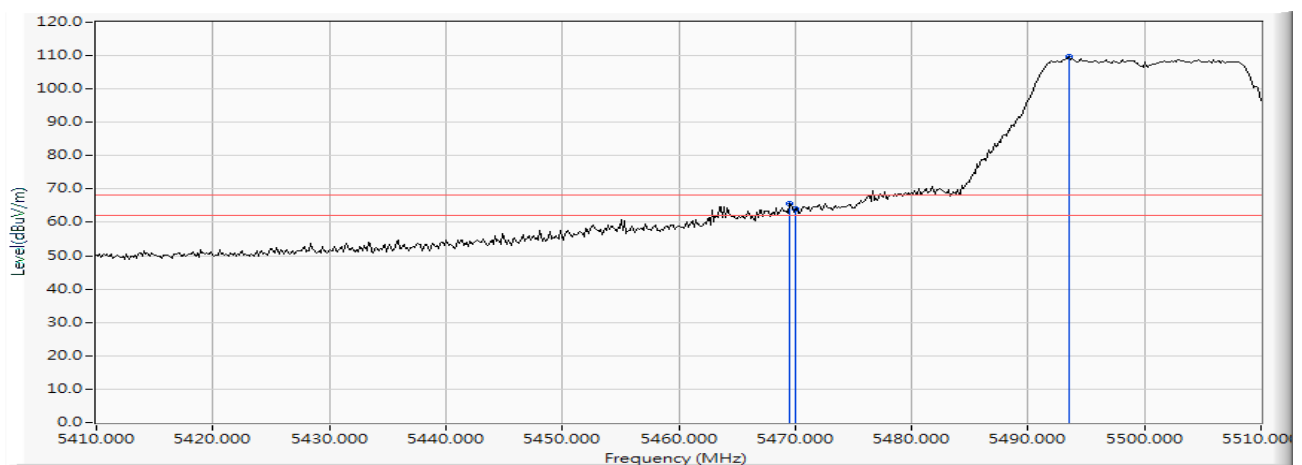
Product : Intel® Wireless-AC 9260
 Test Item : Band Edge Data
 Test Date : 2017/09/29
 Test Mode : Mode 1 SISO A: Transmit (802.11a-6Mbps) -Channel 100 (5500MHz)

RF Radiated Measurement:

	Frequency (MHz)	Correct Factor (dB)	Reading Level (dBμV)	Measure Level (dBμV /m)	Margin (dB)	Limit (dBμV /m)	Result
Horizontal	5468.551	19.109	43.314	62.422	-5.798	68.220	Pass
Horizontal	5470.000	19.110	41.466	60.576	-7.644	68.220	Pass
Horizontal	5494.493	19.188	85.498	104.687	--	--	--



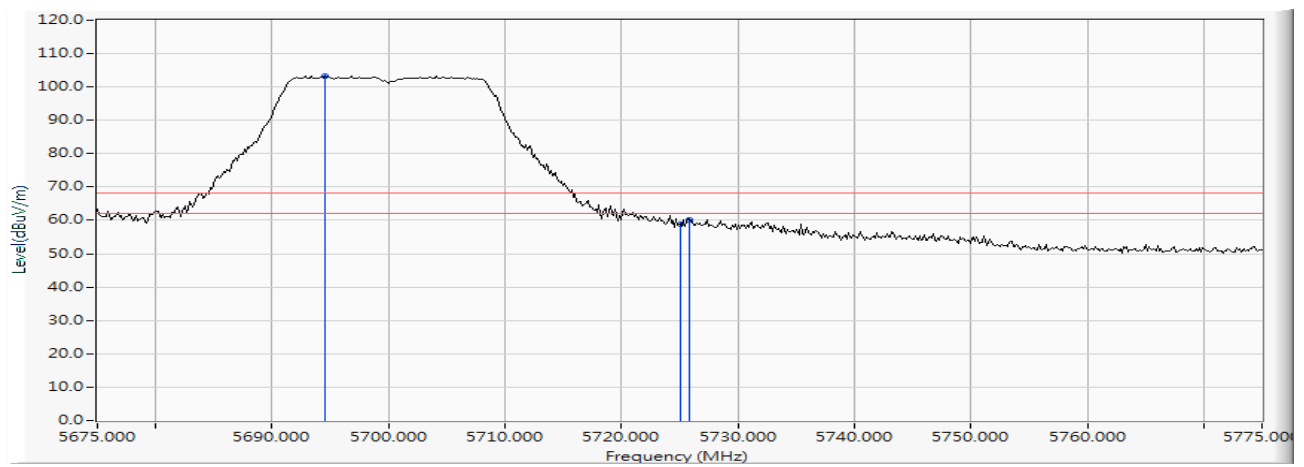
	Frequency (MHz)	Correct Factor (dB)	Reading Level (dBμV)	Measure Level (dBμV /m)	Margin (dB)	Limit (dBμV /m)	Result
Vertical	5469.565	19.110	46.552	65.661	-2.559	68.220	Pass
Vertical	5470.000	19.110	44.905	64.015	-4.205	68.220	Pass
Vertical	5493.478	19.187	90.474	109.662	--	--	--



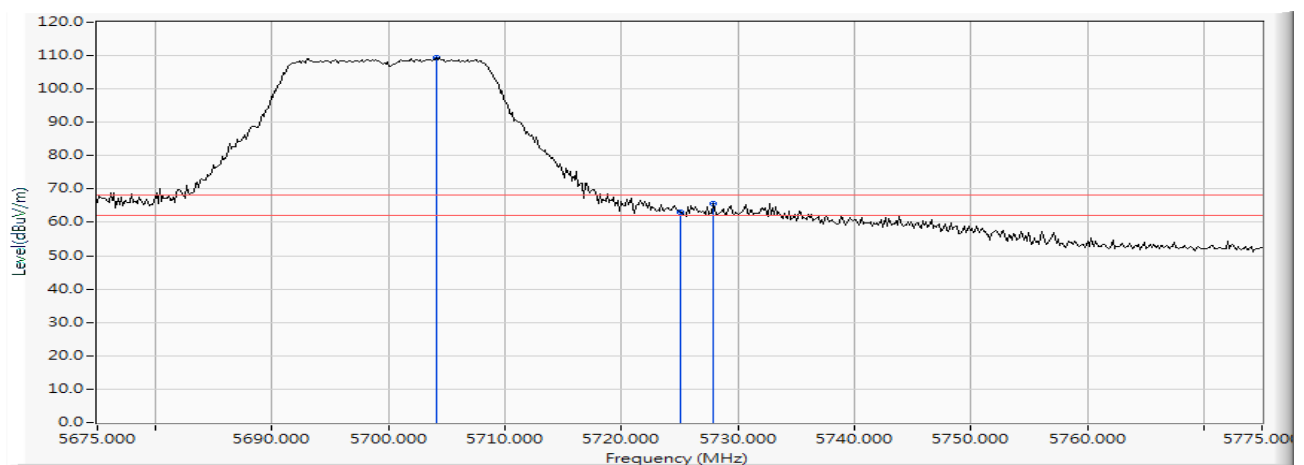
Product : Intel® Wireless-AC 9260
 Test Item : Band Edge Data
 Test Date : 2017/09/29
 Test Mode : Mode 1 SISO A: Transmit (802.11a-6Mbps) -Channel 140 (5700MHz)

RF Radiated Measurement:

	Frequency (MHz)	Correct Factor (dB)	Reading Level (dBμV)	Measure Level (dBμV /m)	Margin (dB)	Limit (dBμV /m)	Result
Horizontal	5694.565	19.646	83.755	103.401	--	--	--
Horizontal	5725.000	19.725	39.097	58.822	-9.398	68.220	Pass
Horizontal	5725.870	19.727	40.417	60.145	-8.075	68.220	Pass



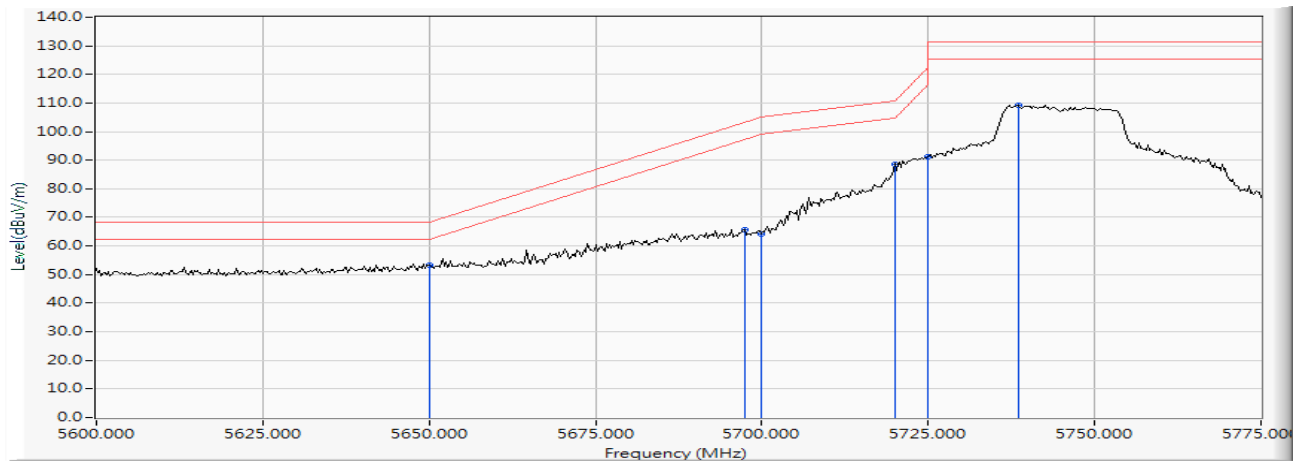
	Frequency (MHz)	Correct Factor (dB)	Reading Level (dBμV)	Measure Level (dBμV /m)	Margin (dB)	Limit (dBμV /m)	Result
Vertical	5704.130	19.669	89.788	109.457	--	--	--
Vertical	5725.000	19.725	43.207	62.932	-5.288	68.220	Pass
Vertical	5727.899	19.732	45.982	65.714	-2.506	68.220	Pass



Product : Intel® Wireless-AC 9260
 Test Item : Band Edge Data
 Test Date : 2017/09/29
 Test Mode : Mode 1 SISO A: Transmit (802.11a-6Mbps) -Channel 149 (5745MHz)

RF Radiated Measurement:

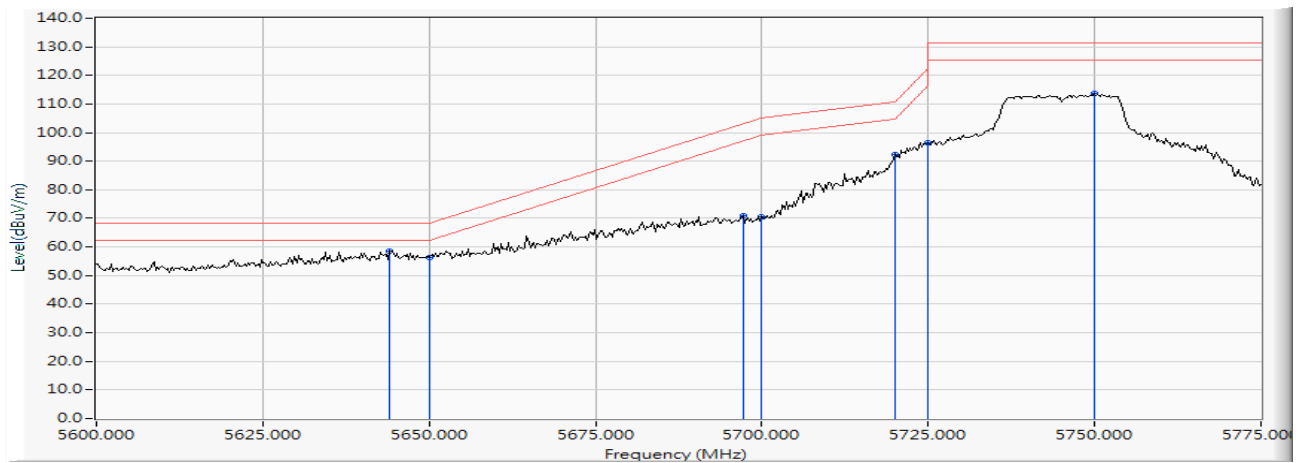
	Frequency (MHz)	Correct Factor (dB)	Reading Level (dBμV)	Measure Level (dBμV /m)	Margin (dB)	Limit (dBμV /m)	Result
Horizontal	5650.000	19.535	33.710	53.246	-14.974	68.220	Pass
Horizontal	5697.391	19.653	46.130	65.783	-37.487	103.270	Pass
Horizontal	5700.000	19.659	44.699	64.358	-40.842	105.200	Pass
Horizontal	5720.000	19.711	68.769	88.480	-22.320	110.800	Pass
Horizontal	5725.000	19.725	71.556	91.281	-30.919	122.200	Pass
Horizontal	5738.478	19.750	89.608	109.358	--	--	--



Product : Intel® Wireless-AC 9260
 Test Item : Band Edge Data
 Test Date : 2017/09/29
 Test Mode : Mode 1 SISO A: Transmit (802.11a-6Mbps) -Channel 149 (5745MHz)

RF Radiated Measurement:

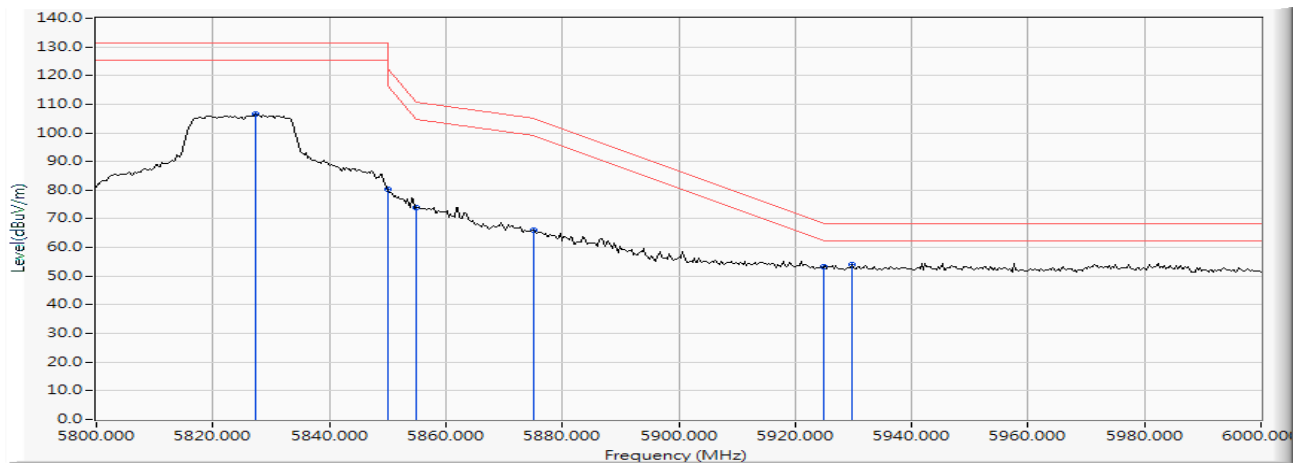
	Frequency (MHz)	Correct Factor (dB)	Reading Level (dBμV)	Measure Level (dBμV /m)	Margin (dB)	Limit (dBμV /m)	Result
Vertical	5644.130	19.522	39.096	58.618	-9.602	68.220	Pass
Vertical	5650.000	19.535	36.948	56.484	-11.736	68.220	Pass
Vertical	5697.138	19.652	51.199	70.851	-32.232	103.083	Pass
Vertical	5700.000	19.659	50.792	70.451	-34.749	105.200	Pass
Vertical	5720.000	19.711	72.743	92.454	-18.346	110.800	Pass
Vertical	5725.000	19.725	76.740	96.465	-25.735	122.200	Pass
Vertical	5749.891	19.773	93.900	113.673	--	--	--



Product : Intel® Wireless-AC 9260
 Test Item : Band Edge Data
 Test Date : 2017/09/29
 Test Mode : Mode 1 SISO A: Transmit (802.11a-6Mbps) -Channel 165 (5825MHz)

RF Radiated Measurement:

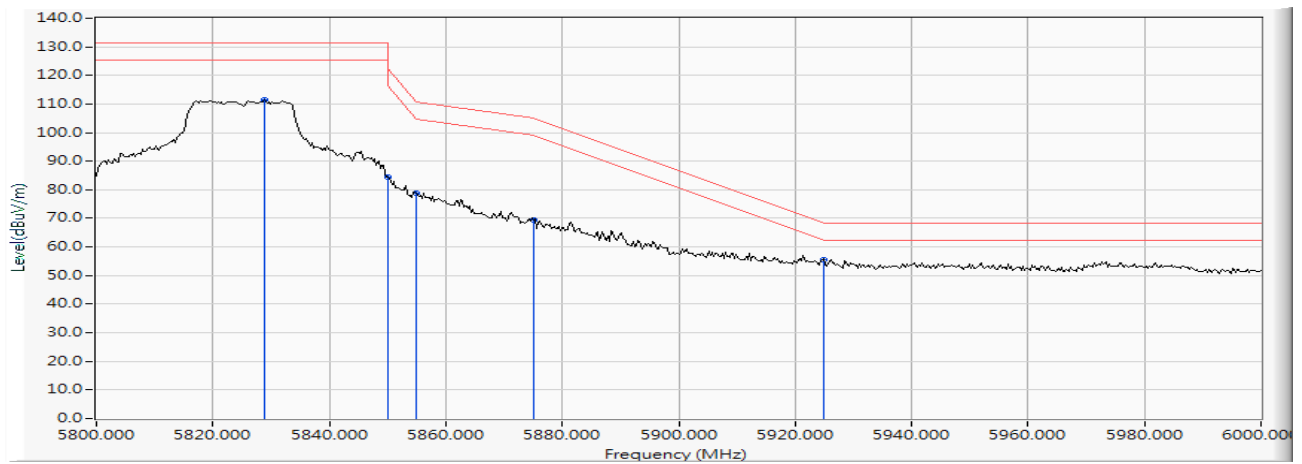
	Frequency (MHz)	Correct Factor (dB)	Reading Level (dBμV)	Measure Level (dBμV /m)	Margin (dB)	Limit (dBμV /m)	Result
Horizontal	5827.246	19.945	86.470	106.416	--	--	--
Horizontal	5850.000	19.992	60.493	80.485	-41.715	122.200	Pass
Horizontal	5855.000	20.003	53.884	73.886	-36.914	110.800	Pass
Horizontal	5875.000	20.048	46.115	66.162	-39.038	105.200	Pass
Horizontal	5925.000	20.181	33.026	53.208	-14.992	68.200	Pass
Horizontal	5929.855	20.193	33.989	54.182	-14.018	68.200	Pass



Product : Intel® Wireless-AC 9260
 Test Item : Band Edge Data
 Test Date : 2017/09/29
 Test Mode : Mode 1 SISO A: Transmit (802.11a-6Mbps) - Channel 165 (5825MHz)

RF Radiated Measurement:

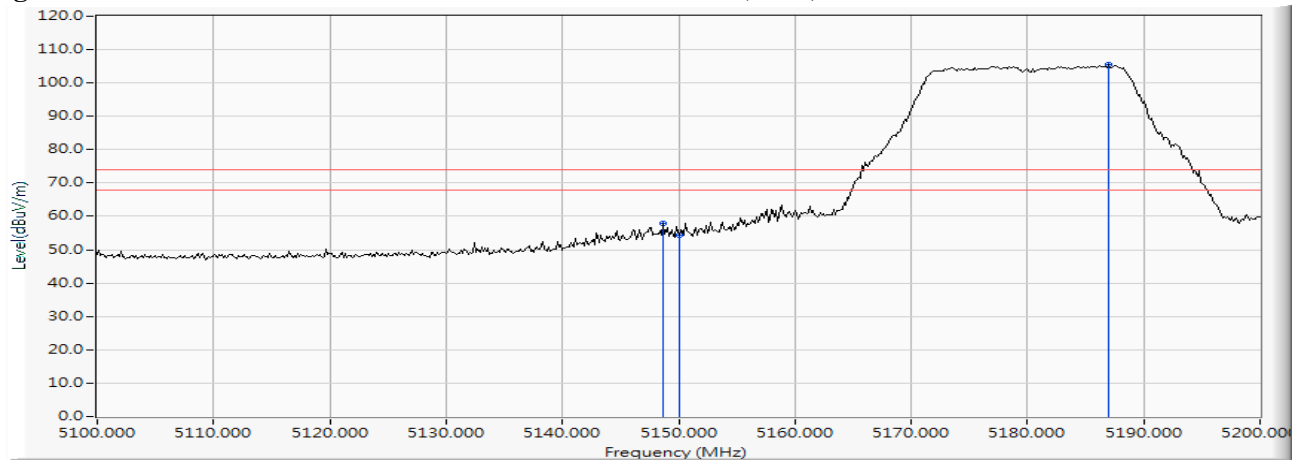
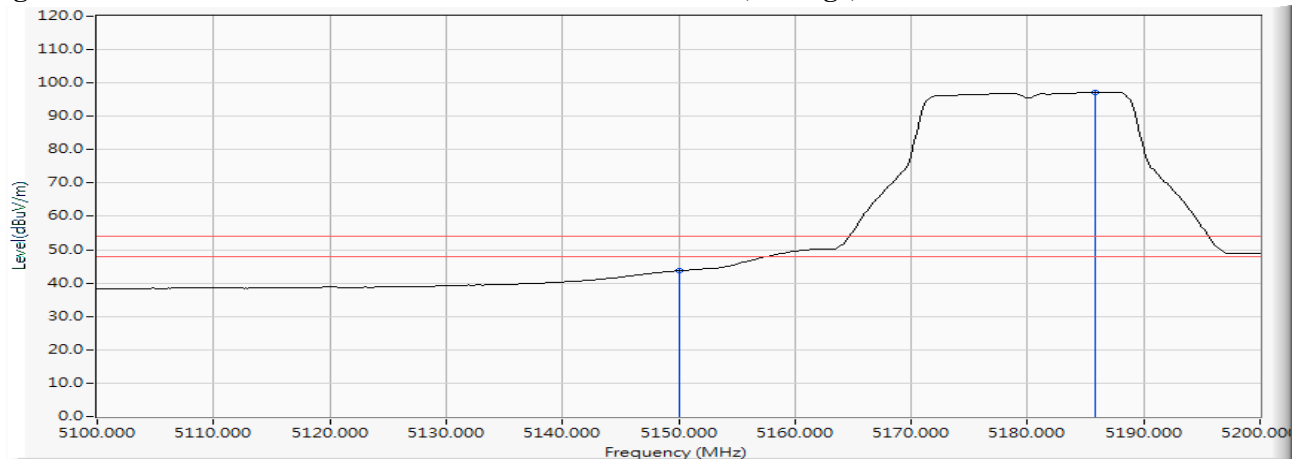
	Frequency (MHz)	Correct Factor (dB)	Reading Level (dBμV)	Measure Level (dBμV /m)	Margin (dB)	Limit (dBμV /m)	Result
Vertical	5828.986	19.950	91.493	111.444	--	--	--
Vertical	5850.000	19.992	64.479	84.471	-37.729	122.200	Pass
Vertical	5855.000	20.003	58.646	78.648	-32.152	110.800	Pass
Vertical	5875.000	20.048	49.576	69.623	-35.577	105.200	Pass
Vertical	5925.000	20.181	35.229	55.411	-12.789	68.200	Pass



Product : Intel® Wireless-AC 9260
 Test Item : Band Edge Data
 Test Date : 2017/09/28
 Test Mode : Mode 1 SISO A: Transmit (802.11n-20BW 7.2Mbps) -Channel 36 (5180MHz)

RF Radiated Measurement (Horizontal):

Channel No.	Frequency (MHz)	Correct Factor (dB)	Reading Level (dBμV)	Emission Level (dBμV/m)	Peak Limit (dBμV/m)	Average Limit (dBμV/m)	Result
36 (Peak)	5148.696	18.330	39.475	57.805	74.00	54.00	Pass
36 (Peak)	5150.000	18.335	36.039	54.373	74.00	54.00	Pass
36 (Peak)	5186.957	18.423	87.228	105.650	--	--	--
36 (Average)	5150.000	18.335	25.372	43.706	74.00	54.00	Pass
36 (Average)	5185.797	18.419	78.840	97.259	--	--	--

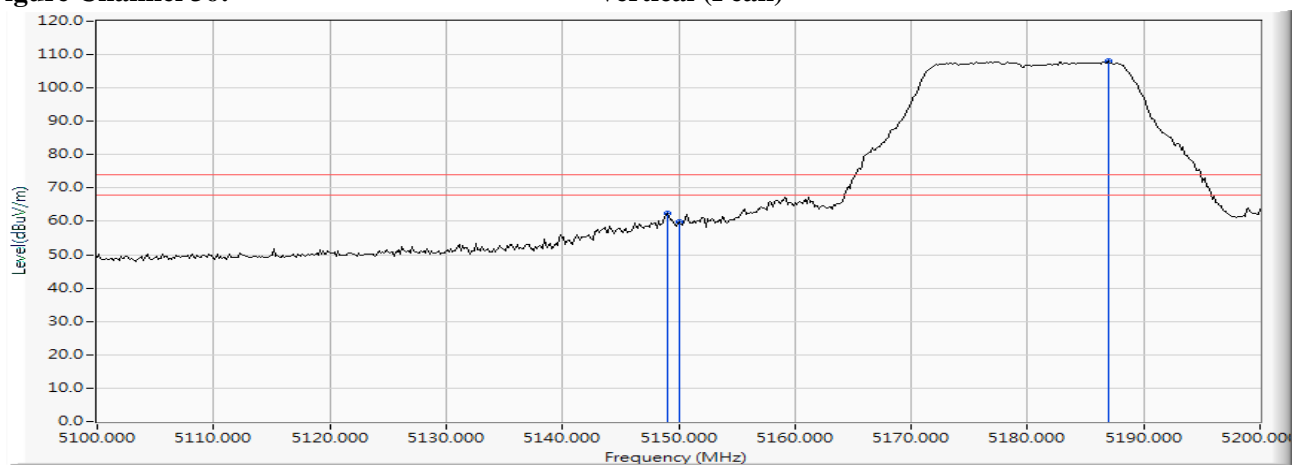
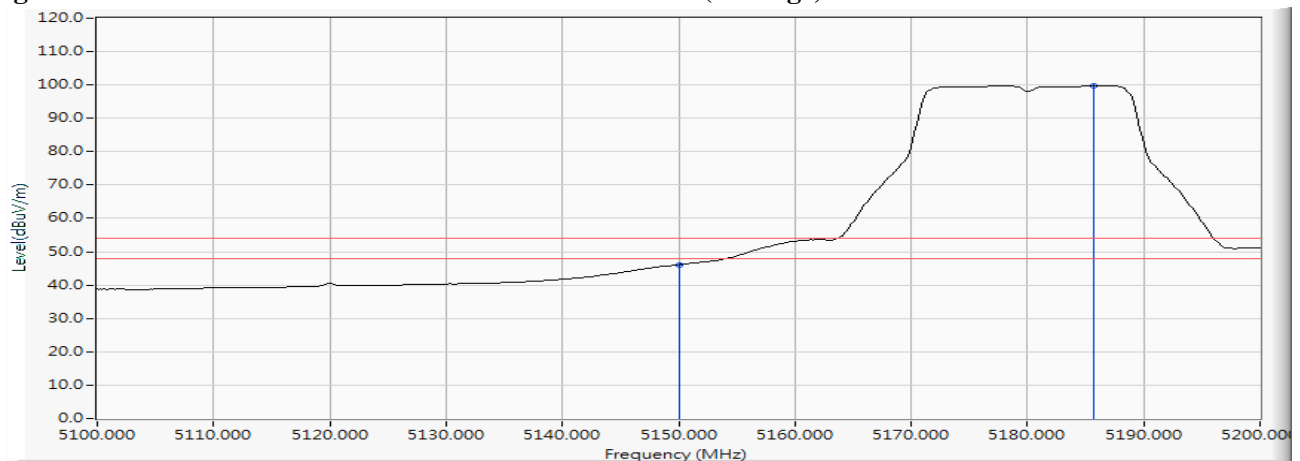
Figure Channel 36:**Horizontal (Peak)****Figure Channel 36:****Horizontal (Average)****Note:**

1. All readings above 1GHz are performed with peak and/or average measurements as necessary.
2. Peak measurements: RBW = 1MHz, VBW = 3 MHz, Sweep: Auto.
3. Average measurements: RBW = 1MHz, VBW = 10 Hz, Sweep: Auto.
4. “ * ”, means this data is the worst emission level.
5. Measurement Level = Reading Level + Correct Factor.
6. The average measurement was not performed when the peak measured data under the limit of average detection.

Product : Intel® Wireless-AC 9260
 Test Item : Band Edge Data
 Test Date : 2017/09/28
 Test Mode : Mode 1 SISO A: Transmit (802.11n-20BW 7.2Mbps) -Channel 36 (5180MHz)

RF Radiated Measurement (Vertical):

Channel No.	Frequency (MHz)	Correct Factor (dB)	Reading Level (dB μ V)	Emission Level (dB μ V/m)	Peak Limit (dB μ V/m)	Average Limit (dB μ V/m)	Result
36 (Peak)	5148.986	18.331	43.953	62.284	74.00	54.00	Pass
36 (Peak)	5150.000	18.335	41.409	59.743	74.00	54.00	Pass
36 (Peak)	5186.957	18.423	89.597	108.019	--	--	--
36 (Average)	5150.000	18.335	27.827	46.161	74.00	54.00	Pass
36 (Average)	5185.652	18.419	81.310	99.729	--	--	--

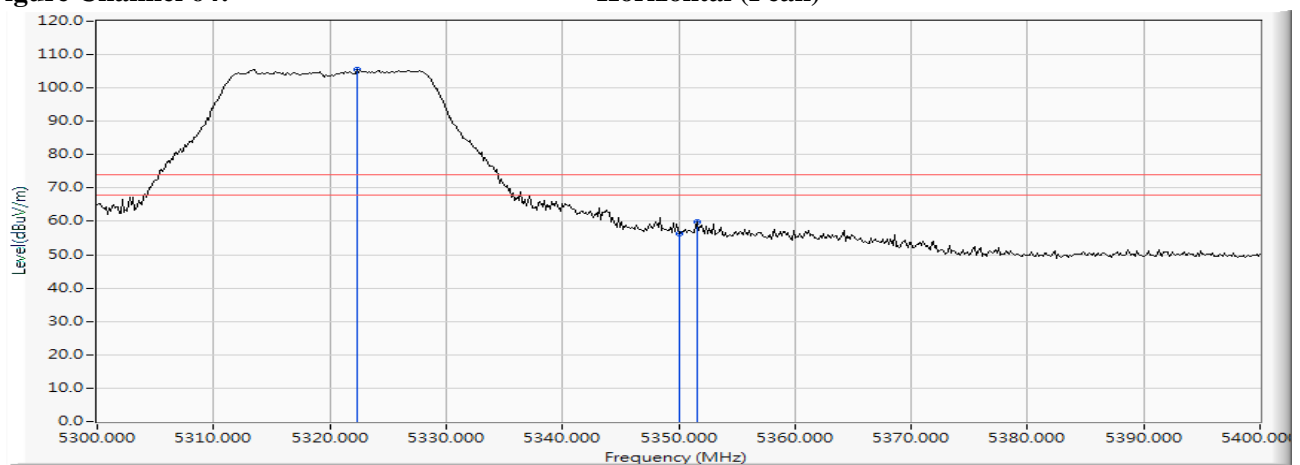
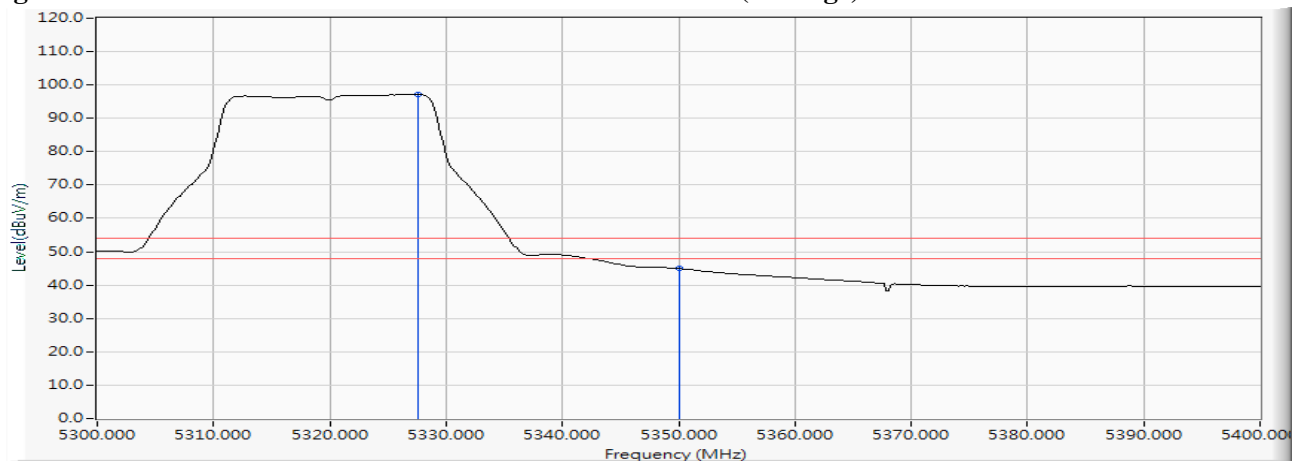
Figure Channel 36:**Vertical (Peak)****Figure Channel 36:****Vertical (Average)****Note:**

1. All readings above 1GHz are performed with peak and/or average measurements as necessary.
2. Peak measurements: RBW = 1MHz, VBW = 3 MHz, Sweep: Auto.
3. Average measurements: RBW = 1MHz, VBW = 10 Hz, Sweep: Auto.
4. “ * ”, means this data is the worst emission level.
5. Measurement Level = Reading Level + Correct Factor.
6. The average measurement was not performed when the peak measured data under the limit of average detection.

Product : Intel® Wireless-AC 9260
 Test Item : Band Edge Data
 Test Date : 2017/09/28
 Test Mode : Mode 1 SISO A: Transmit (802.11n-20BW 7.2Mbps) -Channel 64 (5320MHz)

RF Radiated Measurement (Horizontal):

Channel No.	Frequency (MHz)	Correct Factor (dB)	Reading Level (dBμV)	Emission Level (dBμV/m)	Peak Limit (dBμV/m)	Average Limit (dBμV/m)	Result
64 (Peak)	5322.319	18.749	86.881	105.629	--	--	--
64 (Peak)	5350.000	18.833	37.574	56.407	74.00	54.00	Pass
64 (Peak)	5351.594	18.836	40.889	59.724	74.00	54.00	Pass
64 (Average)	5327.536	18.761	78.418	97.178	--	--	--
64 (Average)	5350.000	18.833	26.074	44.907	74.00	54.00	Pass

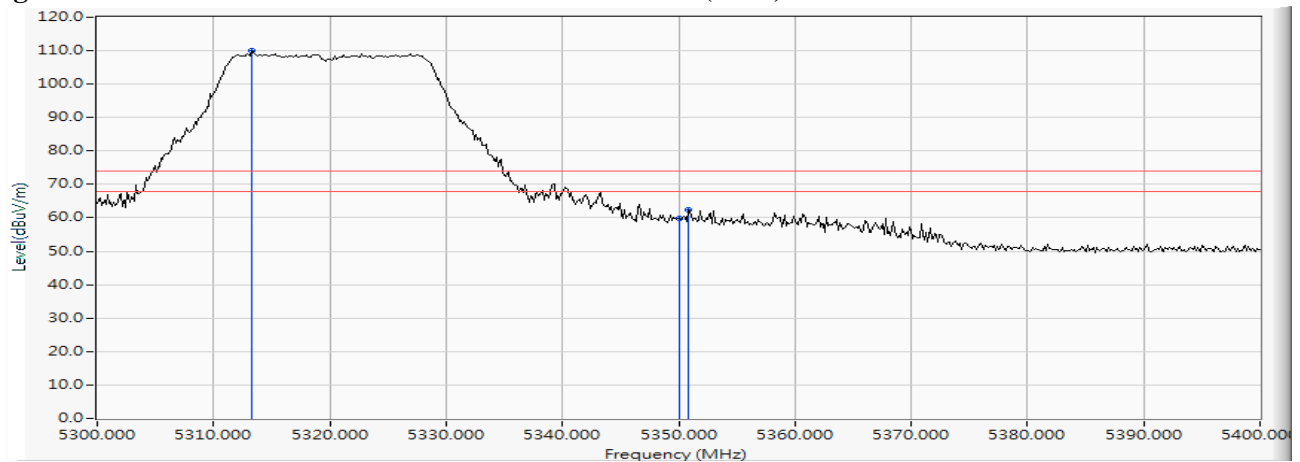
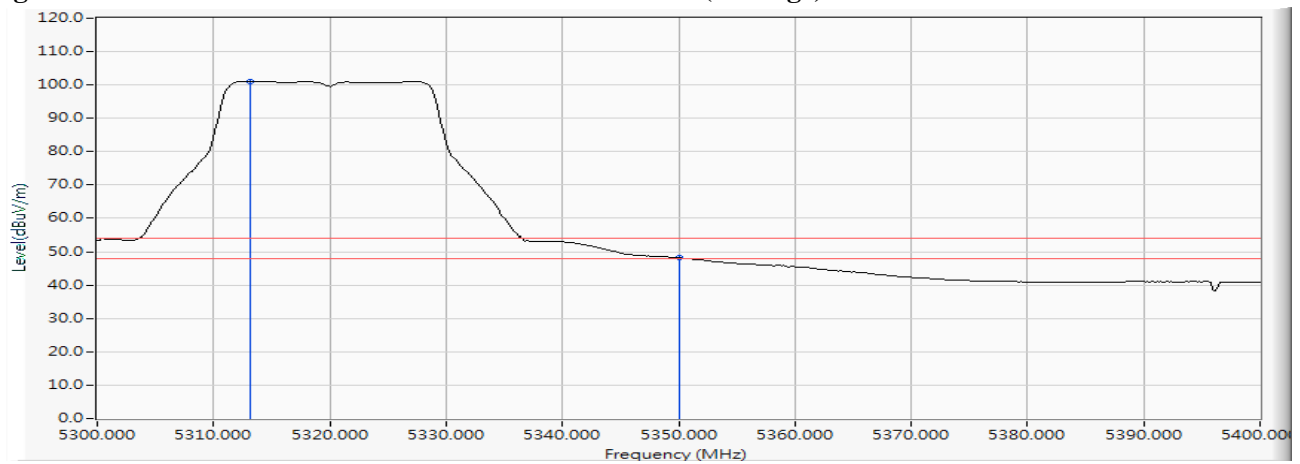
Figure Channel 64: Horizontal (Peak)**Figure Channel 64: Horizontal (Average)****Note:**

1. All readings above 1GHz are performed with peak and/or average measurements as necessary.
2. Peak measurements: RBW = 1MHz, VBW = 3 MHz, Sweep: Auto.
3. Average measurements: RBW = 1MHz, VBW = 10 Hz, Sweep: Auto.
4. “ * ”, means this data is the worst emission level.
5. Measurement Level = Reading Level + Correct Factor.
6. The average measurement was not performed when the peak measured data under the limit of average detection.

Product : Intel® Wireless-AC 9260
 Test Item : Band Edge Data
 Test Date : 2017/09/28
 Test Mode : Mode 1 SISO A: Transmit (802.11n-20BW 7.2Mbps) -Channel 64 (5320MHz)

RF Radiated Measurement (Vertical):

Channel No.	Frequency (MHz)	Correct Factor (dB)	Reading Level (dBμV)	Emission Level (dBμV/m)	Peak Limit (dBμV/m)	Average Limit (dBμV/m)	Result
64 (Peak)	5313.333	18.727	91.252	109.980	--	--	--
64 (Peak)	5350.000	18.833	40.904	59.737	74.00	54.00	Pass
64 (Peak)	5350.870	18.834	43.550	62.384	74.00	54.00	Pass
64 (Average)	5313.188	18.727	82.330	101.058	--	--	--
64 (Average)	5350.000	18.833	29.346	48.179	74.00	54.00	Pass

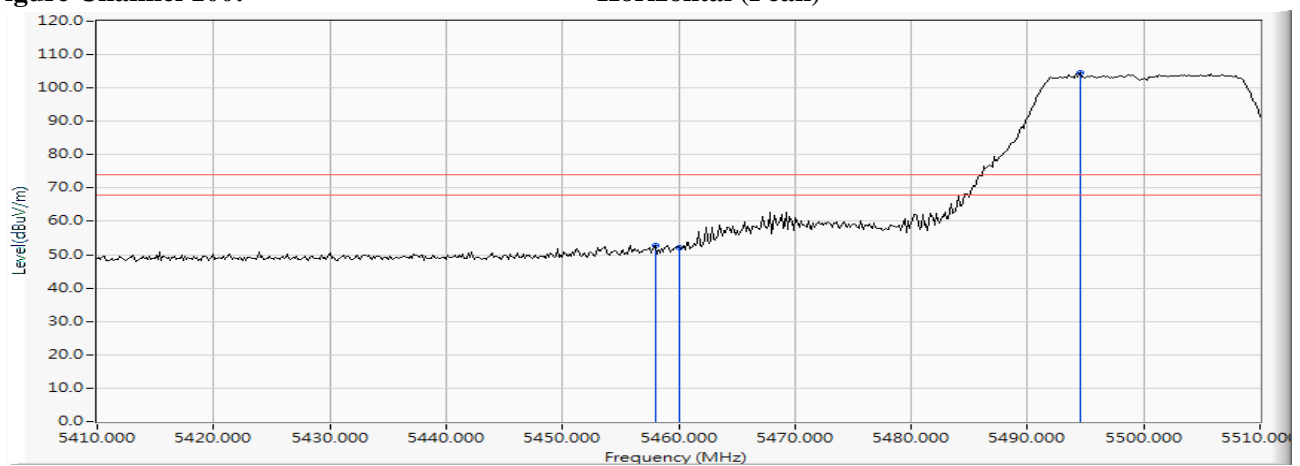
Figure Channel 64: Vertical (Peak)**Figure Channel 64: Vertical (Average)****Note:**

1. All readings above 1GHz are performed with peak and/or average measurements as necessary.
2. Peak measurements: RBW = 1MHz, VBW = 3 MHz, Sweep: Auto.
3. Average measurements: RBW = 1MHz, VBW = 10 Hz, Sweep: Auto.
4. “ * ”, means this data is the worst emission level.
5. Measurement Level = Reading Level + Correct Factor.
6. The average measurement was not performed when the peak measured data under the limit of average detection.

Product : Intel® Wireless-AC 9260
 Test Item : Band Edge Data
 Test Date : 2017/09/28
 Test Mode : Mode 1 SISO A: Transmit (802.11n-20BW 7.2Mbps) -Channel 100 (5500MHz)

RF Radiated Measurement (Horizontal):

Channel No.	Frequency (MHz)	Correct Factor (dB)	Reading Level (dBμV)	Emission Level (dBμV/m)	Peak Limit (dBμV/m)	Average Limit (dBμV/m)	Result
100 (Peak)	5457.971	19.094	33.730	52.825	74.00	54.00	Pass
100 (Peak)	5460.000	19.097	33.055	52.152	74.00	54.00	Pass
100 (Peak)	5494.493	19.188	85.335	104.524	--	--	--
100 (Average)	5460.000	19.097	21.421	40.518	74.00	54.00	Pass
100 (Average)	5503.913	19.195	77.218	96.413	--	--	--

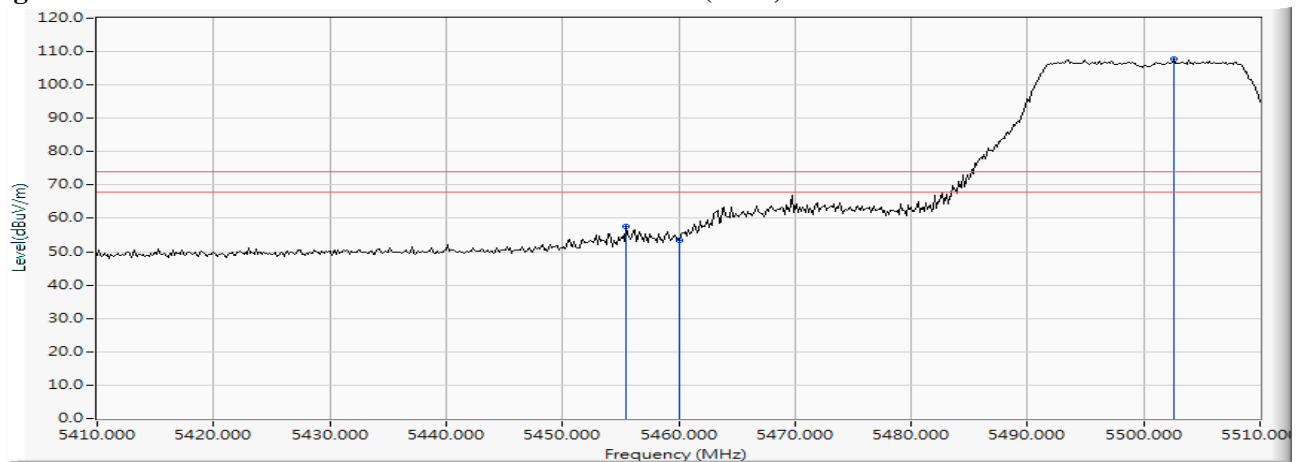
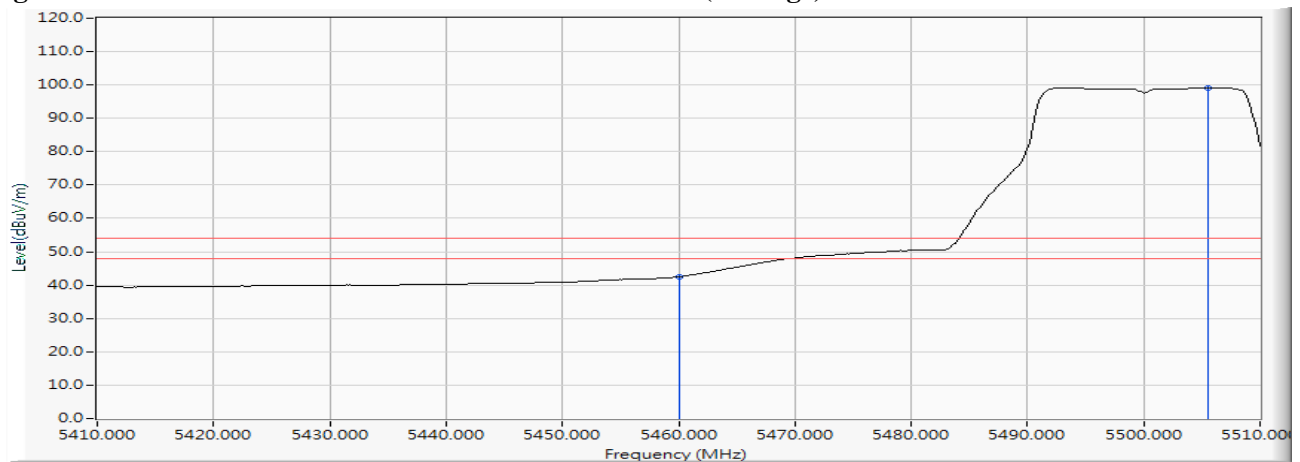
Figure Channel 100:**Horizontal (Peak)****Figure Channel 100:****Horizontal (Average)****Note:**

1. All readings above 1GHz are performed with peak and/or average measurements as necessary.
2. Peak measurements: RBW = 1MHz, VBW = 3 MHz, Sweep: Auto.
3. Average measurements: RBW = 1MHz, VBW = 10 Hz, Sweep: Auto.
4. “ * ”, means this data is the worst emission level.
5. Measurement Level = Reading Level + Correct Factor.
6. The average measurement was not performed when the peak measured data under the limit of average detection.

Product : Intel® Wireless-AC 9260
 Test Item : Band Edge Data
 Test Date : 2017/09/28
 Test Mode : Mode 1 SISO A: Transmit (802.11n-20BW 7.2Mbps) -Channel 100 (5500MHz)

RF Radiated Measurement (Vertical):

Channel No.	Frequency (MHz)	Correct Factor (dB)	Reading Level (dBμV)	Emission Level (dBμV/m)	Peak Limit (dBμV/m)	Average Limit (dBμV/m)	Result
100 (Peak)	5455.507	19.088	38.481	57.569	74.00	54.00	Pass
100 (Peak)	5460.000	19.097	34.334	53.431	74.00	54.00	Pass
100 (Peak)	5502.609	19.195	88.481	107.676	--	--	--
100 (Average)	5460.000	19.097	23.445	42.542	74.00	54.00	Pass
100 (Average)	5505.507	19.196	79.855	99.050	--	--	--

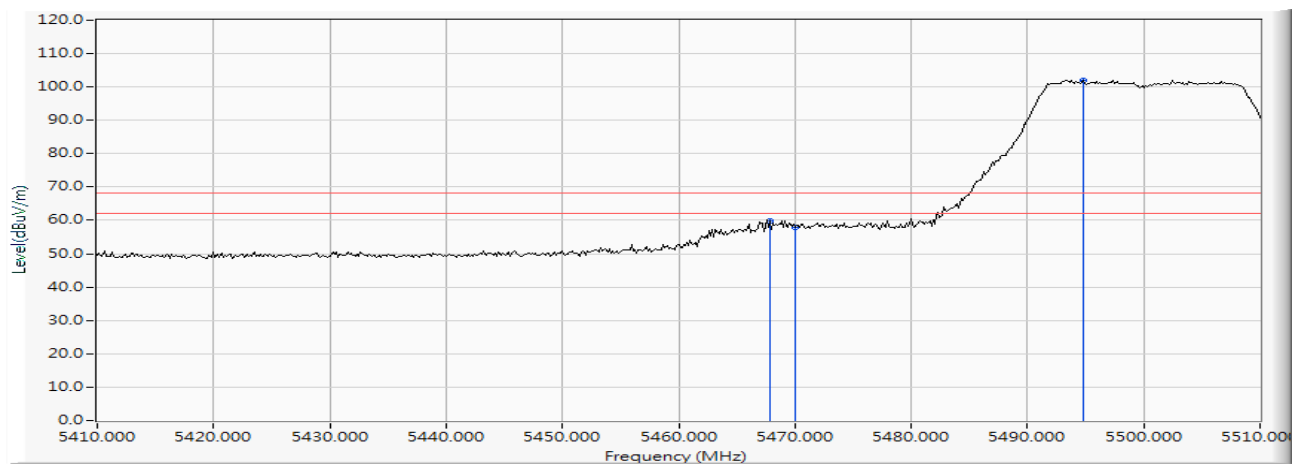
Figure Channel 100:**Vertical (Peak)****Figure Channel 100:****Vertical (Average)****Note:**

1. All readings above 1GHz are performed with peak and/or average measurements as necessary.
2. Peak measurements: RBW = 1MHz, VBW = 3 MHz, Sweep: Auto.
3. Average measurements: RBW = 1MHz, VBW = 10 Hz, Sweep: Auto.
4. “ * ”, means this data is the worst emission level.
5. Measurement Level = Reading Level + Correct Factor.
6. The average measurement was not performed when the peak measured data under the limit of average detection.

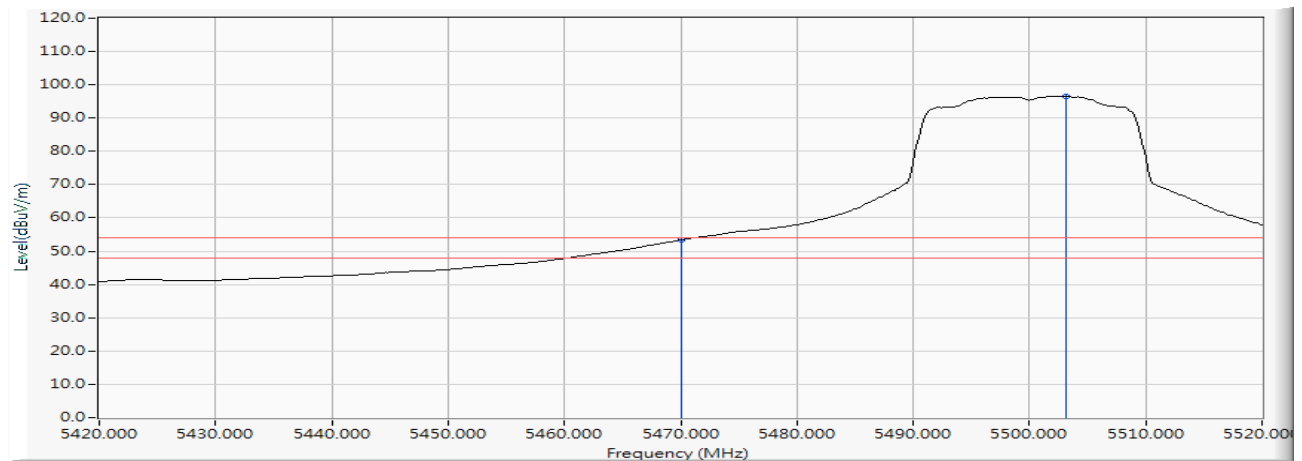
Product : Intel® Wireless-AC 9260
 Test Item : Band Edge Data
 Test Date : 2017/09/29
 Test Mode : Mode 1 SISO A: Transmit (802.11n-20BW 7.2Mbps) -Channel 100 (5500MHz)

RF Radiated Measurement:

	Frequency (MHz)	Correct Factor (dB)	Reading Level (dBμV)	Measure Level (dBμV /m)	Margin (dB)	Limit (dBμV /m)	Result
Horizontal	5467.826	19.107	40.783	59.890	-8.330	68.220	Pass
Horizontal	5470.000	19.110	38.691	57.801	-10.419	68.220	Pass
Horizontal	5494.783	19.189	82.849	102.038	--	--	--



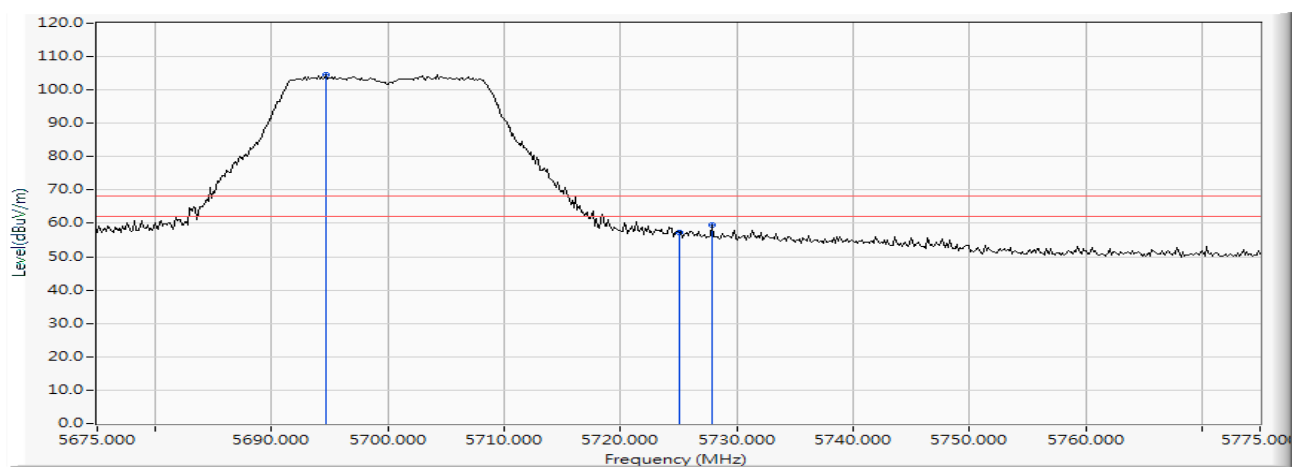
	Frequency (MHz)	Correct Factor (dB)	Reading Level (dBμV)	Measure Level (dBμV /m)	Margin (dB)	Limit (dBμV /m)	Result
Vertical	5469.130	19.108	47.146	66.255	-1.965	68.220	Pass
Vertical	5470.000	19.110	42.412	61.522	-6.698	68.220	Pass
Vertical	5494.348	19.188	88.742	107.931	--	--	--



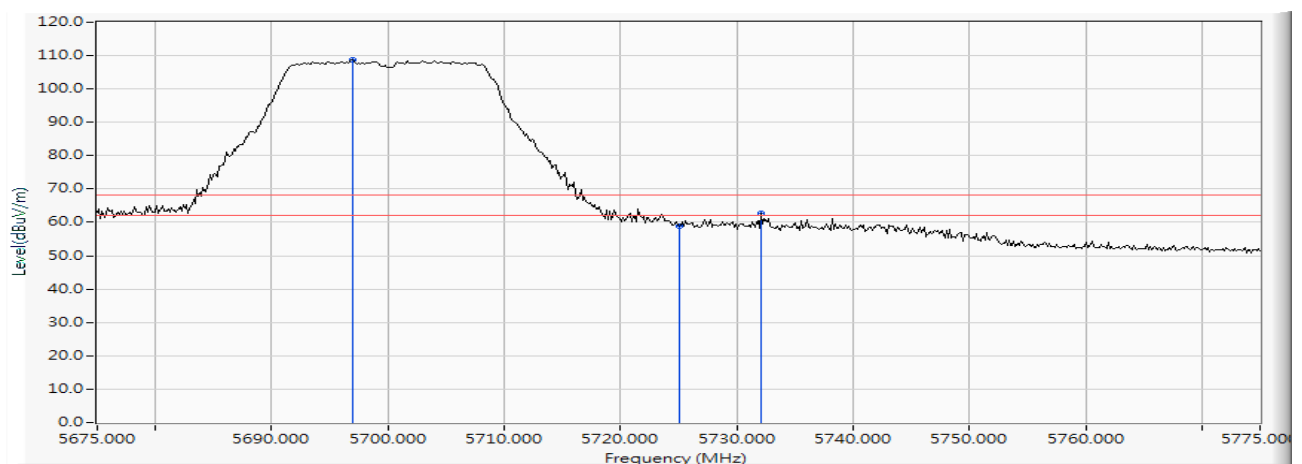
Product : Intel® Wireless-AC 9260
 Test Item : Band Edge Data
 Test Date : 2017/09/29
 Test Mode : Mode 1 SISO A: Transmit (802.11n-20BW 7.2Mbps) -Channel 140 (5700MHz)

RF Radiated Measurement:

	Frequency (MHz)	Correct Factor (dB)	Reading Level (dBμV)	Measure Level (dBμV /m)	Margin (dB)	Limit (dBμV /m)	Result
Horizontal	5694.710	19.646	84.854	104.501	--	--	--
Horizontal	5725.000	19.725	37.537	57.262	-10.958	68.220	Pass
Horizontal	5727.899	19.732	39.797	59.529	-8.691	68.220	Pass



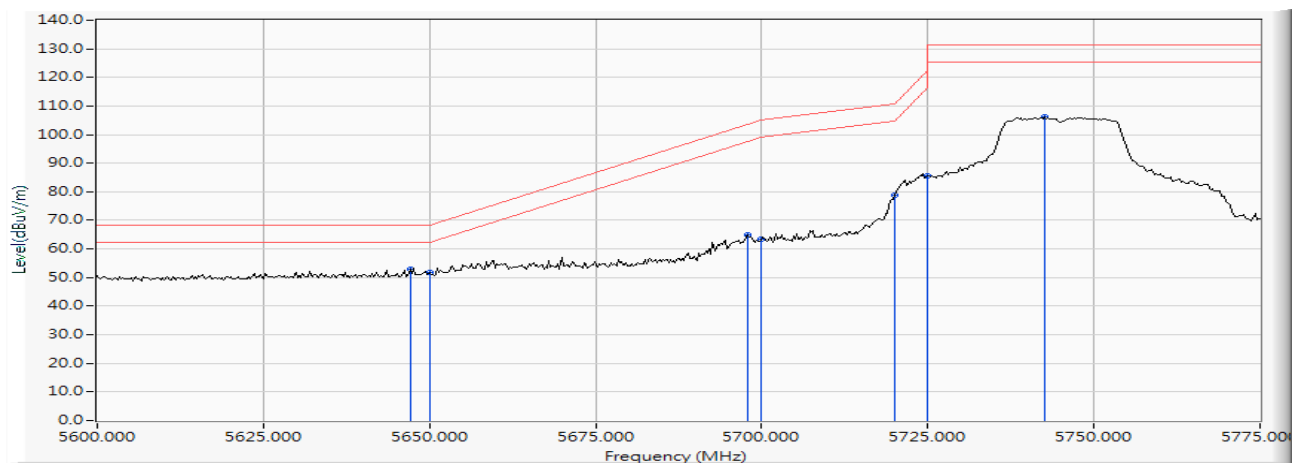
	Frequency (MHz)	Correct Factor (dB)	Reading Level (dBμV)	Measure Level (dBμV /m)	Margin (dB)	Limit (dBμV /m)	Result
Vertical	5697.029	19.652	89.229	108.881	--	--	--
Vertical	5725.000	19.725	39.123	58.848	-9.372	68.220	Pass
Vertical	5732.101	19.740	42.844	62.584	-5.636	68.220	Pass



Product : Intel® Wireless-AC 9260
 Test Item : Band Edge Data
 Test Date : 2017/09/29
 Test Mode : Mode 1 SISO A: Transmit (802.11n-20BW 7.2Mbps) -Channel 149 (5745MHz)

RF Radiated Measurement:

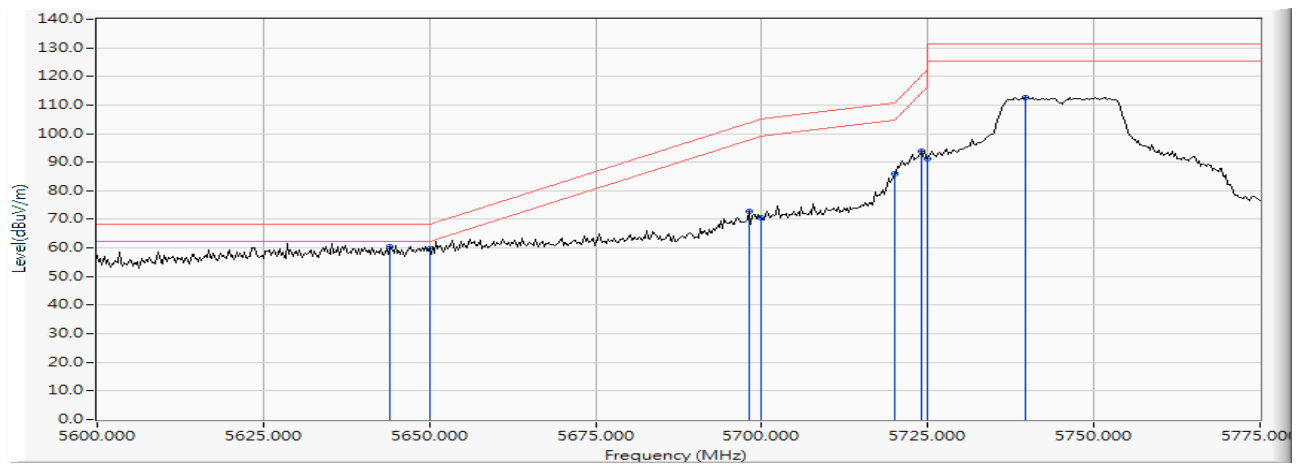
	Frequency (MHz)	Correct Factor (dB)	Reading Level (dBμV)	Measure Level (dBμV /m)	Margin (dB)	Limit (dBμV /m)	Result
Horizontal	5647.174	19.530	33.559	53.088	-15.132	68.220	Pass
Horizontal	5650.000	19.535	32.264	51.800	-16.420	68.220	Pass
Horizontal	5697.899	19.654	45.100	64.754	-38.892	103.646	Pass
Horizontal	5700.000	19.659	43.726	63.385	-41.815	105.200	Pass
Horizontal	5720.000	19.711	59.258	78.969	-31.831	110.800	Pass
Horizontal	5725.000	19.725	65.839	85.564	-36.636	122.200	Pass
Horizontal	5742.536	19.757	86.611	106.368	--	--	--



Product : Intel® Wireless-AC 9260
 Test Item : Band Edge Data
 Test Date : 2017/09/29
 Test Mode : Mode 1 SISO A: Transmit (802.11n-20BW 7.2Mbps) -Channel 149 (5745MHz)

RF Radiated Measurement:

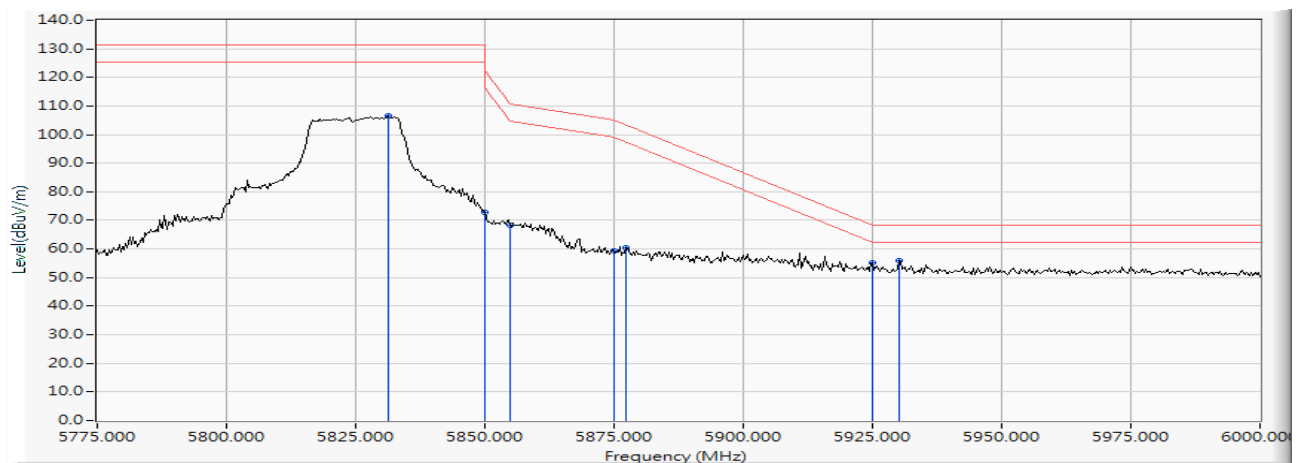
	Frequency (MHz)	Correct Factor (dB)	Reading Level (dBμV)	Measure Level (dBμV /m)	Margin (dB)	Limit (dBμV /m)	Result
Vertical	5644.130	19.522	40.857	60.379	-7.841	68.220	Pass
Vertical	5650.000	19.535	40.107	59.643	-8.577	68.220	Pass
Vertical	5698.152	19.655	53.230	72.884	-30.949	103.833	Pass
Vertical	5700.000	19.659	50.735	70.394	-34.806	105.200	Pass
Vertical	5720.000	19.711	66.372	86.083	-24.717	110.800	Pass
Vertical	5724.022	19.722	74.198	93.920	-26.050	119.970	Pass
Vertical	5725.000	19.725	71.417	91.142	-31.058	122.200	Pass
Vertical	5739.746	19.752	92.851	112.603	--	--	--



Product : Intel® Wireless-AC 9260
 Test Item : Band Edge Data
 Test Date : 2017/09/29
 Test Mode : Mode 1 SISO A: Transmit (802.11n-20BW 7.2Mbps) -Channel 165 (5825MHz)

RF Radiated Measurement:

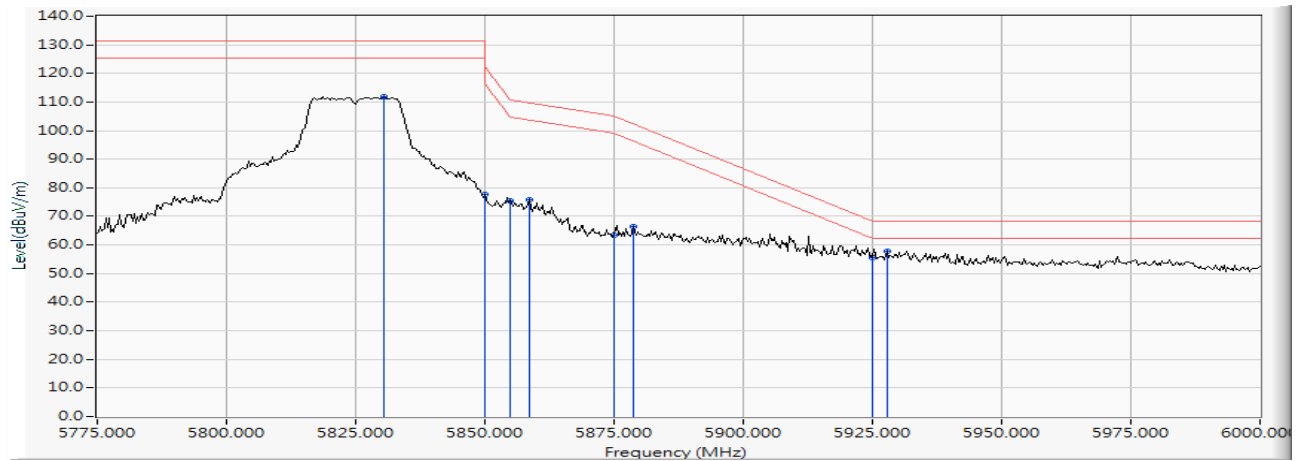
	Frequency (MHz)	Correct Factor (dB)	Reading Level (dBμV)	Measure Level (dBμV /m)	Margin (dB)	Limit (dBμV /m)	Result
Horizontal	5831.413	19.958	86.477	106.434	--	--	--
Horizontal	5850.000	19.992	52.706	72.698	-49.502	122.200	Pass
Horizontal	5855.000	20.003	48.334	68.336	-42.464	110.800	Pass
Horizontal	5875.000	20.048	39.216	59.263	-45.937	105.200	Pass
Horizontal	5877.391	20.053	40.490	60.543	-42.888	103.431	Pass
Horizontal	5925.000	20.181	34.844	55.026	-13.174	68.200	Pass
Horizontal	5930.217	20.193	35.853	56.047	-12.153	68.200	Pass



Product : Intel® Wireless-AC 9260
 Test Item : Band Edge Data
 Test Date : 2017/09/29
 Test Mode : Mode 1 SISO A: Transmit (802.11n-20BW 7.2Mbps) -Channel 165 (5825MHz)

RF Radiated Measurement:

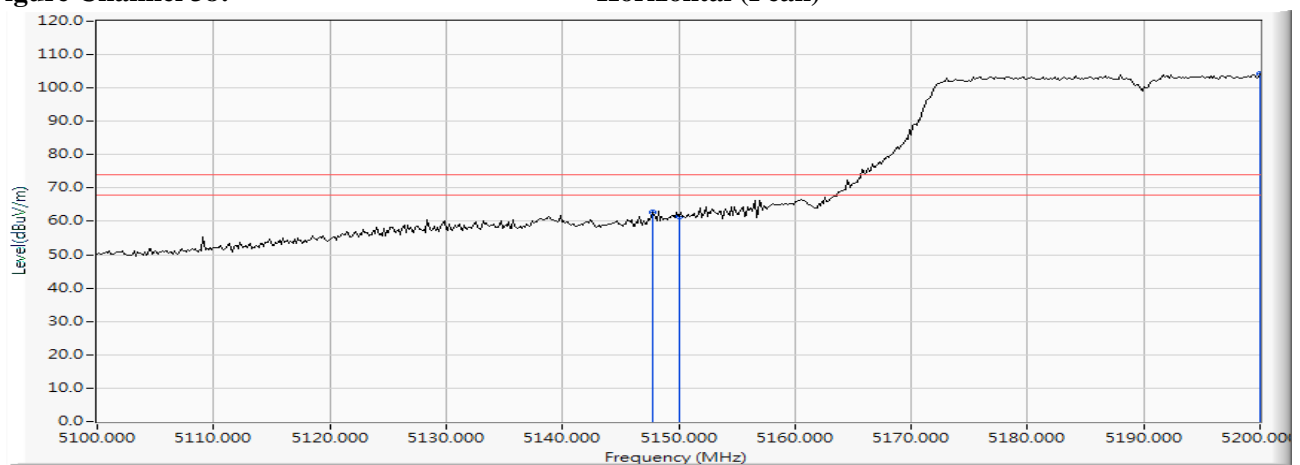
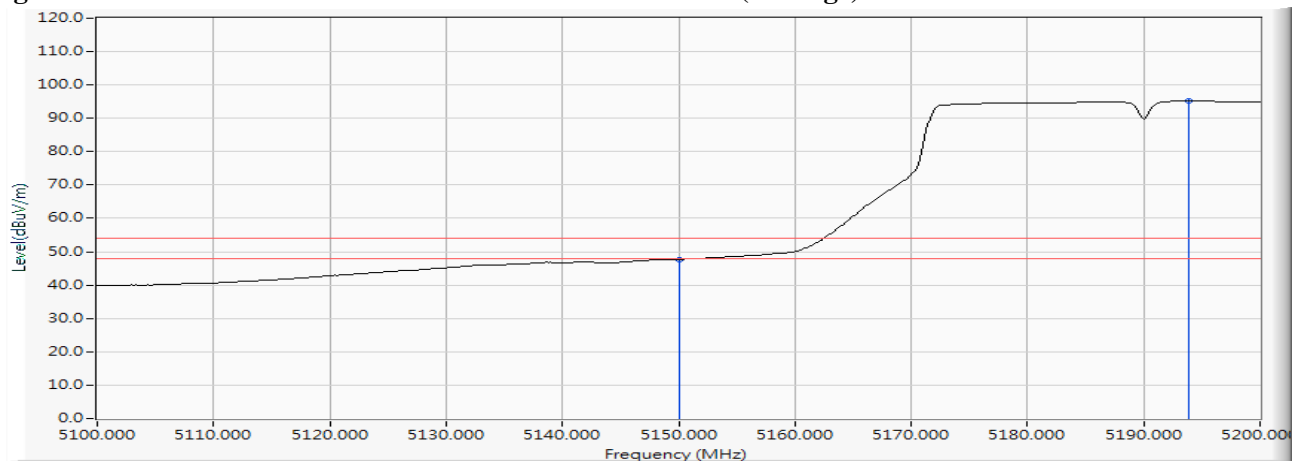
	Frequency (MHz)	Correct Factor (dB)	Reading Level (dBμV)	Measure Level (dBμV /m)	Margin (dB)	Limit (dBμV /m)	Result
Vertical	5830.435	19.955	92.022	111.977	--	--	--
Vertical	5850.000	19.992	57.653	77.645	-44.555	122.200	Pass
Vertical	5855.000	20.003	55.358	75.360	-35.440	110.800	Pass
Vertical	5858.478	20.009	55.846	75.856	-33.970	109.826	Pass
Vertical	5875.000	20.048	43.530	63.577	-41.623	105.200	Pass
Vertical	5878.696	20.057	46.515	66.571	-35.894	102.465	Pass
Vertical	5925.000	20.181	35.238	55.420	-12.780	68.200	Pass
Vertical	5927.935	20.189	37.557	57.746	-10.454	68.200	Pass



Product : Intel® Wireless-AC 9260
 Test Item : Band Edge Data
 Test Date : 2017/09/28
 Test Mode : Mode 1 SISO A: Transmit (802.11n-40BW 15Mbps) -Channel 38 (5190MHz)

RF Radiated Measurement (Horizontal):

Channel No.	Frequency (MHz)	Correct Factor (dB)	Reading Level (dBμV)	Emission Level (dBμV/m)	Peak Limit (dBμV/m)	Average Limit (dBμV/m)	Result
38 (Peak)	5147.826	18.327	44.527	62.854	74.00	54.00	Pass
38 (Peak)	5150.000	18.335	43.086	61.420	74.00	54.00	Pass
38 (Peak)	5200.000	18.439	85.749	104.188	--	--	--
38 (Average)	5150.000	18.335	29.343	47.677	74.00	54.00	Pass
38 (Average)	5193.913	18.431	76.805	95.236	--	--	--

Figure Channel 38: Horizontal (Peak)**Figure Channel 38: Horizontal (Average)**

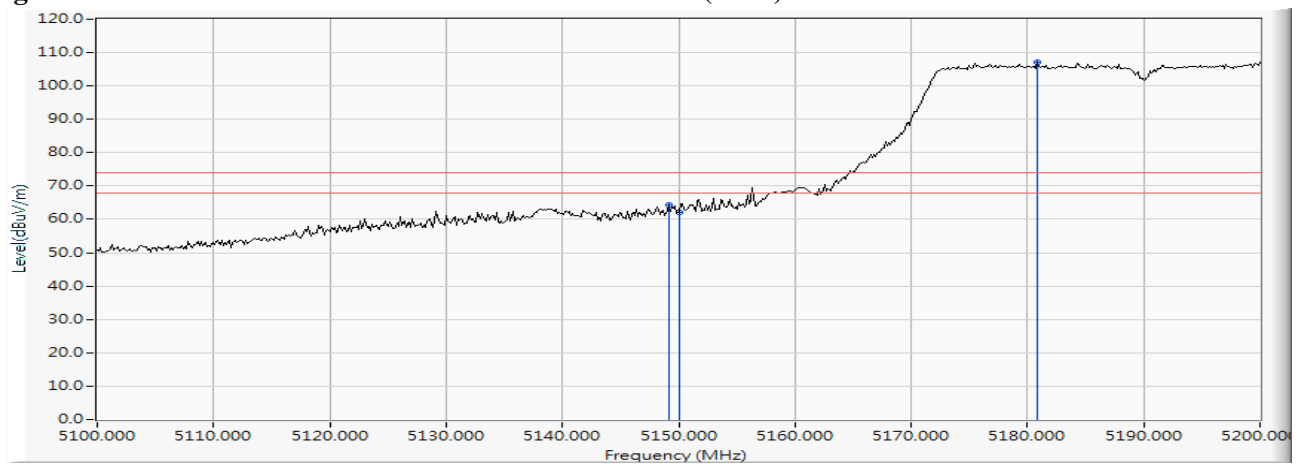
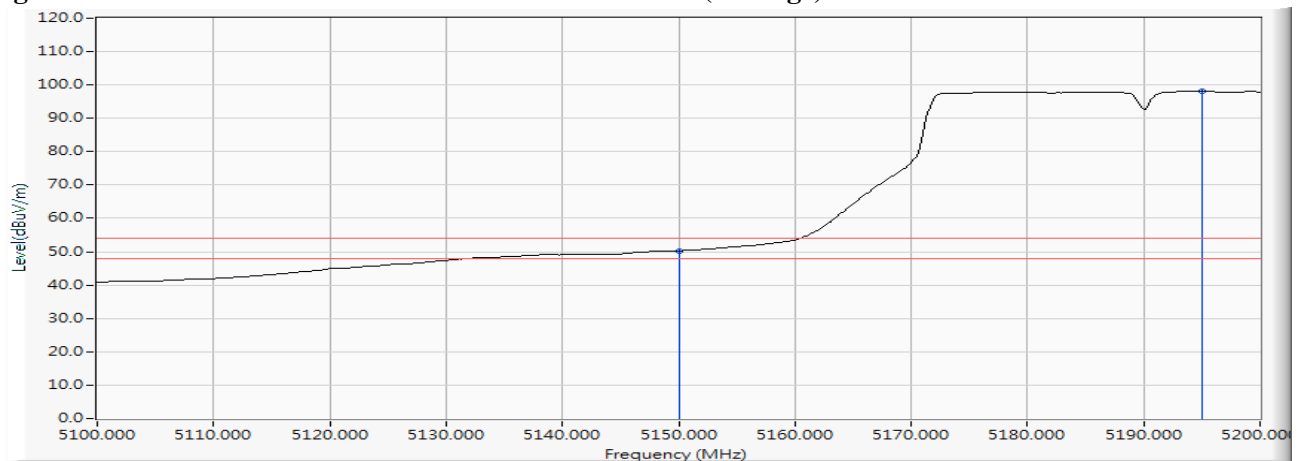
Note:

1. All readings above 1GHz are performed with peak and/or average measurements as necessary.
2. Peak measurements: RBW = 1MHz, VBW = 3 MHz, Sweep: Auto.
3. Average measurements: RBW = 1MHz, VBW = 10 Hz, Sweep: Auto.
4. “ * ”, means this data is the worst emission level.
5. Measurement Level = Reading Level + Correct Factor.
6. The average measurement was not performed when the peak measured data under the limit of average detection.

Product : Intel® Wireless-AC 9260
 Test Item : Band Edge Data
 Test Date : 2017/09/28
 Test Mode : Mode 1 SISO A: Transmit (802.11n-40BW 15Mbps) -Channel 38 (5190MHz)

RF Radiated Measurement (Vertical):

Channel No.	Frequency (MHz)	Correct Factor (dB)	Reading Level (dBμV)	Emission Level (dBμV/m)	Peak Limit (dBμV/m)	Average Limit (dBμV/m)	Result
38 (Peak)	5149.130	18.331	45.975	64.306	74.00	54.00	Pass
38 (Peak)	5150.000	18.335	43.914	62.248	74.00	54.00	Pass
38 (Peak)	5180.870	18.405	88.621	107.026	--	--	--
38 (Average)	5150.000	18.335	31.983	50.317	74.00	54.00	Pass
38 (Average)	5195.072	18.433	79.650	98.083	--	--	--

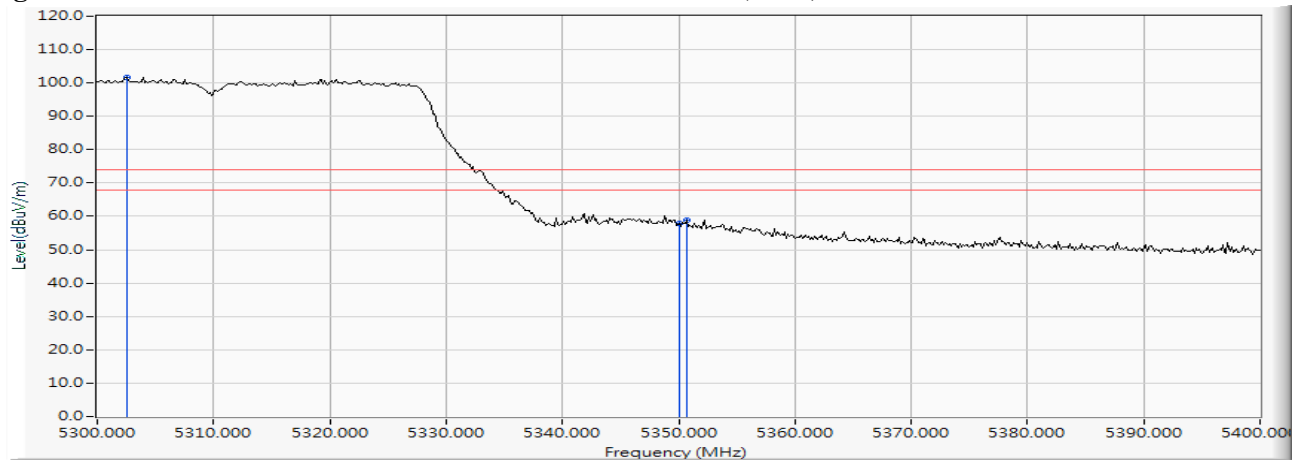
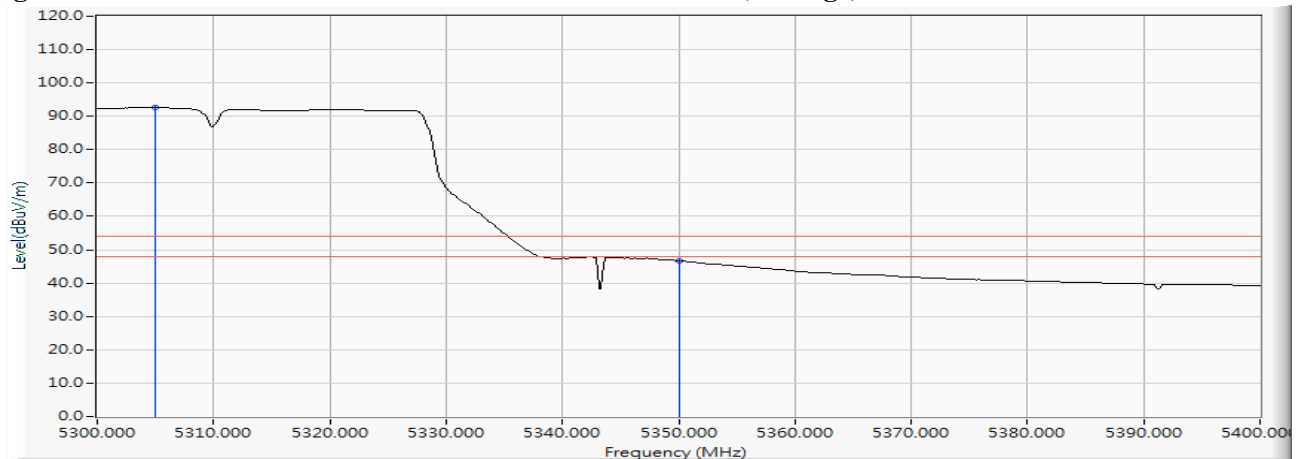
Figure Channel 38:**Vertical (Peak)****Figure Channel 38:****Vertical (Average)****Note:**

1. All readings above 1GHz are performed with peak and/or average measurements as necessary.
2. Peak measurements: RBW = 1MHz, VBW = 3 MHz, Sweep: Auto.
3. Average measurements: RBW = 1MHz, VBW = 10 Hz, Sweep: Auto.
4. “ * ”, means this data is the worst emission level.
5. Measurement Level = Reading Level + Correct Factor.
6. The average measurement was not performed when the peak measured data under the limit of average detection.

Product : Intel® Wireless-AC 9260
 Test Item : Band Edge Data
 Test Date : 2017/09/28
 Test Mode : Mode 1 SISO A: Transmit (802.11n-40BW 15Mbps) -Channel 62 (5310MHz)

RF Radiated Measurement (Horizontal):

Channel No.	Frequency (MHz)	Correct Factor (dB)	Reading Level (dBμV)	Emission Level (dBμV/m)	Peak Limit (dBμV/m)	Average Limit (dBμV/m)	Result
62 (Peak)	5302.609	18.703	82.966	101.669	--	--	--
62 (Peak)	5350.000	18.833	39.063	57.896	74.00	54.00	Pass
62 (Peak)	5350.725	18.834	40.117	58.951	74.00	54.00	Pass
62 (Average)	5304.928	18.708	73.931	92.639	--	--	--
62 (Average)	5350.000	18.833	27.838	46.671	74.00	54.00	Pass

Figure Channel 62: Horizontal (Peak)**Figure Channel 62: Horizontal (Average)**

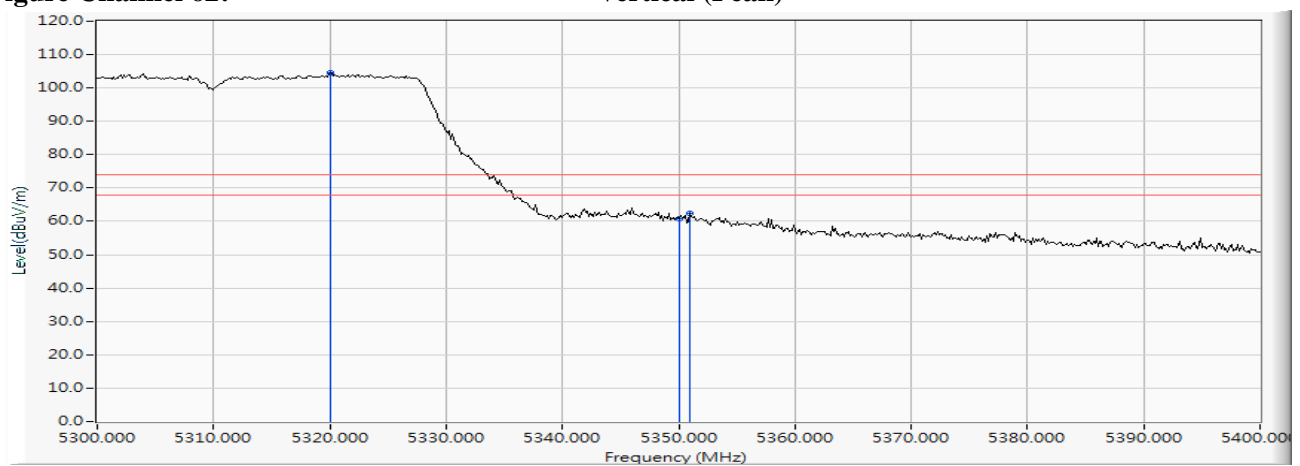
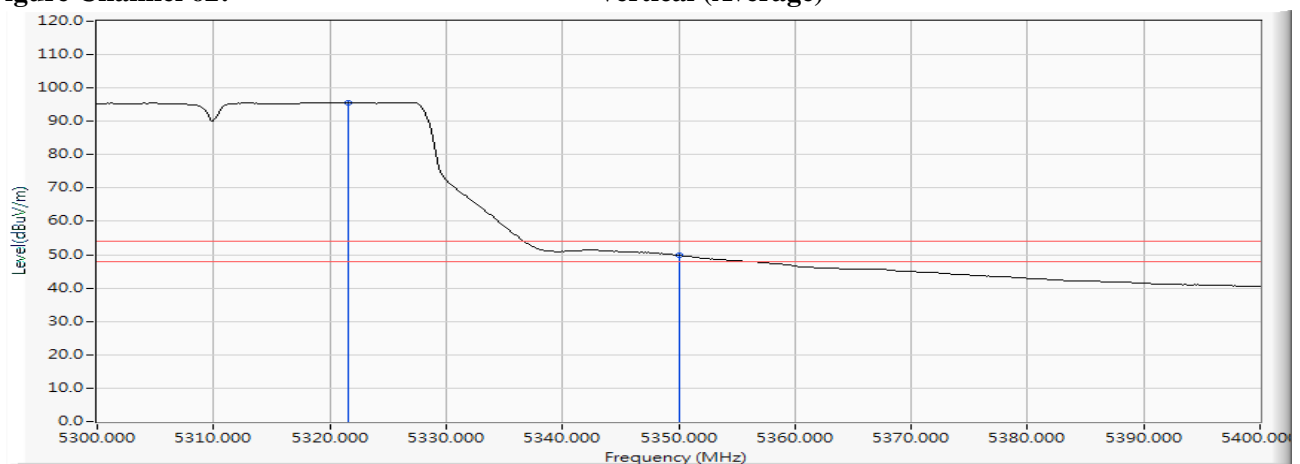
Note:

1. All readings above 1GHz are performed with peak and/or average measurements as necessary.
2. Peak measurements: RBW = 1MHz, VBW = 3 MHz, Sweep: Auto.
3. Average measurements: RBW = 1MHz, VBW = 10 Hz, Sweep: Auto.
4. “ * ”, means this data is the worst emission level.
5. Measurement Level = Reading Level + Correct Factor.
6. The average measurement was not performed when the peak measured data under the limit of average detection.

Product : Intel® Wireless-AC 9260
 Test Item : Band Edge Data
 Test Date : 2017/09/28
 Test Mode : Mode 1 SISO A: Transmit (802.11n-40BW 15Mbps) -Channel 62 (5310MHz)

RF Radiated Measurement (Vertical):

Channel No.	Frequency (MHz)	Correct Factor (dB)	Reading Level (dBμV)	Emission Level (dBμV/m)	Peak Limit (dBμV/m)	Average Limit (dBμV/m)	Result
62 (Peak)	5320.000	18.744	85.706	104.449	--	--	--
62 (Peak)	5350.000	18.833	41.928	60.761	74.00	54.00	Pass
62 (Peak)	5351.014	18.834	43.420	62.254	74.00	54.00	Pass
62 (Average)	5321.594	18.747	76.958	95.705	--	--	--
62 (Average)	5350.000	18.833	30.937	49.770	74.00	54.00	Pass

Figure Channel 62: Vertical (Peak)**Figure Channel 62: Vertical (Average)**

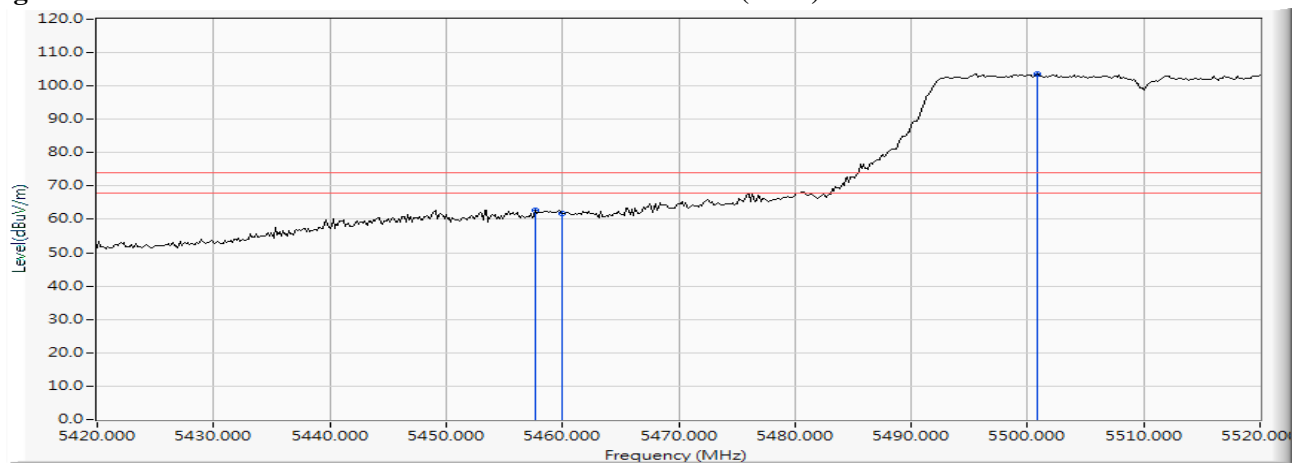
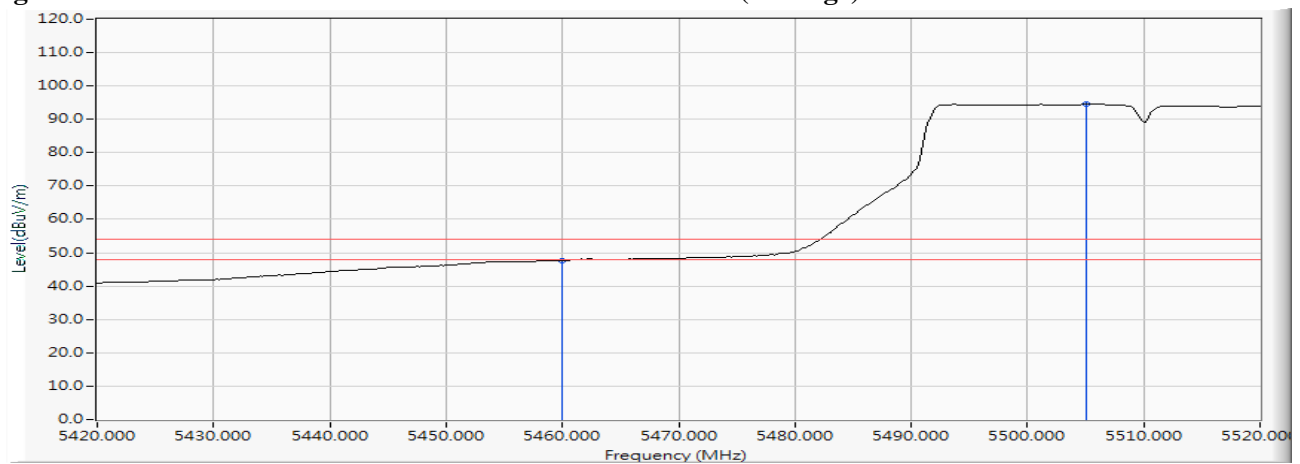
Note:

1. All readings above 1GHz are performed with peak and/or average measurements as necessary.
2. Peak measurements: RBW = 1MHz, VBW = 3 MHz, Sweep: Auto.
3. Average measurements: RBW = 1MHz, VBW = 10 Hz, Sweep: Auto.
4. “ * ”, means this data is the worst emission level.
5. Measurement Level = Reading Level + Correct Factor.
6. The average measurement was not performed when the peak measured data under the limit of average detection.

Product : Intel® Wireless-AC 9260
 Test Item : Band Edge Data
 Test Date : 2017/09/28
 Test Mode : Mode 1 SISO A: Transmit (802.11n-40BW 15Mbps) -Channel 102 (5510MHz)

RF Radiated Measurement (Horizontal):

Channel No.	Frequency (MHz)	Correct Factor (dB)	Reading Level (dBμV)	Emission Level (dBμV/m)	Peak Limit (dBμV/m)	Average Limit (dBμV/m)	Result
102 (Peak)	5457.681	19.095	43.799	62.893	74.00	54.00	Pass
102 (Peak)	5460.000	19.097	42.699	61.796	74.00	54.00	Pass
102 (Peak)	5500.870	19.194	84.514	103.708	--	--	--
102 (Average)	5460.000	19.097	28.509	47.606	74.00	54.00	Pass
102 (Average)	5505.072	19.195	75.298	94.493	--	--	--

Figure Channel 102: Horizontal (Peak)

Figure Channel 102: Horizontal (Average)


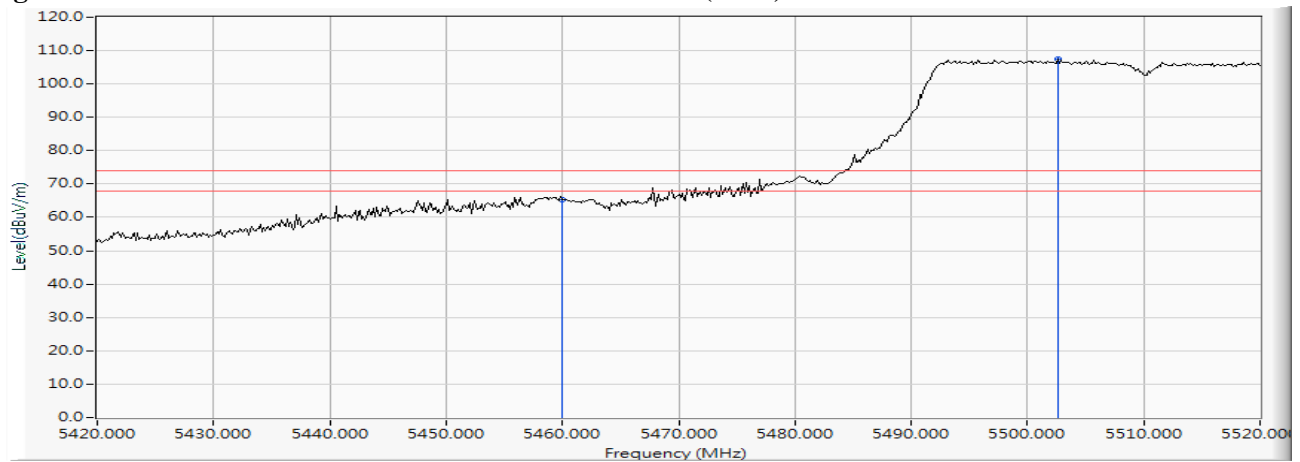
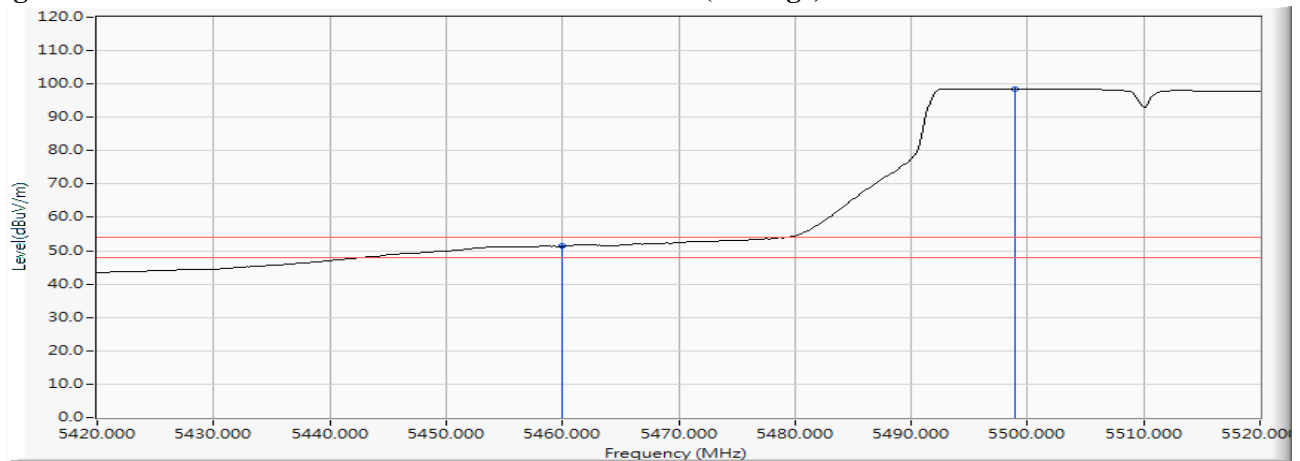
Note:

1. All readings above 1GHz are performed with peak and/or average measurements as necessary.
2. Peak measurements: RBW = 1MHz, VBW = 3 MHz, Sweep: Auto.
3. Average measurements: RBW = 1MHz, VBW = 10 Hz, Sweep: Auto.
4. “ * ”, means this data is the worst emission level.
5. Measurement Level = Reading Level + Correct Factor.
6. The average measurement was not performed when the peak measured data under the limit of average detection.

Product : Intel® Wireless-AC 9260
 Test Item : Band Edge Data
 Test Date : 2017/09/28
 Test Mode : Mode 1 SISO A: Transmit (802.11n-40BW 15Mbps) -Channel 102 (5510MHz)

RF Radiated Measurement (Vertical):

Channel No.	Frequency (MHz)	Correct Factor (dB)	Reading Level (dB μ V)	Emission Level (dB μ V/m)	Peak Limit (dB μ V/m)	Average Limit (dB μ V/m)	Result
102 (Peak)	5460.000	19.097	46.057	65.154	74.00	54.00	Pass
102 (Peak)	5502.609	19.195	88.384	107.579	--	--	--
102 (Average)	5460.000	19.097	32.239	51.336	74.00	54.00	Pass
102 (Average)	5498.986	19.192	79.300	98.493	--	--	--

Figure Channel 102:**Vertical (Peak)****Figure Channel 102:****Vertical (Average)**

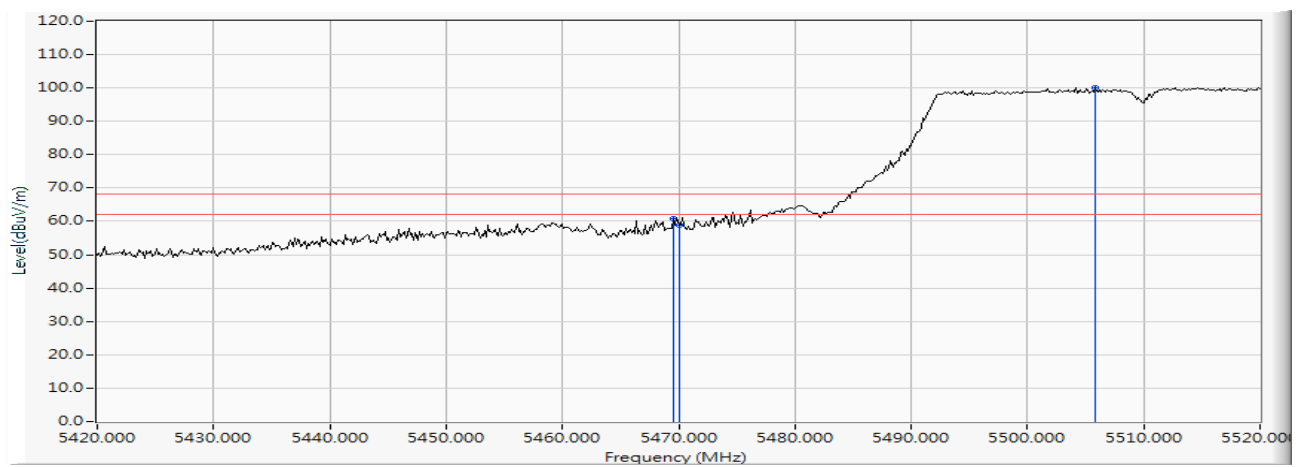
Note:

1. All readings above 1GHz are performed with peak and/or average measurements as necessary.
2. Peak measurements: RBW = 1MHz, VBW = 3 MHz, Sweep: Auto.
3. Average measurements: RBW = 1MHz, VBW = 10 Hz, Sweep: Auto.
4. “ * ”, means this data is the worst emission level.
5. Measurement Level = Reading Level + Correct Factor.
6. The average measurement was not performed when the peak measured data under the limit of average detection.

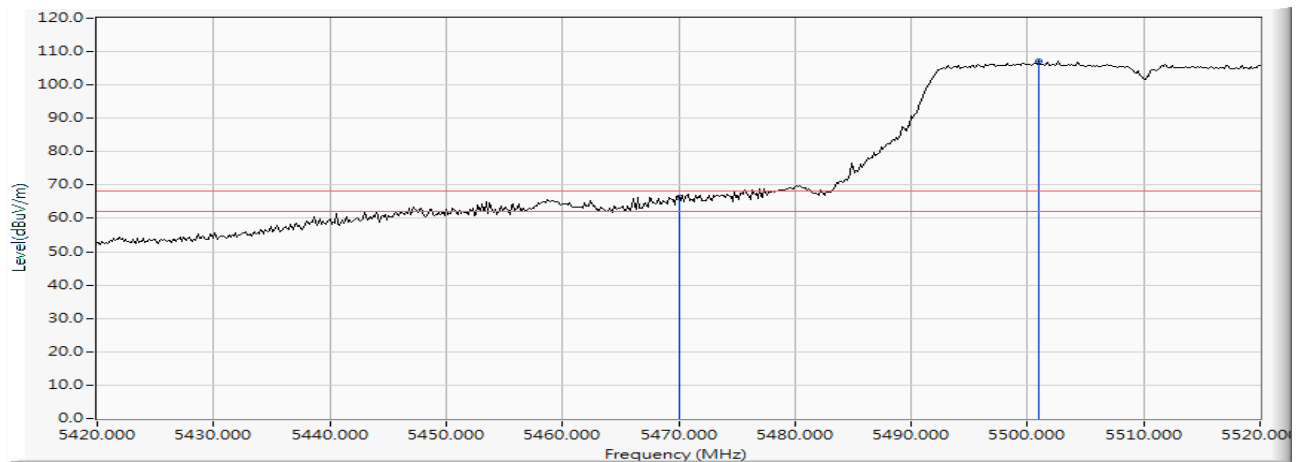
Product : Intel® Wireless-AC 9260
 Test Item : Band Edge Data
 Test Date : 2017/09/29
 Test Mode : Mode 1 SISO A: Transmit (802.11n-40BW 15Mbps) -Channel 102 (5510MHz)

RF Radiated Measurement:

	Frequency (MHz)	Correct Factor (dB)	Reading Level (dBμV)	Measure Level (dBμV /m)	Margin (dB)	Limit (dBμV /m)	Result
Horizontal	5469.565	19.110	41.688	60.797	-7.423	68.220	Pass
Horizontal	5470.000	19.110	39.752	58.862	-9.358	68.220	Pass
Horizontal	5505.797	19.196	80.999	100.195	--	--	--



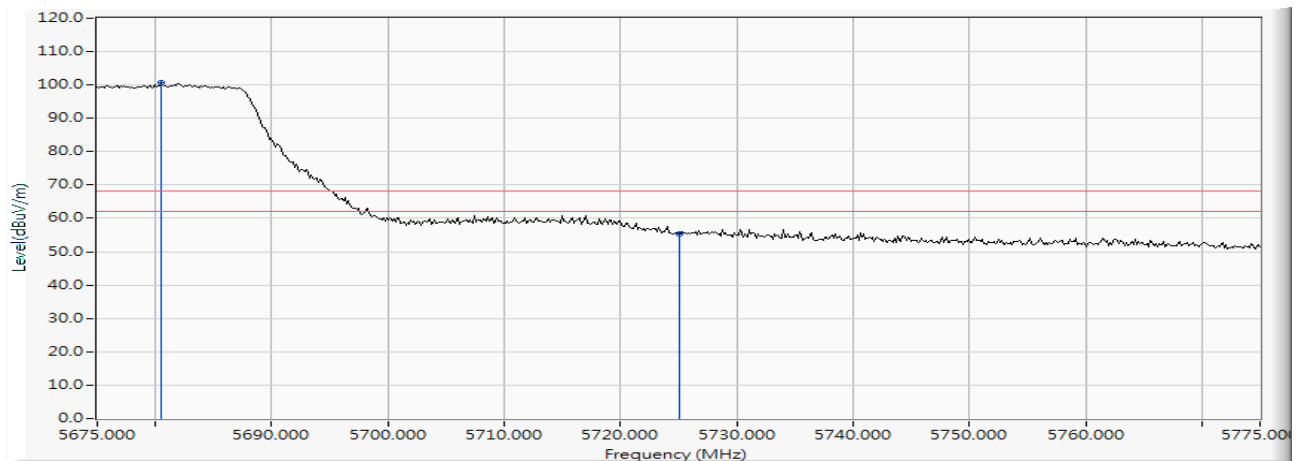
	Frequency (MHz)	Correct Factor (dB)	Reading Level (dBμV)	Measure Level (dBμV /m)	Margin (dB)	Limit (dBμV /m)	Result
Vertical	5470.000	19.110	47.046	66.156	-2.064	68.220	Pass
Vertical	5501.014	19.194	88.066	107.260	--	--	--



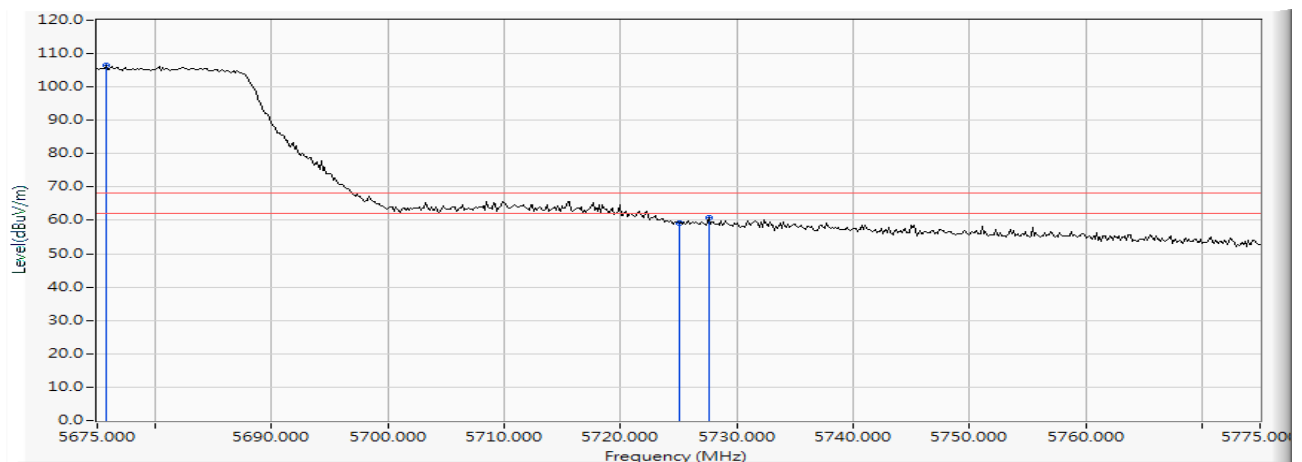
Product : Intel® Wireless-AC 9260
 Test Item : Band Edge Data
 Test Date : 2017/09/29
 Test Mode : Mode 1 SISO A: Transmit (802.11n-40BW 15Mbps) -Channel 134 (5670MHz)

RF Radiated Measurement:

	Frequency (MHz)	Correct Factor (dB)	Reading Level (dBμV)	Measure Level (dBμV /m)	Margin (dB)	Limit (dBμV /m)	Result
Horizontal	5680.507	19.603	80.966	100.570	32.350	68.220	
Horizontal	5725.000	19.725	35.641	55.366	--	--	--



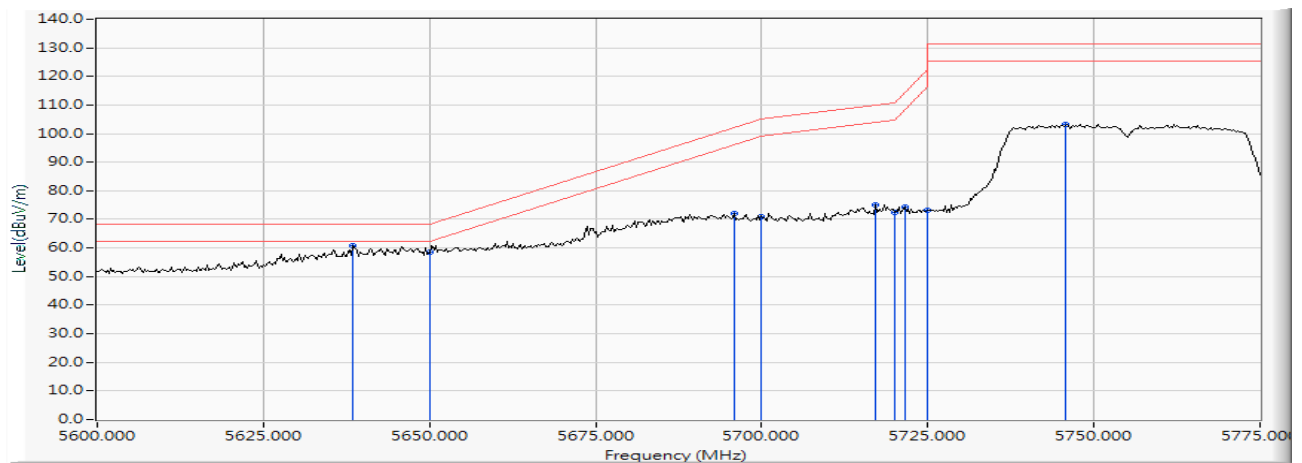
	Frequency (MHz)	Correct Factor (dB)	Reading Level (dBμV)	Measure Level (dBμV /m)	Margin (dB)	Limit (dBμV /m)	Result
Vertical	5675.725	19.588	86.826	106.414	--	--	--
Vertical	5725.000	19.725	39.482	59.207	-9.013	68.220	Pass
Vertical	5727.609	19.731	40.923	60.654	-7.566	68.220	Pass



Product : Intel® Wireless-AC 9260
 Test Item : Band Edge Data
 Test Date : 2017/09/29
 Test Mode : Mode 1 SISO A: Transmit (802.11n-40BW 15Mbps) -Channel 151 (5755MHz)

RF Radiated Measurement:

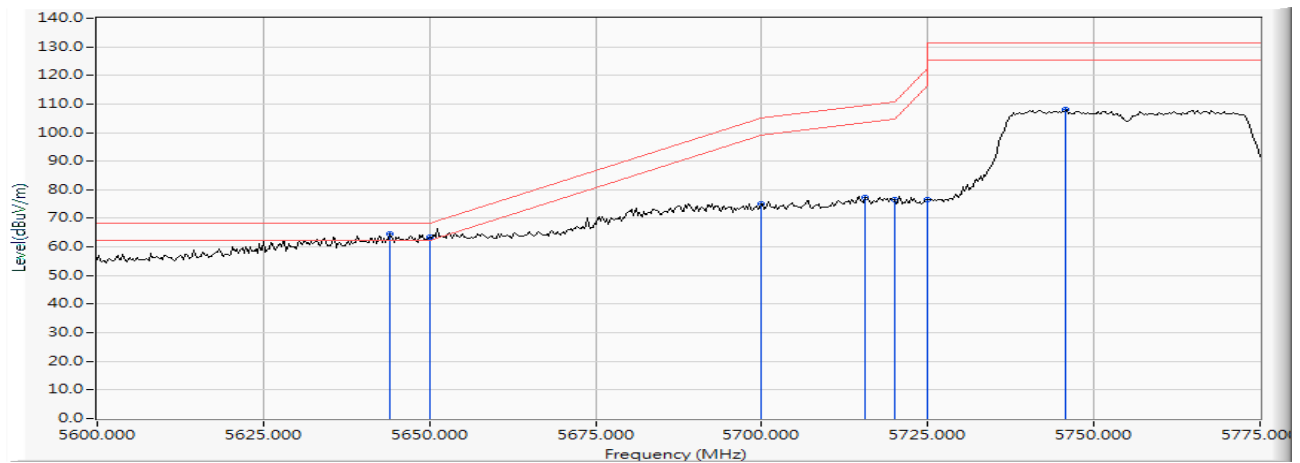
	Frequency (MHz)	Correct Factor (dB)	Reading Level (dBμV)	Measure Level (dBμV /m)	Margin (dB)	Limit (dBμV /m)	Result
Horizontal	5638.551	19.509	41.452	60.961	-7.259	68.220	Pass
Horizontal	5650.000	19.535	39.193	58.729	-9.491	68.220	Pass
Horizontal	5695.870	19.650	52.409	72.058	-30.087	102.145	Pass
Horizontal	5700.000	19.659	51.333	70.992	-34.208	105.200	Pass
Horizontal	5717.174	19.704	55.446	75.149	-34.860	110.009	Pass
Horizontal	5720.000	19.711	52.701	72.412	-38.388	110.800	Pass
Horizontal	5721.486	19.715	54.663	74.378	-39.810	114.188	Pass
Horizontal	5725.000	19.725	53.556	73.281	-48.919	122.200	Pass
Horizontal	5745.833	19.764	83.598	103.362	--	--	--



Product : Intel® Wireless-AC 9260
 Test Item : Band Edge Data
 Test Date : 2017/09/29
 Test Mode : Mode 1 SISO A: Transmit (802.11n-40BW 15Mbps) -Channel 151 (5755MHz)

RF Radiated Measurement:

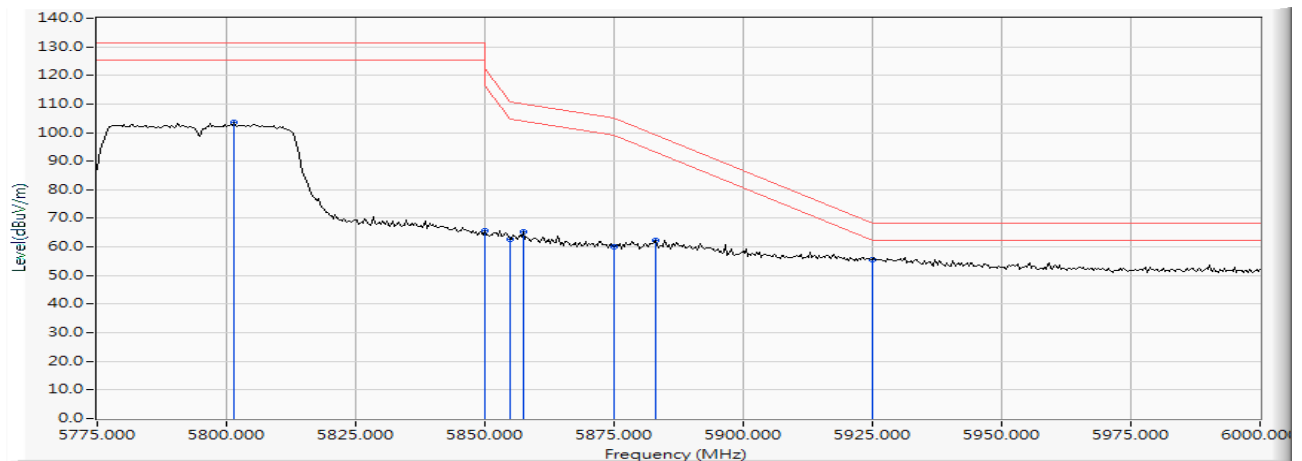
	Frequency (MHz)	Correct Factor (dB)	Reading Level (dBμV)	Measure Level (dBμV /m)	Margin (dB)	Limit (dBμV /m)	Result
Vertical	5644.130	19.522	44.969	64.491	-3.729	68.220	Pass
Vertical	5650.000	19.535	43.955	63.491	-4.729	68.220	Pass
Vertical	5700.000	19.659	55.394	75.053	-30.147	105.200	Pass
Vertical	5715.652	19.699	57.633	77.332	-32.251	109.583	Pass
Vertical	5720.000	19.711	56.677	76.388	-34.412	110.800	Pass
Vertical	5725.000	19.725	56.809	76.534	-45.666	122.200	Pass
Vertical	5745.833	19.764	88.272	108.036	--	--	--



Product : Intel® Wireless-AC 9260
 Test Item : Band Edge Data
 Test Date : 2017/09/29
 Test Mode : Mode 1 SISO A: Transmit (802.11n-40BW 15Mbps) -Channel 159 (5795MHz)

RF Radiated Measurement:

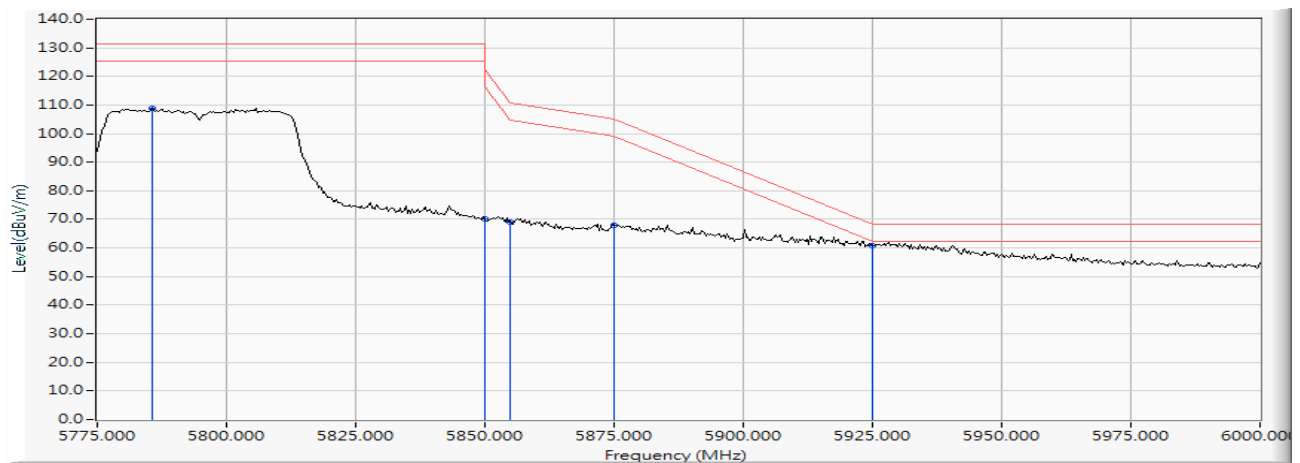
	Frequency (MHz)	Correct Factor (dB)	Reading Level (dBμV)	Measure Level (dBμV /m)	Margin (dB)	Limit (dBμV /m)	Result
Horizontal	5801.413	19.897	83.528	103.425	--	--	--
Horizontal	5850.000	19.992	45.606	65.598	-56.602	122.200	Pass
Horizontal	5855.000	20.003	42.827	62.829	-47.971	110.800	Pass
Horizontal	5857.500	20.008	45.131	65.138	-44.962	110.100	Pass
Horizontal	5875.000	20.048	40.193	60.240	-44.960	105.200	Pass
Horizontal	5882.935	20.066	42.166	62.232	-37.096	99.328	Pass
Horizontal	5925.000	20.181	35.356	55.538	-12.662	68.200	Pass



Product : Intel® Wireless-AC 9260
 Test Item : Band Edge Data
 Test Date : 2017/09/29
 Test Mode : Mode 1 SISO A: Transmit (802.11n-40BW 15Mbps) -Channel 159 (5795MHz)

RF Radiated Measurement:

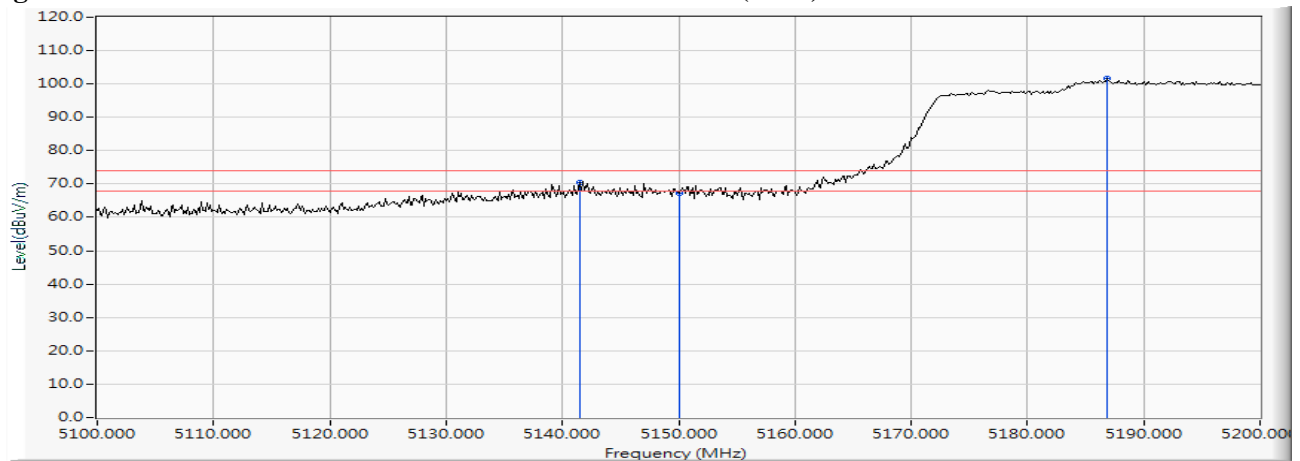
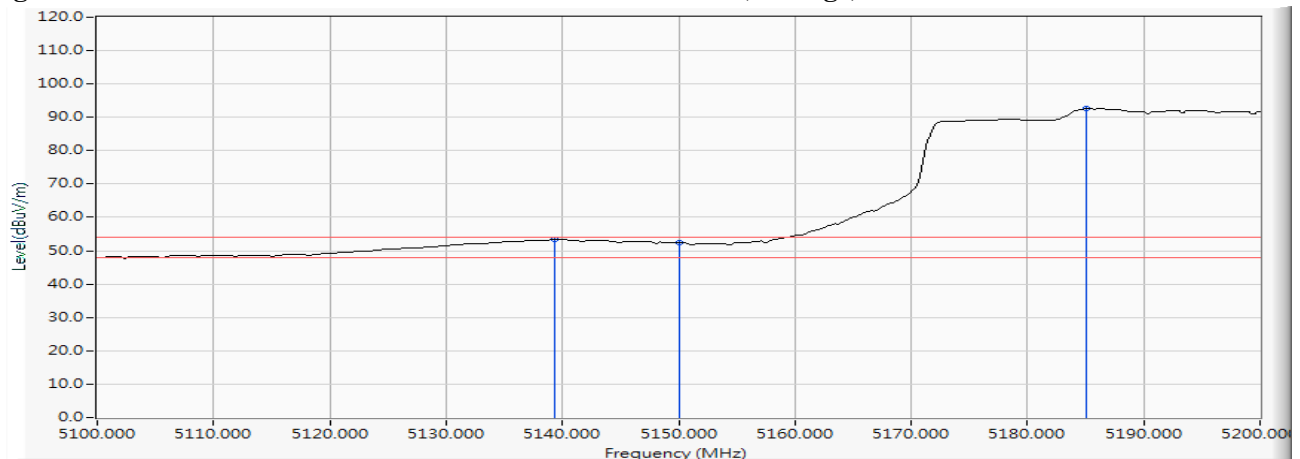
	Frequency (MHz)	Correct Factor (dB)	Reading Level (dBμV)	Measure Level (dBμV /m)	Margin (dB)	Limit (dBμV /m)	Result
Vertical	5785.761	19.851	88.873	108.723	--	--	--
Vertical	5850.000	19.992	50.088	70.080	-52.120	122.200	Pass
Vertical	5855.000	20.003	49.092	69.094	-41.706	110.800	Pass
Vertical	5875.000	20.048	48.054	68.101	-37.099	105.200	Pass
Vertical	5925.000	20.181	40.589	60.771	-7.429	68.200	Pass



Product : Intel® Wireless-AC 9260
 Test Item : Band Edge Data
 Test Date : 2017/09/30
 Test Mode : Mode 1 SISO A: Transmit (802.11ac-80BW-32.5Mbps) -Channel 42 (5210MHz)

RF Radiated Measurement (Horizontal):

Channel No.	Frequency (MHz)	Correct Factor (dB)	Reading Level (dBμV)	Emission Level (dBμV/m)	Peak Limit (dBμV/m)	Average Limit (dBμV/m)	Result
42 (Peak)	5141.449	18.304	52.035	70.340	74.00	54.00	Pass
42 (Peak)	5150.000	18.335	48.975	67.309	74.00	54.00	Pass
42 (Peak)	5186.812	18.422	83.190	101.612	--	--	--
42 (Average)	5139.275	18.297	34.983	53.280	74.00	54.00	Pass
42 (Average)	5150.000	18.335	34.049	52.383	74.00	54.00	Pass
42 (Average)	5185.072	18.416	74.144	92.561	--	--	--

Figure Channel 42: Horizontal (Peak)**Figure Channel 42: Horizontal (Average)**

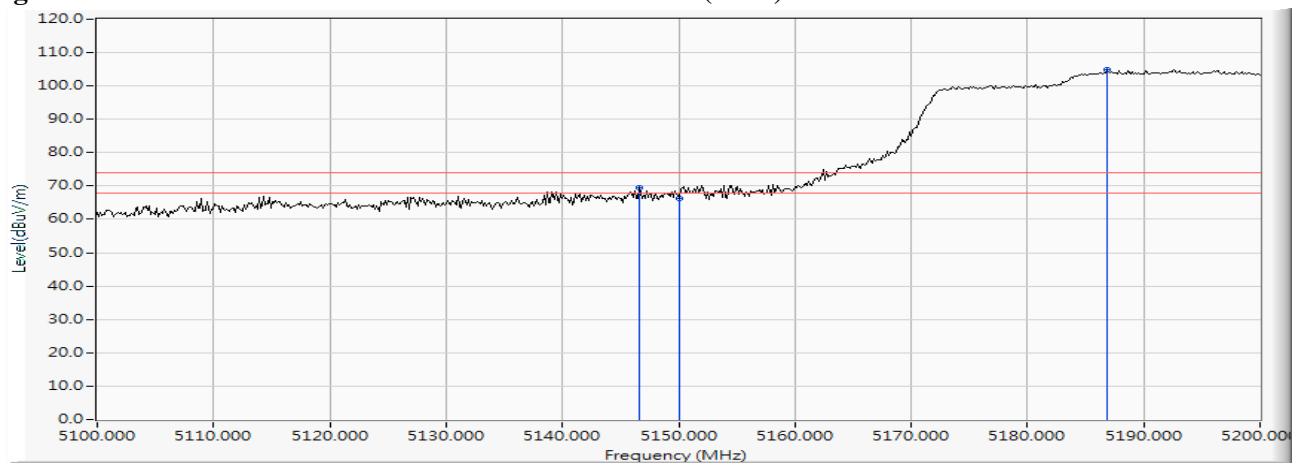
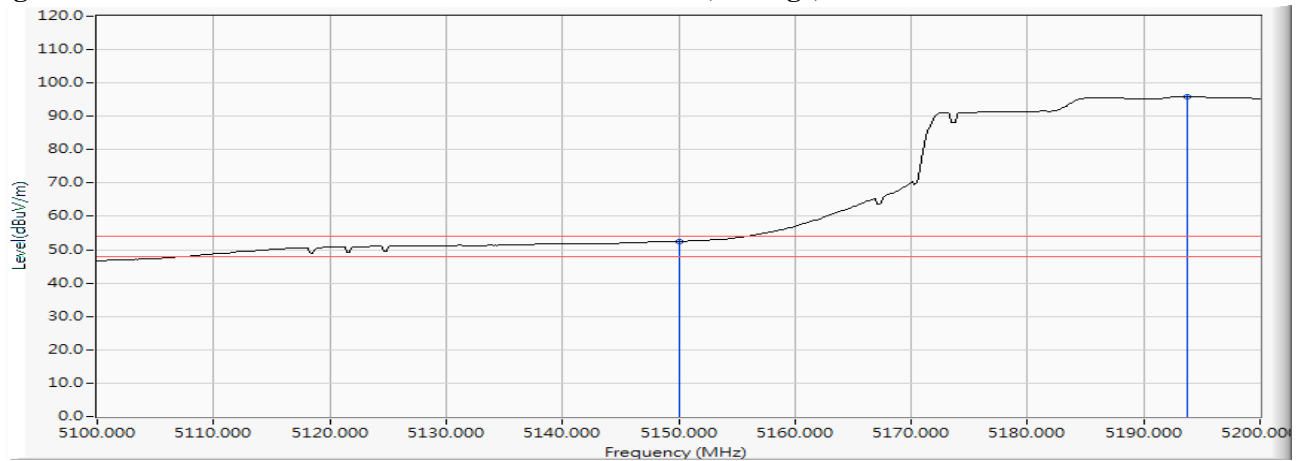
Note:

1. All readings above 1GHz are performed with peak and/or average measurements as necessary.
2. Peak measurements: RBW = 1MHz, VBW = 3 MHz, Sweep: Auto.
3. Average measurements: RBW = 1MHz, VBW = 10 Hz, Sweep: Auto.
4. “ * ”, means this data is the worst emission level.
5. Measurement Level = Reading Level + Correct Factor.
6. The average measurement was not performed when the peak measured data under the limit of average detection.

Product : Intel® Wireless-AC 9260
 Test Item : Band Edge Data
 Test Date : 2017/09/30
 Test Mode : Mode 1 SISO A: Transmit (802.11ac-80BW-32.5Mbps) -Channel 42 (5210MHz)

RF Radiated Measurement (Vertical):

Channel No.	Frequency (MHz)	Correct Factor (dB)	Reading Level (dBμV)	Emission Level (dBμV/m)	Peak Limit (dBμV/m)	Average Limit (dBμV/m)	Result
42 (Peak)	5146.667	18.323	51.237	69.560	74.00	54.00	Pass
42 (Peak)	5150.000	18.335	47.835	66.169	74.00	54.00	Pass
42 (Peak)	5186.812	18.422	86.392	104.814	--	--	--
42 (Average)	5150.000	18.335	34.169	52.503	74.00	54.00	Pass
42 (Average)	5193.768	18.431	77.402	95.833	--	--	--

Figure Channel 42: Vertical (Peak)

Figure Channel 42: Vertical (Average)


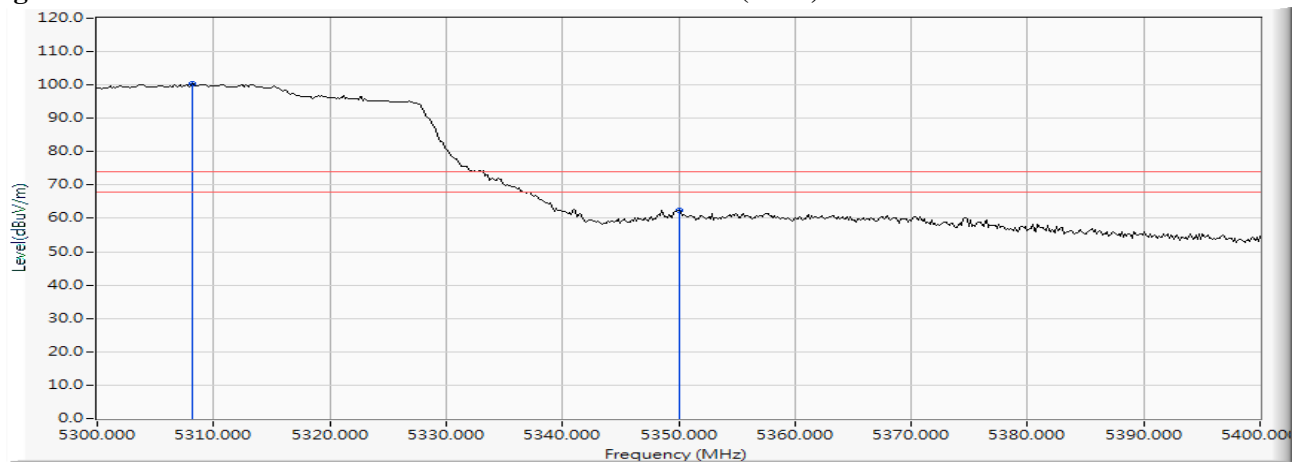
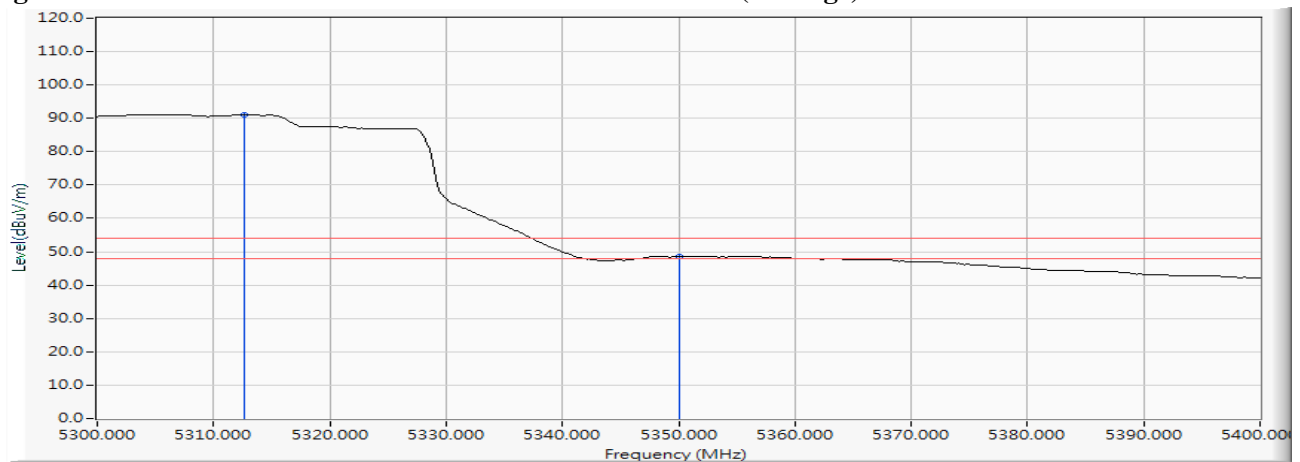
Note:

1. All readings above 1GHz are performed with peak and/or average measurements as necessary.
2. Peak measurements: RBW = 1MHz, VBW = 3 MHz, Sweep: Auto.
3. Average measurements: RBW = 1MHz, VBW = 10 Hz, Sweep: Auto.
4. “ * ”, means this data is the worst emission level.
5. Measurement Level = Reading Level + Correct Factor.
6. The average measurement was not performed when the peak measured data under the limit of average detection.

Product : Intel® Wireless-AC 9260
 Test Item : Band Edge Data
 Test Date : 2017/09/30
 Test Mode : Mode 1 SISO A: Transmit (802.11ac-80BW-32.5Mbps) -Channel 58 (5290MHz)

RF Radiated Measurement (Horizontal):

Channel No.	Frequency (MHz)	Correct Factor (dB)	Reading Level (dBμV)	Emission Level (dBμV/m)	Peak Limit (dBμV/m)	Average Limit (dBμV/m)	Result
58 (Peak)	5308.116	18.715	81.799	100.515	--	--	--
58 (Peak)	5350.000	18.833	43.451	62.284	74.00	54.00	Pass
58 (Average)	5312.609	18.727	72.445	91.171	--	--	--
58 (Average)	5350.000	18.833	29.649	48.482	74.00	54.00	Pass

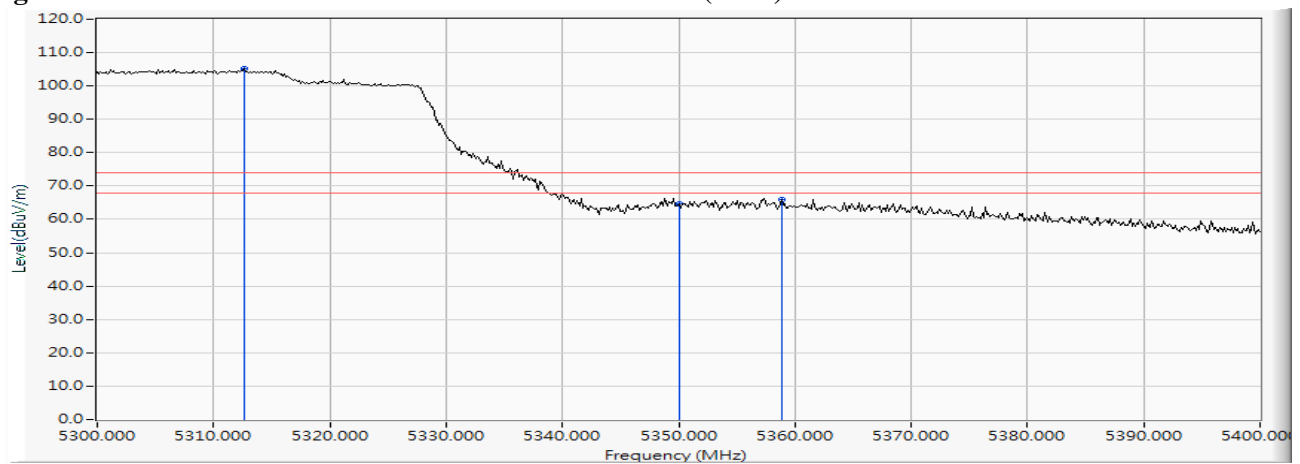
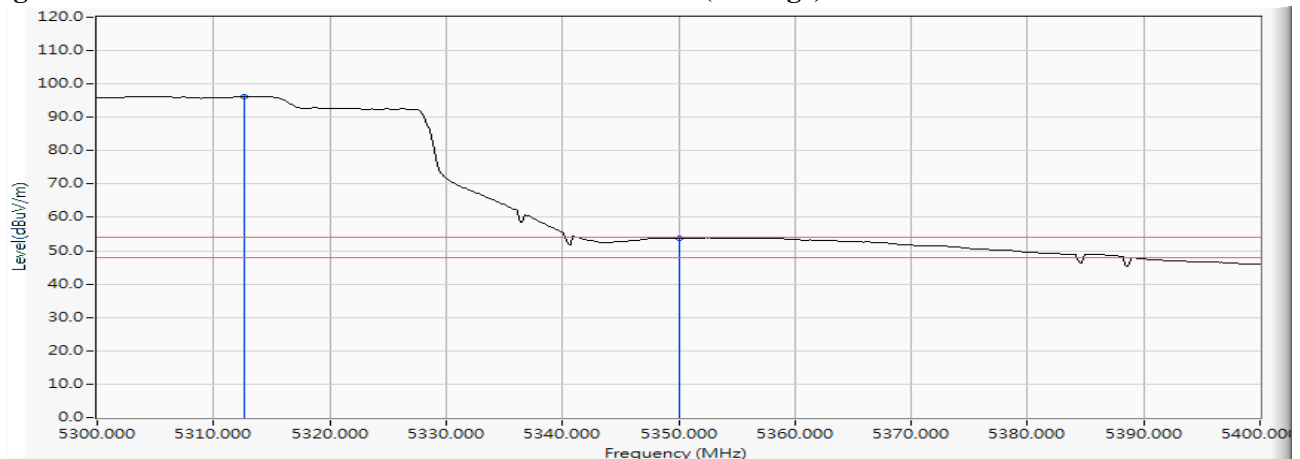
Figure Channel 58: Horizontal (Peak)**Figure Channel 58: Horizontal (Average)****Note:**

1. All readings above 1GHz are performed with peak and/or average measurements as necessary.
2. Peak measurements: RBW = 1MHz, VBW = 3 MHz, Sweep: Auto.
3. Average measurements: RBW = 1MHz, VBW = 10 Hz, Sweep: Auto.
4. “ * ”, means this data is the worst emission level.
5. Measurement Level = Reading Level + Correct Factor.
6. The average measurement was not performed when the peak measured data under the limit of average detection.

Product : Intel® Wireless-AC 9260
 Test Item : Band Edge Data
 Test Date : 2017/09/30
 Test Mode : Mode 1 SISO A: Transmit (802.11ac-80BW-32.5Mbps) -Channel 58 (5290MHz)

RF Radiated Measurement (Vertical):

Channel No.	Frequency (MHz)	Correct Factor (dB)	Reading Level (dBμV)	Emission Level (dBμV/m)	Peak Limit (dBμV/m)	Average Limit (dBμV/m)	Result
58 (Peak)	5312.609	18.727	86.434	105.160	--	--	--
58 (Peak)	5350.000	18.833	45.815	64.648	74.00	54.00	Pass
58 (Peak)	5358.841	18.844	47.185	66.029	74.00	54.00	Pass
58 (Average)	5312.609	18.727	77.553	96.279	--	--	--
58 (Average)	5350.000	18.833	35.036	53.869	74.00	54.00	Pass

Figure Channel 58: Vertical (Peak)**Figure Channel 58: Vertical (Average)**

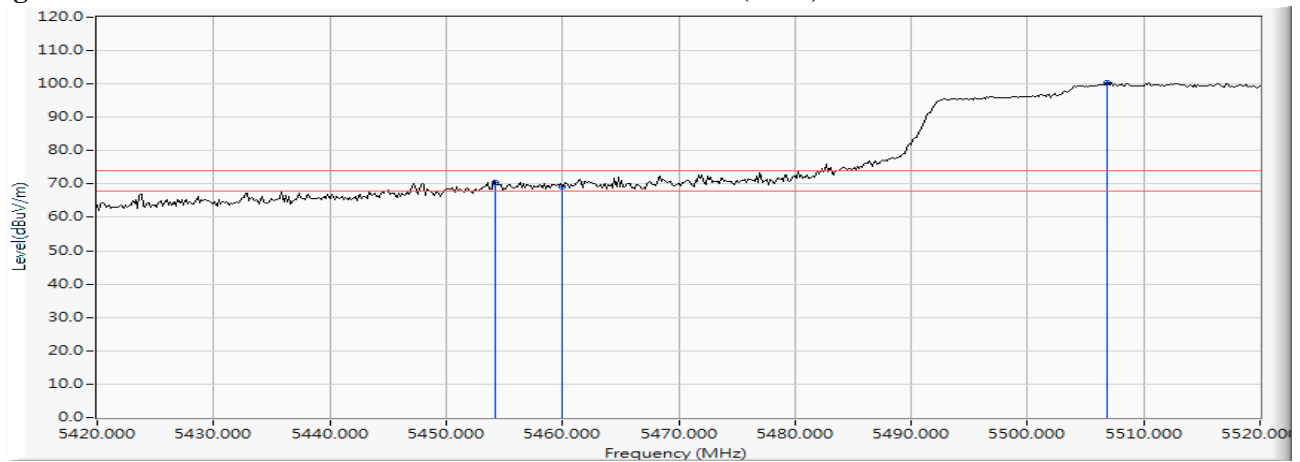
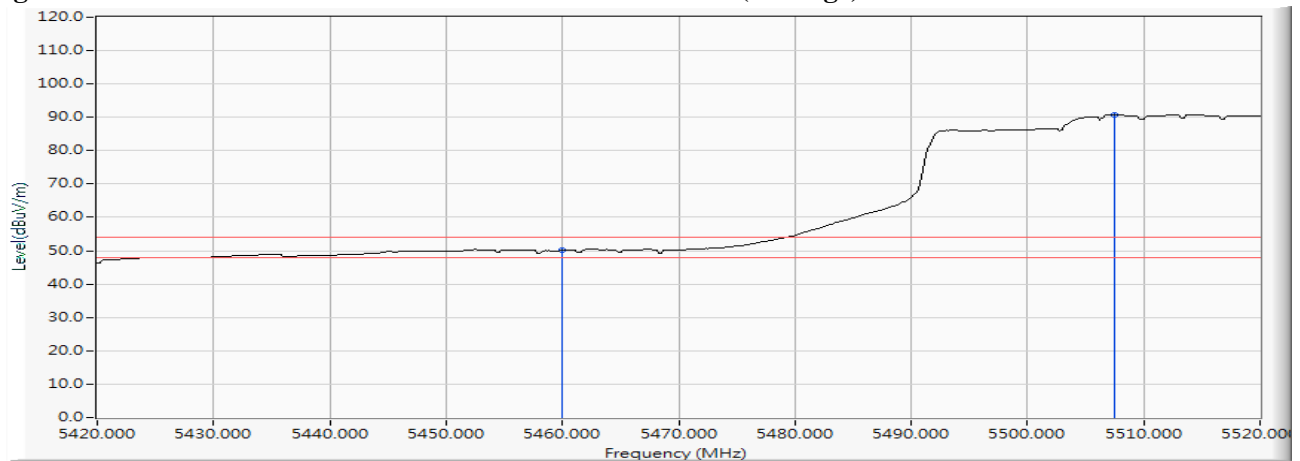
Note:

1. All readings above 1GHz are performed with peak and/or average measurements as necessary.
2. Peak measurements: RBW = 1MHz, VBW = 3 MHz, Sweep: Auto.
3. Average measurements: RBW = 1MHz, VBW = 10 Hz, Sweep: Auto.
4. “ * ”, means this data is the worst emission level.
5. Measurement Level = Reading Level + Correct Factor.
6. The average measurement was not performed when the peak measured data under the limit of average detection.

Product : Intel® Wireless-AC 9260
 Test Item : Band Edge Data
 Test Date : 2017/09/30
 Test Mode : Mode 1 SISO A: Transmit (802.11ac-80BW-32.5Mbps) -Channel 106 (5530MHz)

RF Radiated Measurement (Horizontal):

Channel No.	Frequency (MHz)	Correct Factor (dB)	Reading Level (dBμV)	Emission Level (dBμV/m)	Peak Limit (dBμV/m)	Average Limit (dBμV/m)	Result
106 (Peak)	5454.203	19.082	51.305	70.387	74.00	54.00	Pass
106 (Peak)	5460.000	19.097	49.995	69.092	74.00	54.00	Pass
106 (Peak)	5506.812	19.195	81.309	100.505	--	--	--
106 (Average)	5460.000	19.097	31.071	50.168	74.00	54.00	Pass
106 (Average)	5507.536	19.197	71.661	90.857	--	--	--

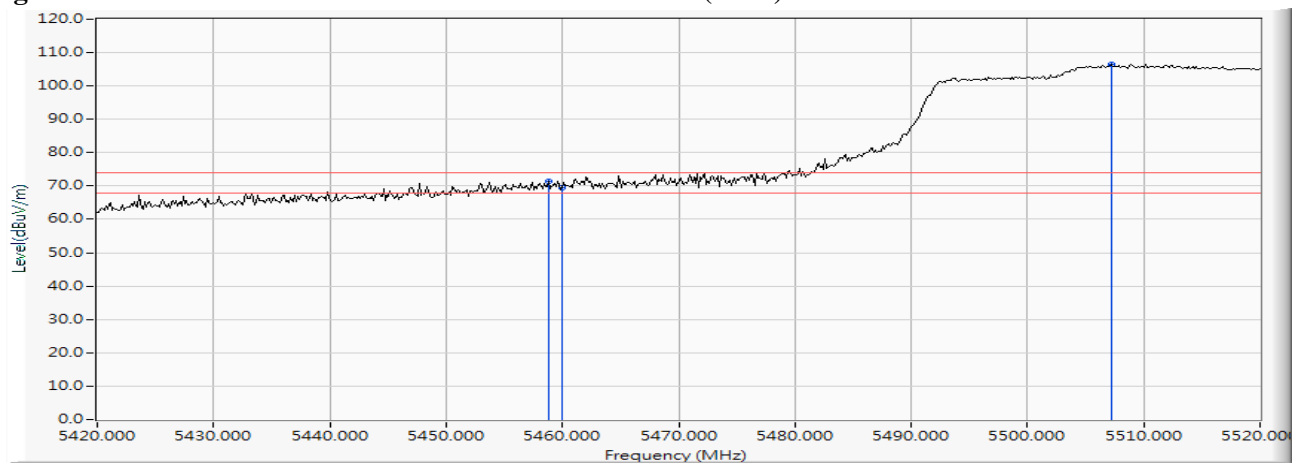
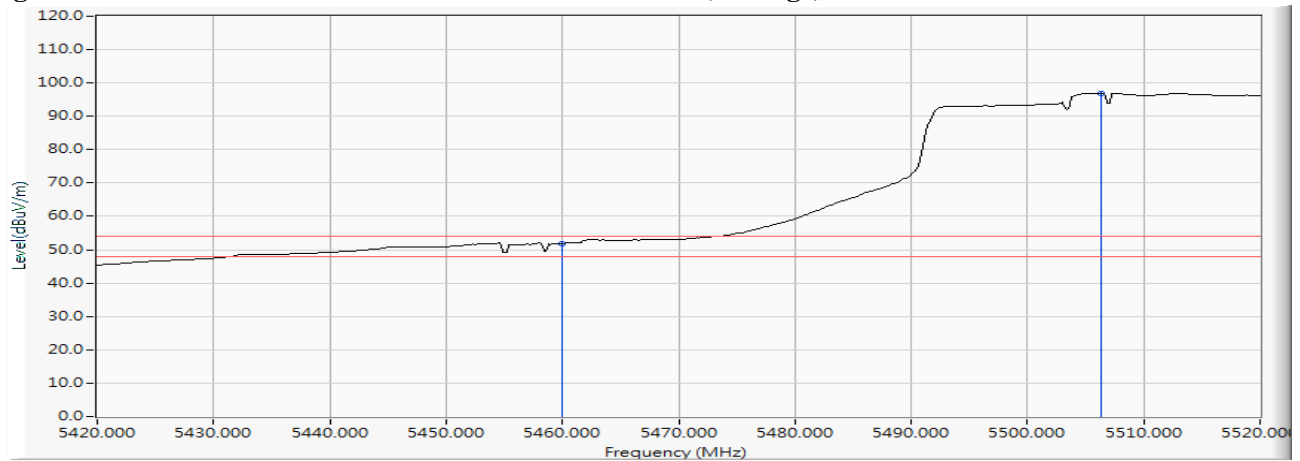
Figure Channel 106: Horizontal (Peak)**Figure Channel 106: Horizontal (Average)****Note:**

1. All readings above 1GHz are performed with peak and/or average measurements as necessary.
2. Peak measurements: RBW = 1MHz, VBW = 3 MHz, Sweep: Auto.
3. Average measurements: RBW = 1MHz, VBW = 10 Hz, Sweep: Auto.
4. “ * ”, means this data is the worst emission level.
5. Measurement Level = Reading Level + Correct Factor.
6. The average measurement was not performed when the peak measured data under the limit of average detection.

Product : Intel® Wireless-AC 9260
 Test Item : Band Edge Data
 Test Date : 2017/09/30
 Test Mode : Mode 1 SISO A: Transmit (802.11ac-80BW-32.5Mbps) -Channel 106 (5530MHz)

RF Radiated Measurement (Vertical):

Channel No.	Frequency (MHz)	Correct Factor (dB)	Reading Level (dBμV)	Emission Level (dBμV/m)	Peak Limit (dBμV/m)	Average Limit (dBμV/m)	Result
106 (Peak)	5458.841	19.096	52.293	71.389	74.00	54.00	Pass
106 (Peak)	5460.000	19.097	50.533	69.630	74.00	54.00	Pass
106 (Peak)	5507.246	19.197	87.432	106.628	--	--	--
106 (Average)	5460.000	19.097	32.816	51.913	74.00	54.00	Pass
106 (Average)	5506.377	19.196	77.780	96.976	--	--	--

Figure Channel 106: Vertical (Peak)**Figure Channel 106: Vertical (Average)**

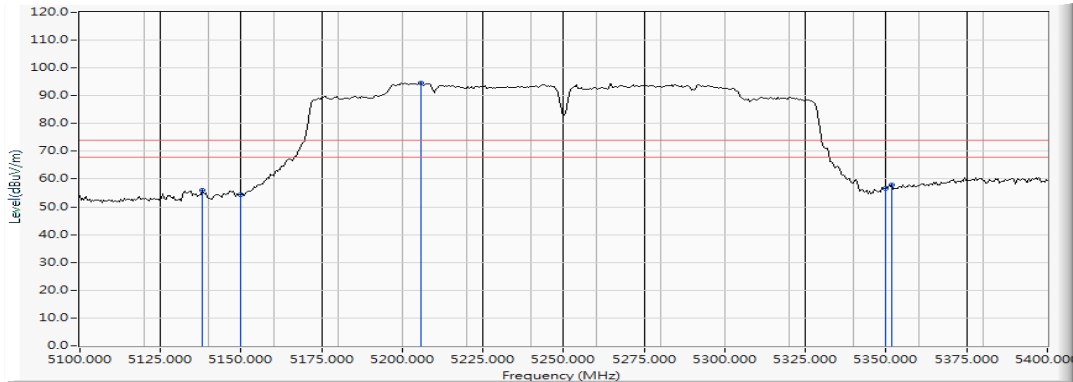
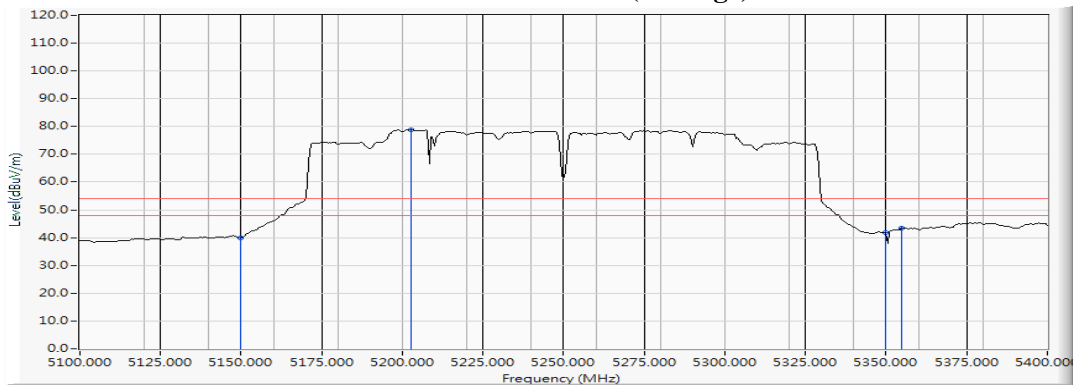
Note:

1. All readings above 1GHz are performed with peak and/or average measurements as necessary.
2. Peak measurements: RBW = 1MHz, VBW = 3 MHz, Sweep: Auto.
3. Average measurements: RBW = 1MHz, VBW = 10 Hz, Sweep: Auto.
4. “ * ”, means this data is the worst emission level.
5. Measurement Level = Reading Level + Correct Factor.
6. The average measurement was not performed when the peak measured data under the limit of average detection.

Product : Intel® Wireless-AC 9260
 Test Item : Band Edge Data
 Test Date : 2017/10/01
 Test Mode : Mode 1 SISO A: Transmit (802.11ac-160BW-65Mbps)-Channel 50 (5250MHz)

RF Radiated Measurement (Horizontal):

Channel No.	Frequency (MHz)	Correct Factor (dB)	Reading Level (dBμV)	Emission Level (dBμV/m)	Peak Limit (dBμV/m)	Average Limit (dBμV/m)	Result
50 (Peak)	5137.826	18.292	37.841	56.133	74.00	54.00	Pass
50 (Peak)	5150.000	18.335	36.130	54.464	74.00	54.00	Pass
50 (Peak)	5205.652	18.447	76.133	94.580	--	--	--
50 (Peak)	5350.000	18.833	37.662	56.495	74.00	54.00	Pass
50 (Peak)	5351.739	18.836	39.194	58.029	74.00	54.00	Pass
50 (Average)	5150.000	18.335	21.603	39.937	74.00	54.00	Pass
50 (Average)	5202.609	18.443	60.305	78.747	--	--	--
50 (Average)	5350.000	18.833	22.913	41.746	74.00	54.00	Pass
50 (Average)	5354.783	18.839	24.450	43.289	74.00	54.00	Pass

Figure Channel 106: Horizontal (Peak)

Figure Channel 106: Horizontal (Average)


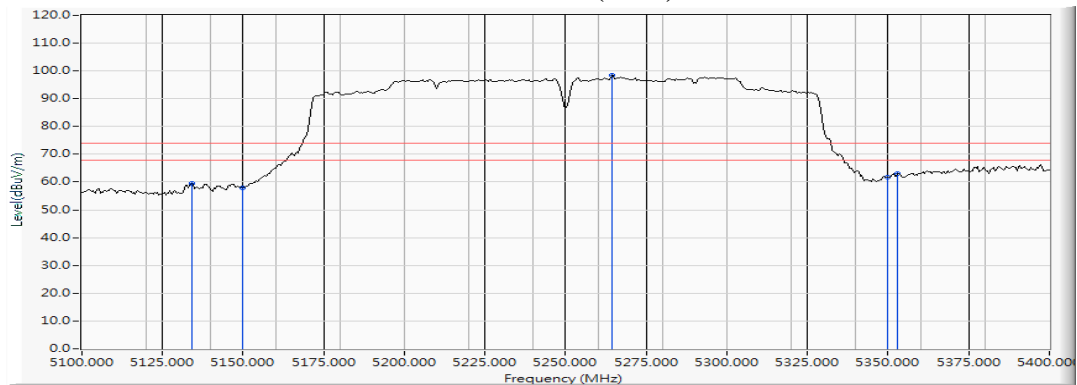
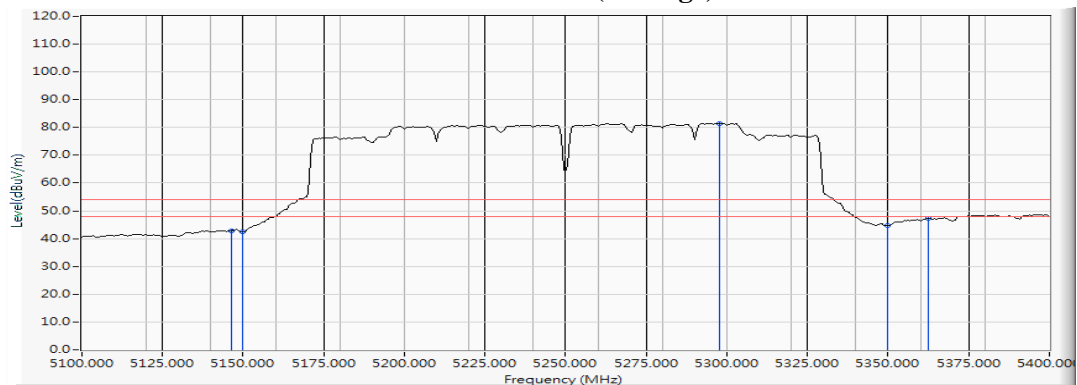
Note:

1. All readings above 1GHz are performed with peak and/or average measurements as necessary.
2. Peak measurements: RBW = 1MHz, VBW = 3 MHz, Sweep: Auto.
3. Average measurements: RBW = 1MHz, VBW = 10 Hz, Sweep: Auto.
4. “ * ”, means this data is the worst emission level.
5. Measurement Level = Reading Level + Correct Factor.
6. The average measurement was not performed when the peak measured data under the limit of average detection.

Product : Intel® Wireless-AC 9260
 Test Item : Band Edge Data
 Test Date : 2017/10/01
 Test Mode : Mode 1 SISO A: Transmit (802.11ac-160BW-65Mbps)-Channel 50 (5250MHz)

RF Radiated Measurement (Vertical):

Channel No.	Frequency (MHz)	Correct Factor (dB)	Reading Level (dBμV)	Emission Level (dBμV/m)	Peak Limit (dBμV/m)	Average Limit (dBμV/m)	Result
50 (Peak)	5133.913	18.279	41.176	59.455	74.00	54.00	Pass
50 (Peak)	5150.000	18.335	39.630	57.964	74.00	54.00	Pass
50 (Peak)	5264.348	18.611	79.785	98.396	--	--	--
50 (Peak)	5350.000	18.833	43.044	61.877	74.00	54.00	Pass
50 (Peak)	5353.043	18.837	44.256	63.093	74.00	54.00	Pass
50 (Average)	5133.913	18.279	41.176	59.455	74.00	54.00	Pass
50 (Average)	5150.000	18.335	39.630	57.964	--	--	--
50 (Average)	5264.348	18.611	79.785	98.396	--	--	--
50 (Average)	5350.000	18.833	43.044	61.877	74.00	54.00	Pass
50 (Average)	5353.043	18.837	44.256	63.093	74.00	54.00	Pass

Figure Channel 106:**Vertical (Peak)****Figure Channel 106:****Vertical (Average)**

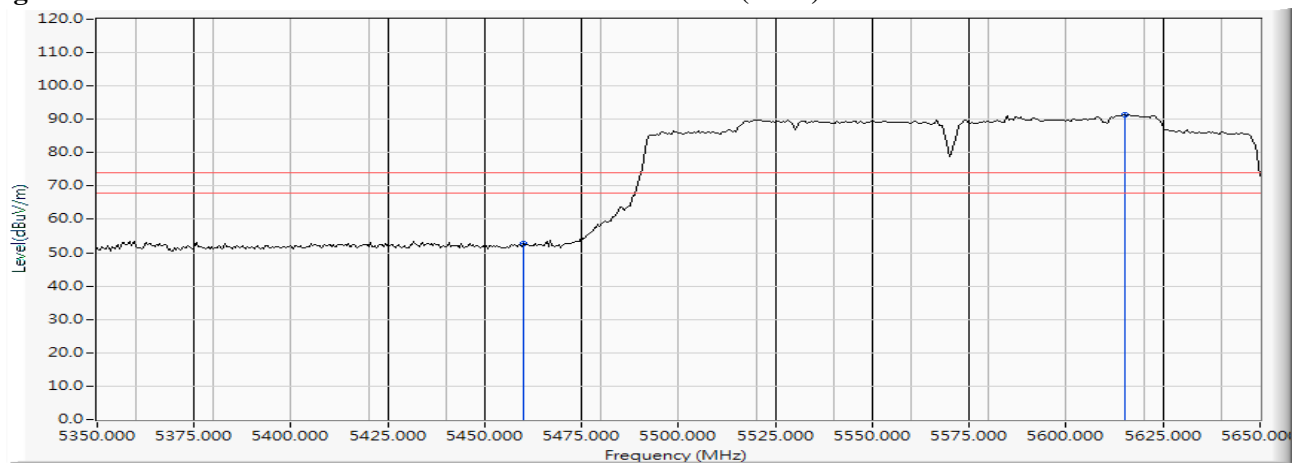
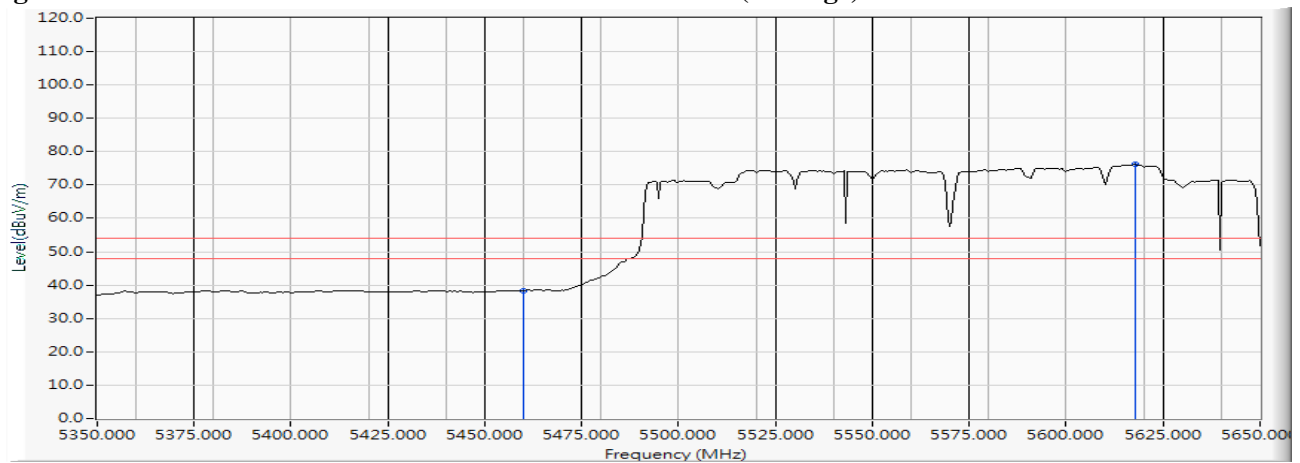
Note:

1. All readings above 1GHz are performed with peak and/or average measurements as necessary.
2. Peak measurements: RBW = 1MHz, VBW = 3 MHz, Sweep: Auto.
3. Average measurements: RBW = 1MHz, VBW = 10 Hz, Sweep: Auto.
4. “ * ”, means this data is the worst emission level.
5. Measurement Level = Reading Level + Correct Factor.
6. The average measurement was not performed when the peak measured data under the limit of average detection.

Product : Intel® Wireless-AC 9260
 Test Item : Band Edge Data
 Test Date : 2017/10/01
 Test Mode : Mode 1 SISO A: Transmit (802.11ac-160BW-65Mbps) -Channel 144 (5570MHz)

RF Radiated Measurement (Horizontal):

Channel No.	Frequency (MHz)	Correct Factor (dB)	Reading Level (dBμV)	Emission Level (dBμV/m)	Peak Limit (dBμV/m)	Average Limit (dBμV/m)	Result
144 (Peak)	5460.000	19.097	33.719	52.816	74.00	54.00	Pass
144 (Peak)	5615.217	19.456	71.999	91.455	--	--	--
144 (Average)	5460.000	19.097	19.081	38.178	74.00	54.00	Pass
144 (Average)	5617.826	19.462	56.686	76.148	--	--	--

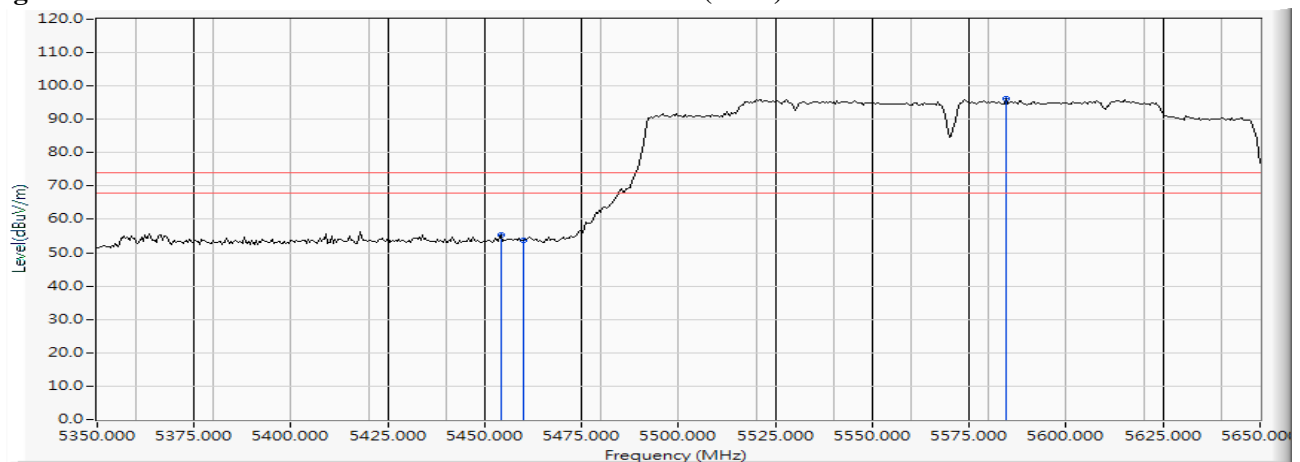
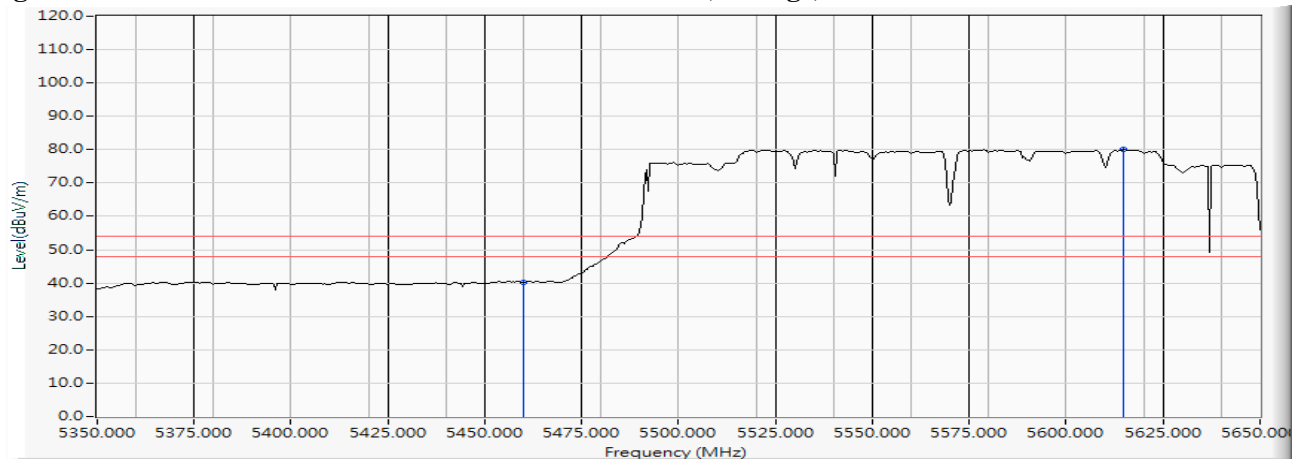
Figure Channel 106: Horizontal (Peak)**Figure Channel 106: Horizontal (Average)****Note:**

1. All readings above 1GHz are performed with peak and/or average measurements as necessary.
2. Peak measurements: RBW = 1MHz, VBW = 3 MHz, Sweep: Auto.
3. Average measurements: RBW = 1MHz, VBW = 10 Hz, Sweep: Auto.
4. “ * ”, means this data is the worst emission level.
5. Measurement Level = Reading Level + Correct Factor.
6. The average measurement was not performed when the peak measured data under the limit of average detection.

Product : Intel® Wireless-AC 9260
 Test Item : Band Edge Data
 Test Date : 2017/10/01
 Test Mode : Mode 1 SISO A: Transmit (802.11ac-160BW-65Mbps) -Channel 144 (5570MHz)

RF Radiated Measurement (Vertical):

Channel No.	Frequency (MHz)	Correct Factor (dB)	Reading Level (dBμV)	Emission Level (dBμV/m)	Peak Limit (dBμV/m)	Average Limit (dBμV/m)	Result
144 (Peak)	5454.348	19.082	36.145	55.228	74.00	54.00	Pass
144 (Peak)	5460.000	19.097	34.692	53.789	74.00	54.00	Pass
144 (Peak)	5584.348	19.368	76.686	96.054	--	--	--
144 (Average)	5460.000	19.097	21.108	40.205	74.00	54.00	Pass
144 (Average)	5614.783	19.456	60.557	80.012	--	--	--

Figure Channel 106:**Vertical (Peak)****Figure Channel 106:****Vertical (Average)**

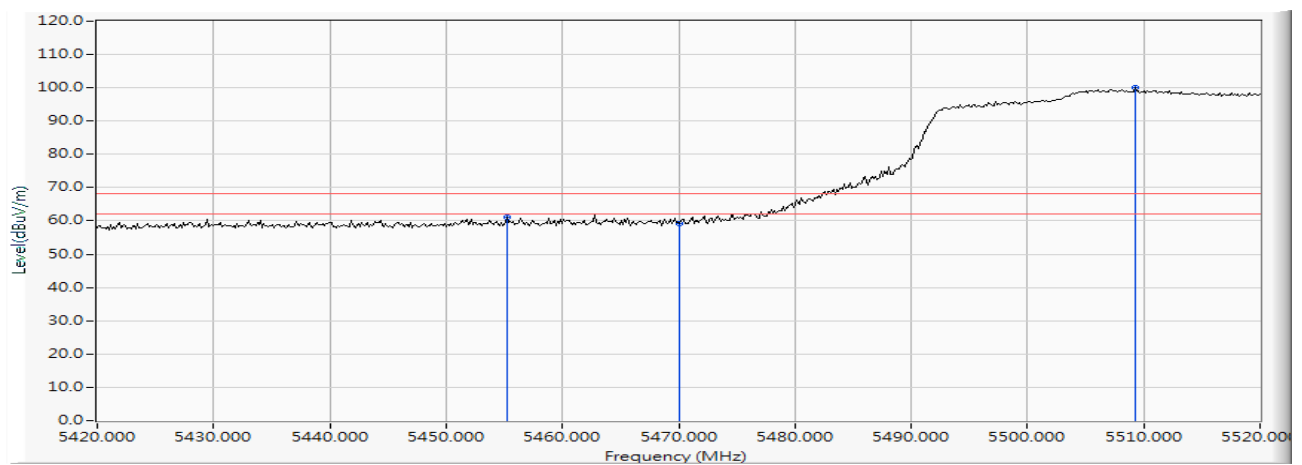
Note:

1. All readings above 1GHz are performed with peak and/or average measurements as necessary.
2. Peak measurements: RBW = 1MHz, VBW = 3 MHz, Sweep: Auto.
3. Average measurements: RBW = 1MHz, VBW = 10 Hz, Sweep: Auto.
4. “ * ”, means this data is the worst emission level.
5. Measurement Level = Reading Level + Correct Factor.
6. The average measurement was not performed when the peak measured data under the limit of average detection.

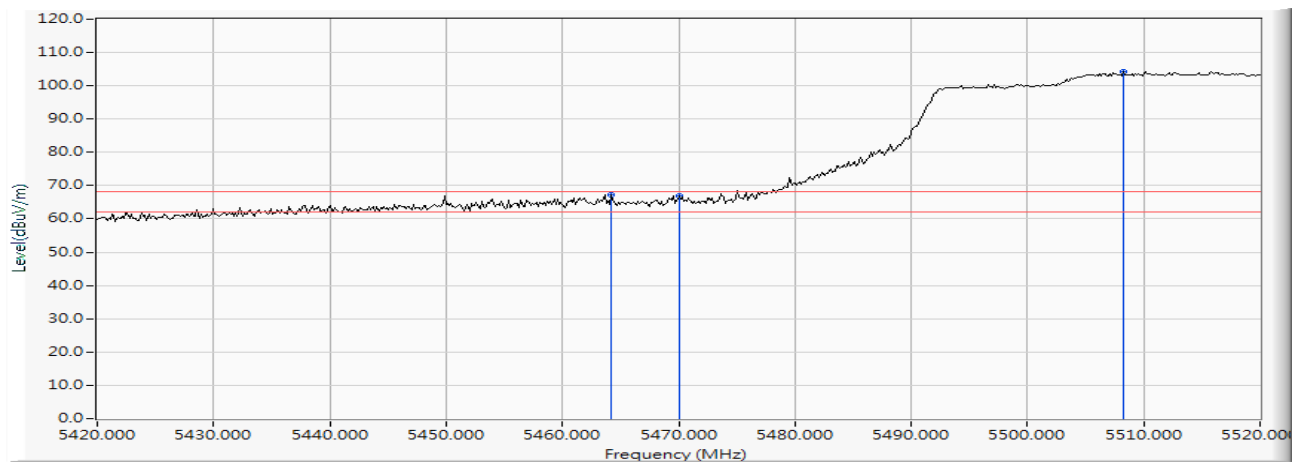
Product : Intel® Wireless-AC 9260
 Test Item : Band Edge Data
 Test Date : 2017/10/05
 Test Mode : Mode 1 SISO A: Transmit (802.11ac-80BW-32.5Mbps) -Channel 106 (5530MHz)

RF Radiated Measurement:

	Frequency (MHz)	Correct Factor (dB)	Reading Level (dBμV)	Measure Level (dBμV /m)	Margin (dB)	Limit (dBμV /m)	Result
Horizontal	5455.217	19.086	42.173	61.259	-6.961	68.220	Pass
Horizontal	5470.000	19.110	39.975	59.085	-9.135	68.220	Pass
Horizontal	5509.275	19.198	80.742	99.940	--	--	--



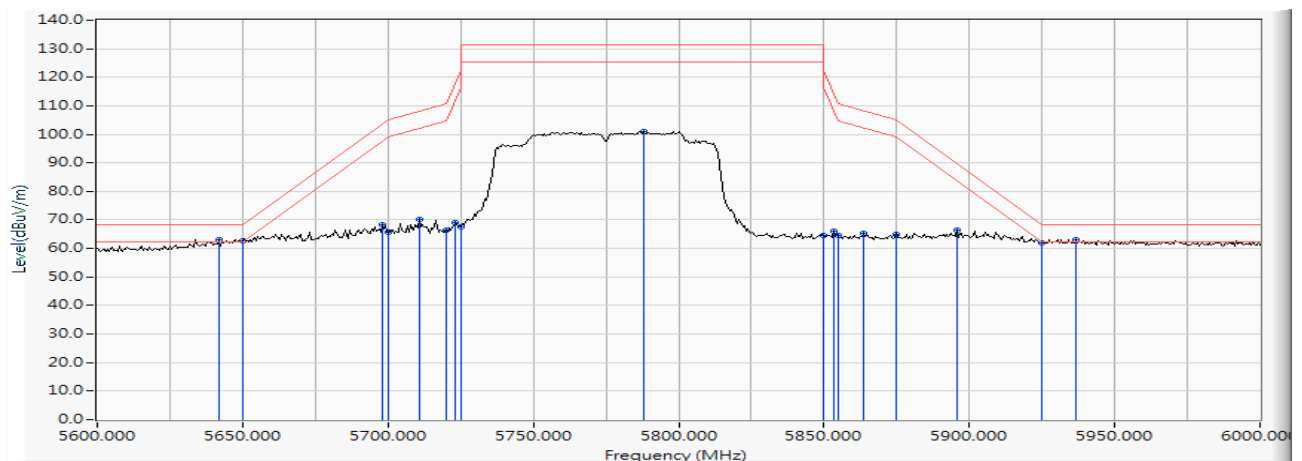
	Frequency (MHz)	Correct Factor (dB)	Reading Level (dBm)	Measure Level (dBm/m)	Margin (dB)	Limit (dBm/m)	Result
Vertical	5464.203	19.102	48.218	67.321	-0.899	68.220	Pass
Vertical	5470.000	19.110	47.700	66.810	-1.410	68.220	Pass
Vertical	5508.261	19.197	85.122	104.319	--	--	--



Product : Intel® Wireless-AC 9260
 Test Item : Band Edge Data
 Test Date : 2017/10/05
 Test Mode : Mode 1 SISO A: Transmit (802.11ac-80BW-32.5Mbps) -Channel 155 (5775MHz)

RF Radiated Measurement:

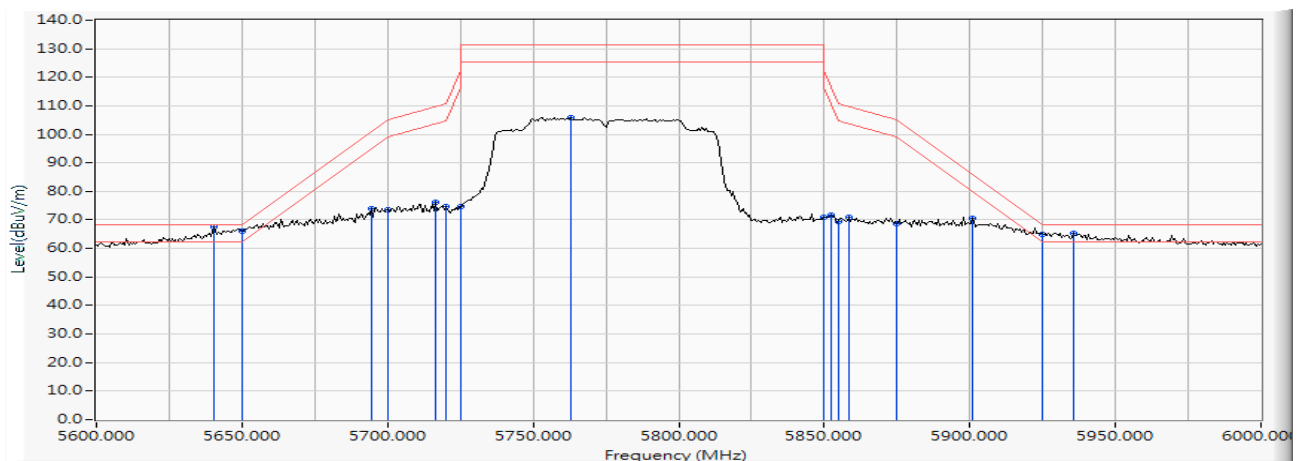
	Frequency (MHz)	Correct Factor (dB)	Reading Level (dBμV)	Measure Level (dBμV /m)	Margin (dB)	Limit (dBμV /m)	Result
Horizontal	5641.739	19.516	43.470	62.986	-5.234	68.220	Pass
Horizontal	5650.000	19.535	43.132	62.668	-5.552	68.220	Pass
Horizontal	5697.971	19.654	48.599	68.253	-35.446	103.699	Pass
Horizontal	5700.000	19.659	45.950	65.609	-39.591	105.200	Pass
Horizontal	5710.725	19.685	50.528	70.213	-37.990	108.203	Pass
Horizontal	5720.000	19.711	46.679	66.390	-44.410	110.800	Pass
Horizontal	5722.899	19.719	49.430	69.149	-48.261	117.410	Pass
Horizontal	5725.000	19.725	47.966	67.691	-54.509	122.200	Pass
Horizontal	5787.826	19.857	81.207	101.065	--	--	--
Horizontal	5850.000	19.992	44.468	64.460	-57.740	122.200	Pass
Horizontal	5853.333	19.999	46.184	66.182	-48.419	114.601	Pass
Horizontal	5855.000	20.003	44.584	64.586	-46.214	110.800	Pass
Horizontal	5863.768	20.021	45.387	65.409	-42.936	108.345	Pass
Horizontal	5875.000	20.048	44.850	64.897	-40.303	105.200	Pass
Horizontal	5895.652	20.095	46.440	66.534	-23.384	89.918	Pass
Horizontal	5925.000	20.181	41.873	62.055	-6.145	68.200	Pass
Horizontal	5936.812	20.208	43.005	63.213	-4.987	68.200	Pass



Product : Intel® Wireless-AC 9260
 Test Item : Band Edge Data
 Test Date : 2017/10/05
 Test Mode : Mode 1 SISO A: Transmit (802.11ac-80BW-32.5Mbps) -Channel 155 (5775MHz)

RF Radiated Measurement:

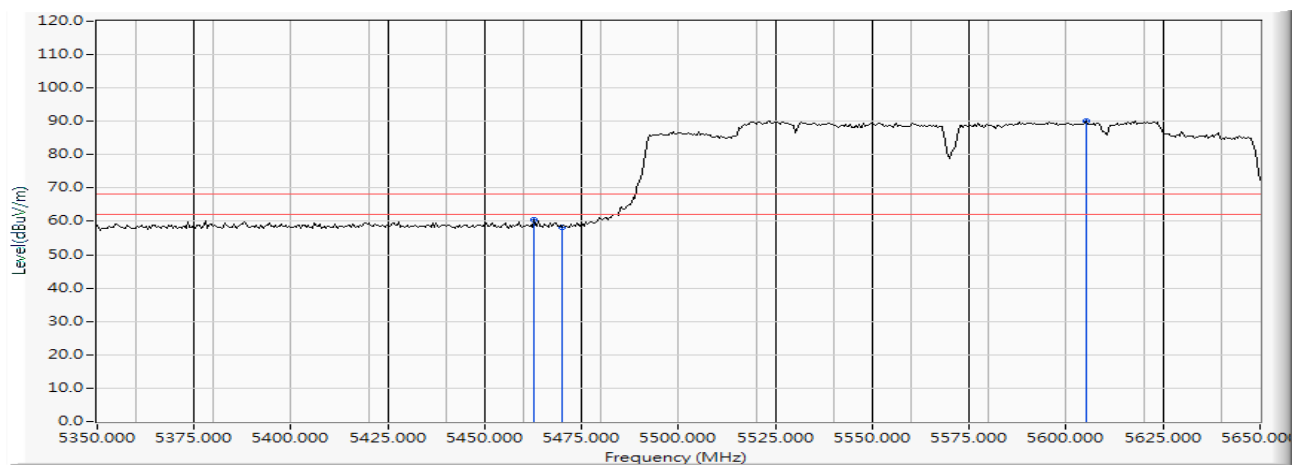
	Frequency (MHz)	Correct Factor (dB)	Reading Level (dBμV)	Measure Level (dBμV /m)	Margin (dB)	Limit (dBμV /m)	Result
Vertical	5640.580	19.514	47.861	67.375	-0.845	68.220	Pass
Vertical	5650.000	19.535	46.591	66.127	-2.093	68.220	Pass
Vertical	5694.493	19.646	54.254	73.900	-27.227	101.127	Pass
Vertical	5700.000	19.659	54.057	73.716	-31.484	105.200	Pass
Vertical	5716.522	19.701	56.323	76.024	-33.802	109.826	Pass
Vertical	5720.000	19.711	54.977	74.688	-36.112	110.800	Pass
Vertical	5725.000	19.725	54.838	74.563	-47.637	122.200	Pass
Vertical	5762.899	19.802	86.203	106.005	--	--	--
Vertical	5850.000	19.992	50.842	70.834	-51.366	122.200	Pass
Vertical	5852.174	19.996	51.528	71.524	-45.719	117.243	Pass
Vertical	5855.000	20.003	49.601	69.603	-41.197	110.800	Pass
Vertical	5858.551	20.009	51.024	71.034	-38.772	109.806	Pass
Vertical	5875.000	20.048	48.748	68.795	-36.405	105.200	Pass
Vertical	5900.870	20.106	50.359	70.466	-15.590	86.056	Pass
Vertical	5925.000	20.181	44.850	65.032	-3.168	68.200	Pass
Vertical	5935.652	20.205	45.146	65.351	-2.849	68.200	Pass



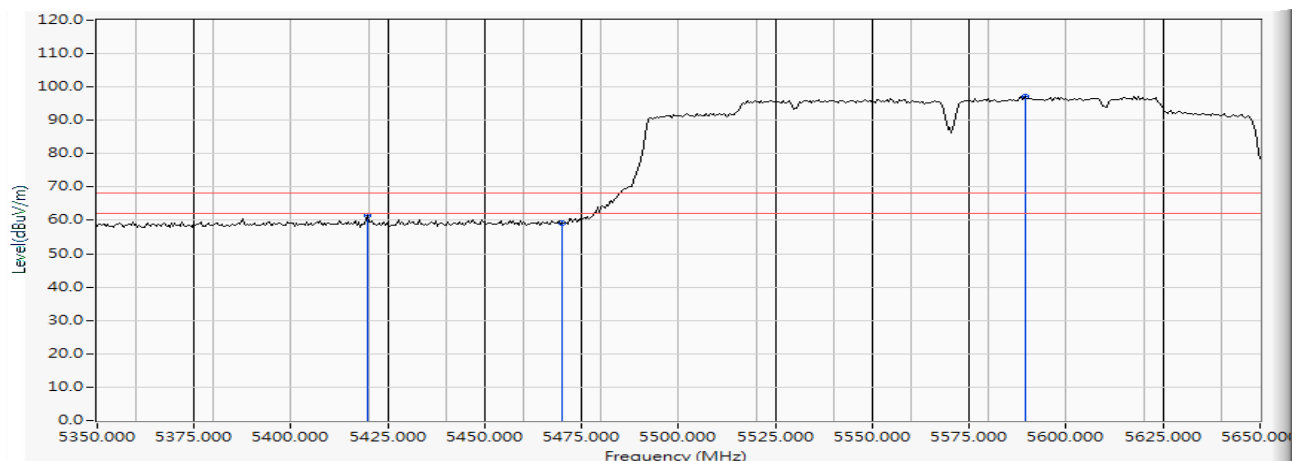
Product : Intel® Wireless-AC 9260
 Test Item : Band Edge Data
 Test Date : 2017/10/05
 Test Mode : Mode 1 SISO A: Transmit (802.11ac-160BW-65Mbps)-Channel 144 (5570MHz)

RF Radiated Measurement:

	Frequency (MHz)	Correct Factor (dB)	Reading Level (dBμV)	Measure Level (dBμV /m)	Margin (dB)	Limit (dBμV /m)	Result
Horizontal	5462.609	19.101	41.384	60.485	-7.735	68.220	Pass
Horizontal	5470.000	19.110	39.261	58.371	-9.849	68.220	Pass
Horizontal	5605.217	19.434	70.778	90.211	--	--	--

**RF Radiated Measurement:**

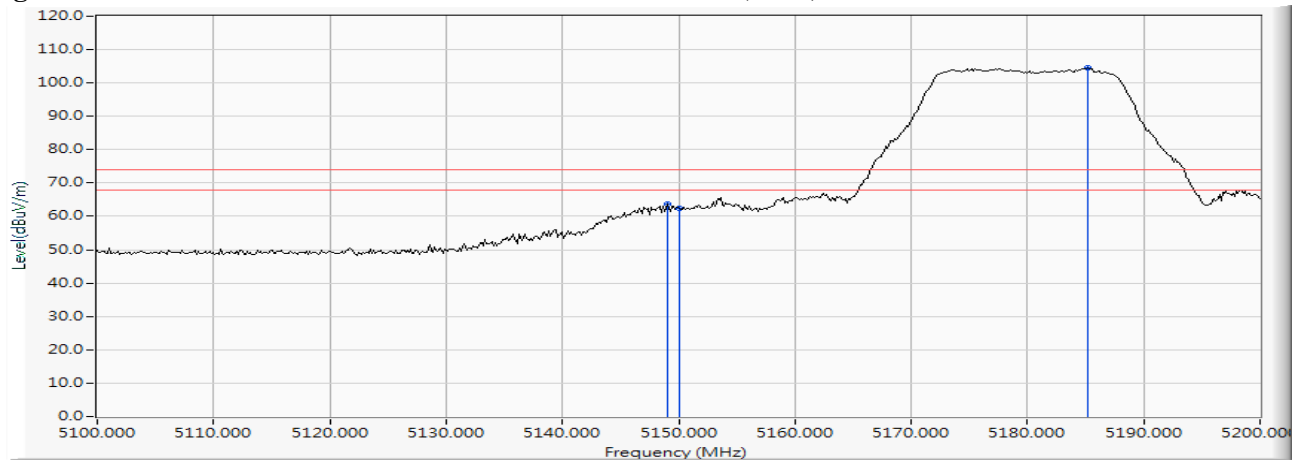
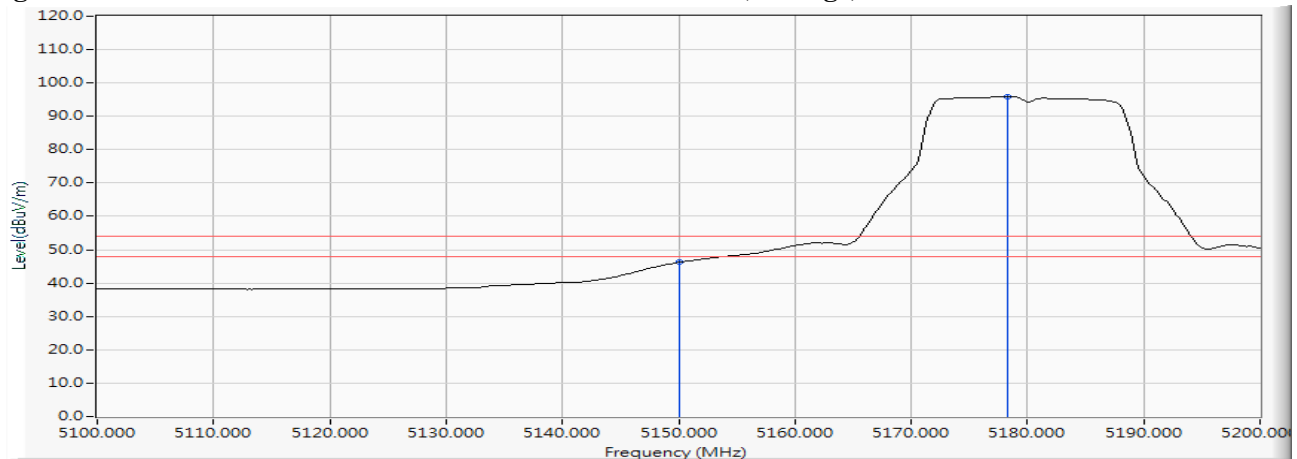
	Frequency (MHz)	Correct Factor (dB)	Reading Level (dBμV)	Measure Level (dBμV /m)	Margin (dB)	Limit (dBμV /m)	Result
Vertical	5419.565	18.996	42.526	61.521	-6.699	68.220	Pass
Vertical	5470.000	19.110	40.204	59.314	-8.906	68.220	Pass
Vertical	5589.565	19.385	77.924	97.310	--	--	--



Product : Intel® Wireless-AC 9260
 Test Item : Band Edge Data
 Test Date : 2017/09/27
 Test Mode : Mode 2 SISO B: Transmit (802.11a-6Mbps)-Channel 36 (5180MHz)

RF Radiated Measurement (Horizontal):

Channel No.	Frequency (MHz)	Correct Factor (dB)	Reading Level (dBμV)	Emission Level (dBμV/m)	Peak Limit (dBμV/m)	Average Limit (dBμV/m)	Result
36 (Peak)	5148.986	18.331	45.396	63.727	74.00	54.00	Pass
36 (Peak)	5150.000	18.335	43.998	62.332	74.00	54.00	Pass
36 (Peak)	5185.217	18.417	85.999	104.416	--	--	--
36 (Average)	5150.000	18.335	27.867	46.201	74.00	54.00	Pass
36 (Average)	5178.261	18.397	77.482	95.879	--	--	--

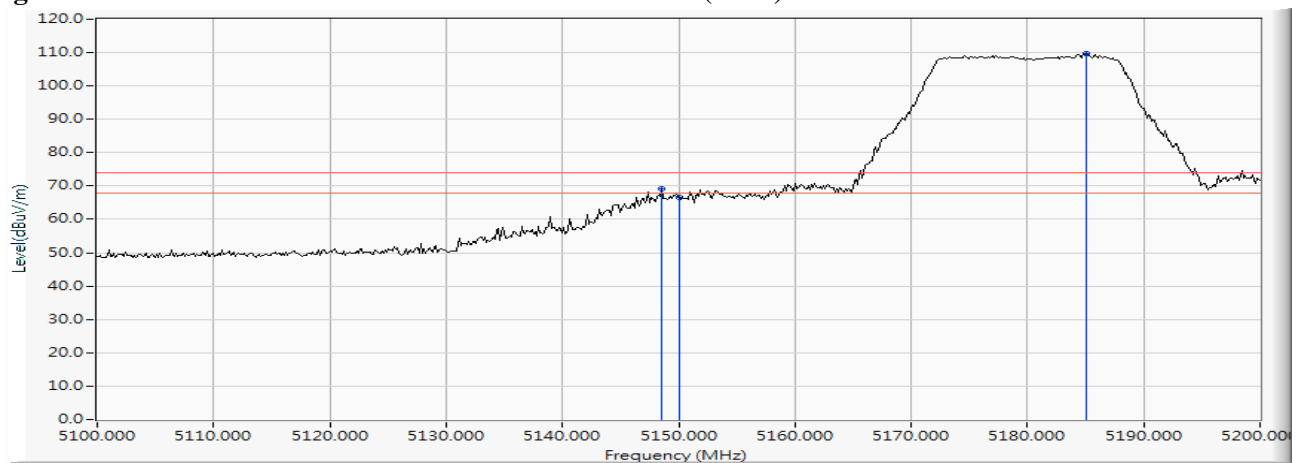
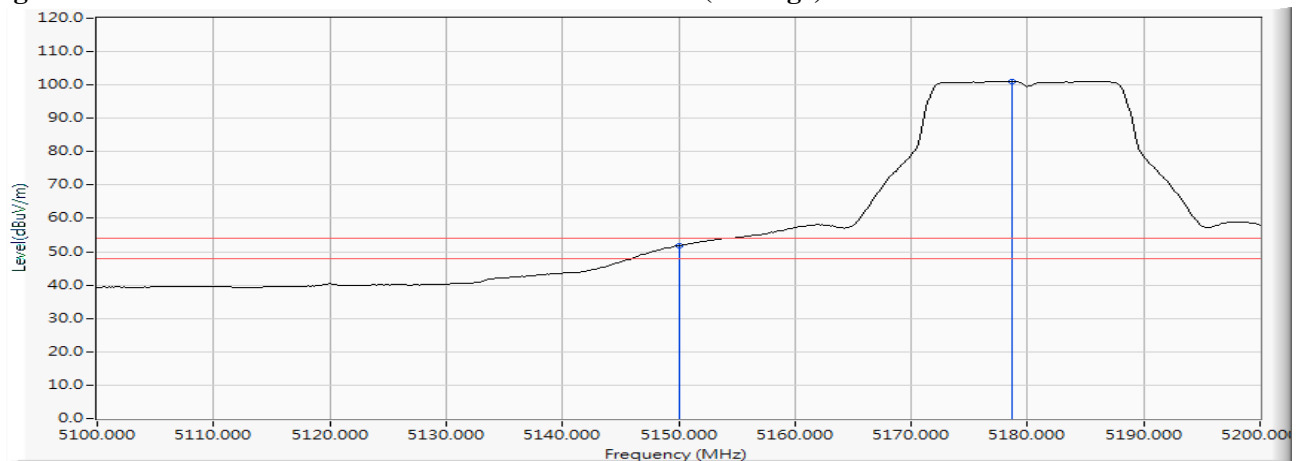
Figure Channel 36:**Horizontal (Peak)****Figure Channel 36:****Horizontal (Average)**

- Note: 1. All readings above 1GHz are performed with peak and/or average measurements as necessary.
 2. Peak measurements: RBW = 1MHz, VBW = 3 MHz, Sweep: Auto.
 3. Average measurements: RBW = 1MHz, VBW = 10 Hz, Sweep: Auto.
 4. “ * ”, means this data is the worst emission level.
 5. Measurement Level = Reading Level + Correct Factor.
 6. The average measurement was not performed when the peak measured data under the limit of average detection.

Product : Intel® Wireless-AC 9260
 Test Item : Band Edge Data
 Test Date : 2017/09/27
 Test Mode : Mode 2 SISO B: Transmit (802.11a-6Mbps)-Channel 36 (5180MHz)

RF Radiated Measurement (Vertical):

Channel No.	Frequency (MHz)	Correct Factor (dB)	Reading Level (dBμV)	Emission Level (dBμV/m)	Peak Limit (dBμV/m)	Average Limit (dBμV/m)	Result
36 (Peak)	5148.551	18.329	50.827	69.156	74.00	54.00	Pass
36 (Peak)	5150.000	18.335	48.272	66.606	74.00	54.00	Pass
36 (Peak)	5185.072	18.416	91.255	109.672	--	--	--
36 (Average)	5150.000	18.335	33.471	51.805	74.00	54.00	Pass
36 (Average)	5178.696	18.398	82.669	101.067	--	--	--

Figure Channel 36:**Vertical (Peak)****Figure Channel 36:****Vertical (Average)**

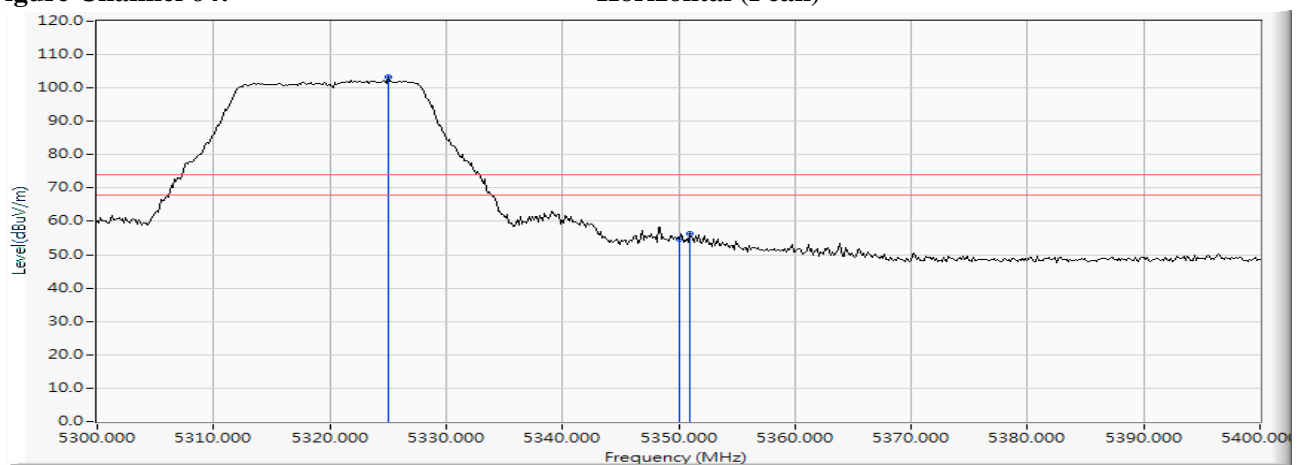
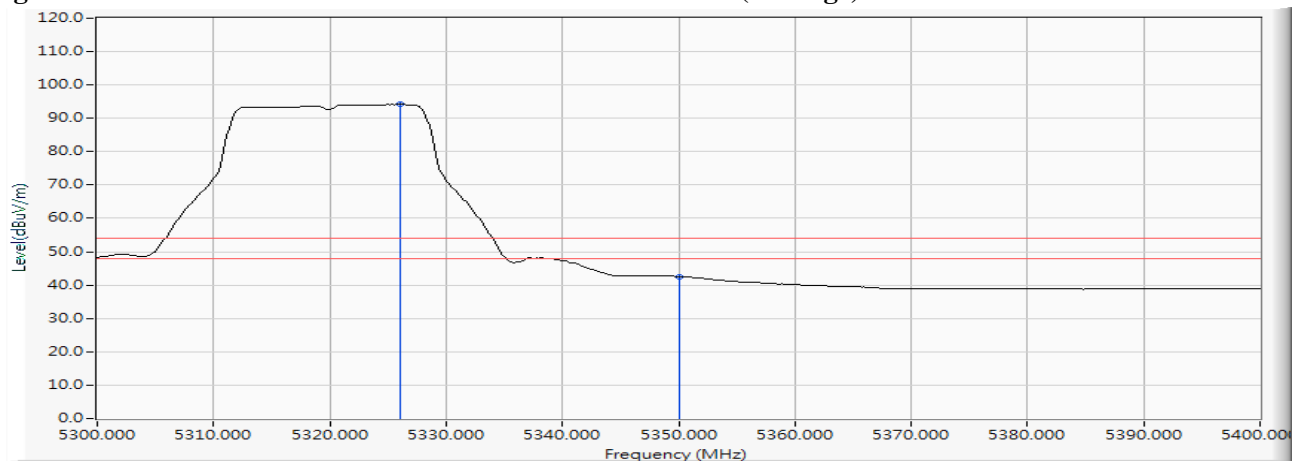
Note:

1. All readings above 1GHz are performed with peak and/or average measurements as necessary.
2. Peak measurements: RBW = 1MHz, VBW = 3 MHz, Sweep: Auto.
3. Average measurements: RBW = 1MHz, VBW = 10 Hz, Sweep: Auto.
4. “ * ”, means this data is the worst emission level.
5. Measurement Level = Reading Level + Correct Factor.
6. The average measurement was not performed when the peak measured data under the limit of average detection.

Product : Intel® Wireless-AC 9260
 Test Item : Band Edge Data
 Test Date : 2017/09/27
 Test Mode : Mode 2 SISO B: Transmit (802.11a-6Mbps) -Channel 64 (5320MHz)

RF Radiated Measurement (Horizontal):

Channel No.	Frequency (MHz)	Correct Factor (dB)	Reading Level (dBμV)	Emission Level (dBμV/m)	Peak Limit (dBμV/m)	Average Limit (dBμV/m)	Result
64 (Peak)	5325.072	18.755	84.547	103.302	--	--	--
64 (Peak)	5350.000	18.833	35.753	54.586	74.00	54.00	Pass
64 (Peak)	5351.014	18.834	37.469	56.303	74.00	54.00	Pass
64 (Average)	5326.087	18.757	75.387	94.144	--	--	--
64 (Average)	5350.000	18.833	23.731	42.564	74.00	54.00	Pass

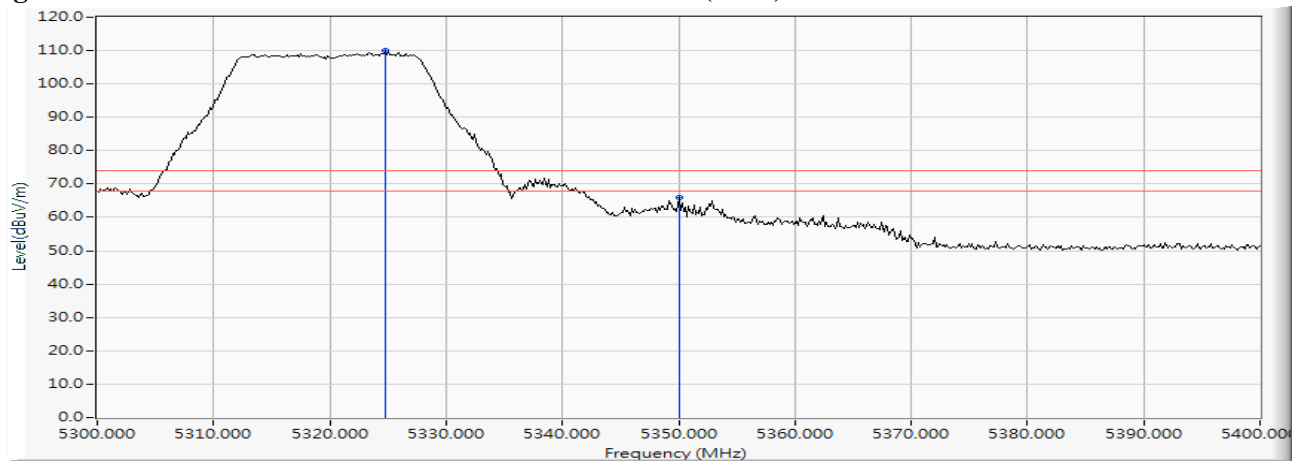
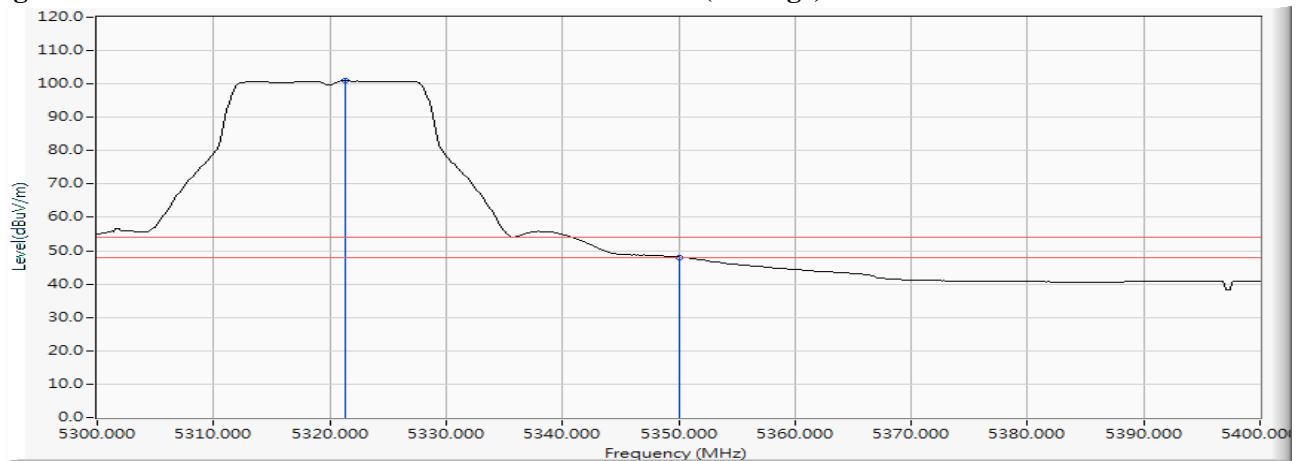
Figure Channel 64: Horizontal (Peak)**Figure Channel 64: Horizontal (Average)****Note:**

1. All readings above 1GHz are performed with peak and/or average measurements as necessary.
2. Peak measurements: RBW = 1MHz, VBW = 3 MHz, Sweep: Auto.
3. Average measurements: RBW = 1MHz, VBW = 10 Hz, Sweep: Auto.
4. " * ", means this data is the worst emission level.
5. Measurement Level = Reading Level + Correct Factor.
6. The average measurement was not performed when the peak measured data under the limit of average detection.

Product : Intel® Wireless-AC 9260
 Test Item : Band Edge Data
 Test Date : 2017/09/27
 Test Mode : Mode 2 SISO B: Transmit (802.11a-6Mbps) -Channel 64 (5320MHz)

RF Radiated Measurement (Vertical):

Channel No.	Frequency (MHz)	Correct Factor (dB)	Reading Level (dBμV)	Emission Level (dBμV/m)	Peak Limit (dBμV/m)	Average Limit (dBμV/m)	Result
64 (Peak)	5324.783	18.754	91.216	109.970	--	--	--
64 (Peak)	5350.000	18.833	47.114	65.947	74.00	54.00	Pass
64 (Average)	5321.304	18.747	82.173	100.919	--	--	--
64 (Average)	5350.000	18.833	29.242	48.075	74.00	54.00	Pass

Figure Channel 64:**Vertical (Peak)****Figure Channel 64:****Vertical (Average)**

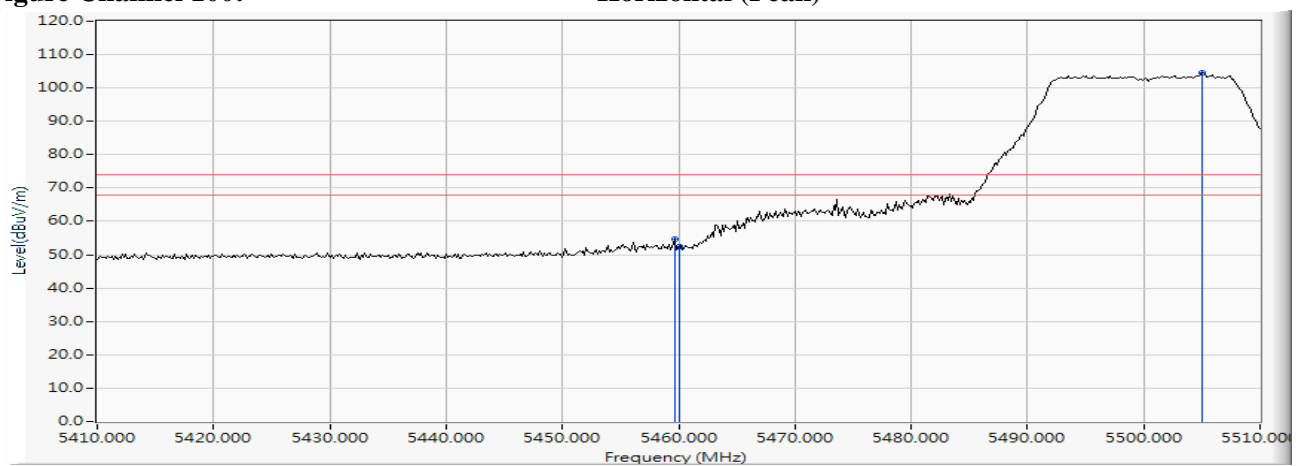
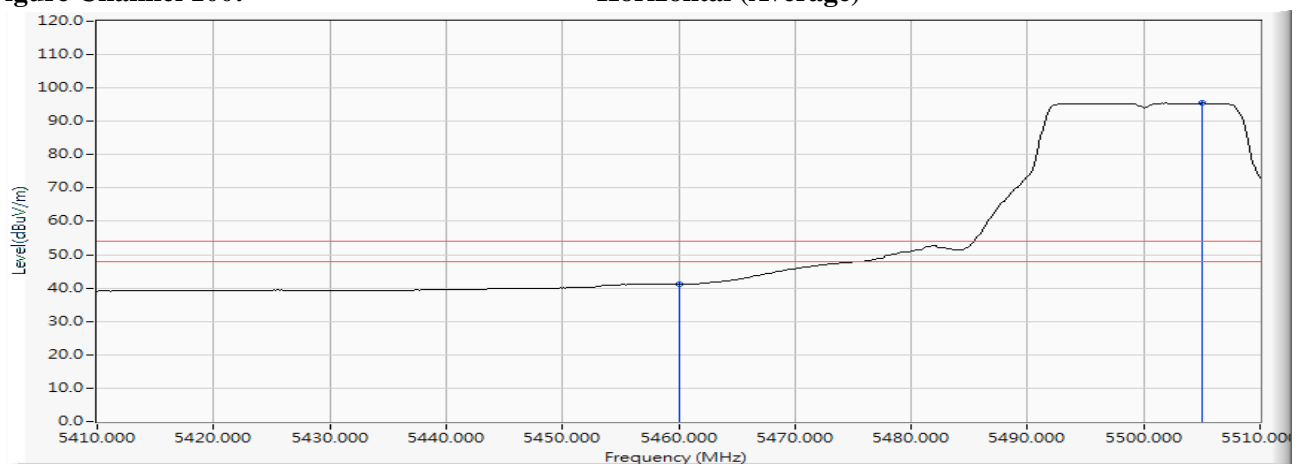
Note:

1. All readings above 1GHz are performed with peak and/or average measurements as necessary.
2. Peak measurements: RBW = 1MHz, VBW = 3 MHz, Sweep: Auto.
3. Average measurements: RBW = 1MHz, VBW = 10 Hz, Sweep: Auto.
4. “ * ”, means this data is the worst emission level.
5. Measurement Level = Reading Level + Correct Factor.
6. The average measurement was not performed when the peak measured data under the limit of average detection.

Product : Intel® Wireless-AC 9260
 Test Item : Band Edge Data
 Test Date : 2017/09/27
 Test Mode : Mode 2 SISO B: Transmit (802.11a-6Mbps) -Channel 100 (5500MHz)

RF Radiated Measurement (Horizontal):

Channel No.	Frequency (MHz)	Correct Factor (dB)	Reading Level (dBμV)	Emission Level (dBμV/m)	Peak Limit (dBμV/m)	Average Limit (dBμV/m)	Result
100 (Peak)	5459.710	19.097	35.587	54.684	74.00	54.00	Pass
100 (Peak)	5460.000	19.097	33.464	52.561	74.00	54.00	Pass
100 (Peak)	5505.072	19.195	85.279	104.474	--	--	--
100 (Average)	5460.000	19.097	22.133	41.230	74.00	54.00	Pass
100 (Average)	5505.072	19.195	76.208	95.403	--	--	--

Figure Channel 100:**Horizontal (Peak)****Figure Channel 100:****Horizontal (Average)**

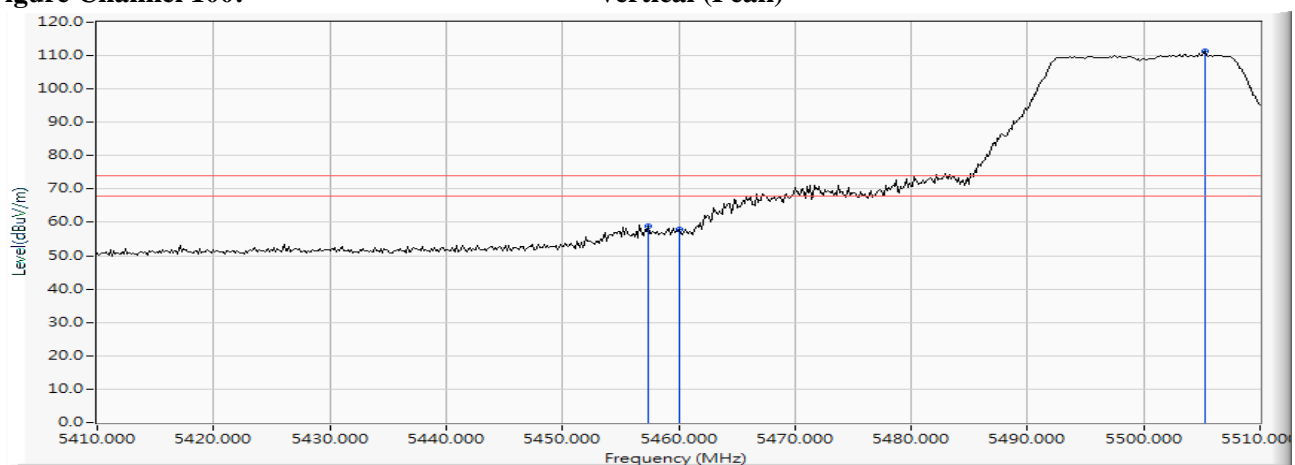
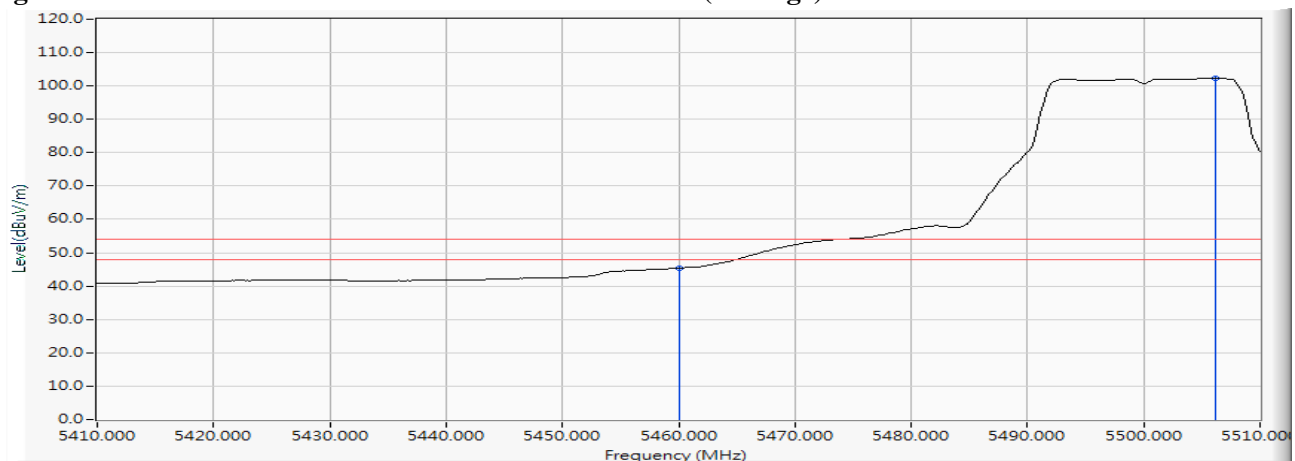
Note:

1. All readings above 1GHz are performed with peak and/or average measurements as necessary.
2. Peak measurements: RBW = 1MHz, VBW = 3 MHz, Sweep: Auto.
3. Average measurements: RBW = 1MHz, VBW = 10 Hz, Sweep: Auto.
4. “ * ”, means this data is the worst emission level.
5. Measurement Level = Reading Level + Correct Factor.
6. The average measurement was not performed when the peak measured data under the limit of average detection.

Product : Intel® Wireless-AC 9260
 Test Item : Band Edge Data
 Test Date : 2017/09/27
 Test Mode : Mode 2 SISO B: Transmit (802.11a-6Mbps) -Channel 100 (5500MHz)

RF Radiated Measurement (Vertical):

Channel No.	Frequency (MHz)	Correct Factor (dB)	Reading Level (dBμV)	Emission Level (dBμV/m)	Peak Limit (dBμV/m)	Average Limit (dBμV/m)	Result
100 (Peak)	5457.391	19.094	39.698	58.792	74.00	54.00	Pass
100 (Peak)	5460.000	19.097	38.761	57.858	74.00	54.00	Pass
100 (Peak)	5505.217	19.195	92.078	111.273	--	--	--
100 (Average)	5460.000	19.097	26.279	45.376	74.00	54.00	Pass
100 (Average)	5506.232	19.195	83.051	102.247	--	--	--

Figure Channel 100:
Vertical (Peak)

Figure Channel 100:
Vertical (Average)


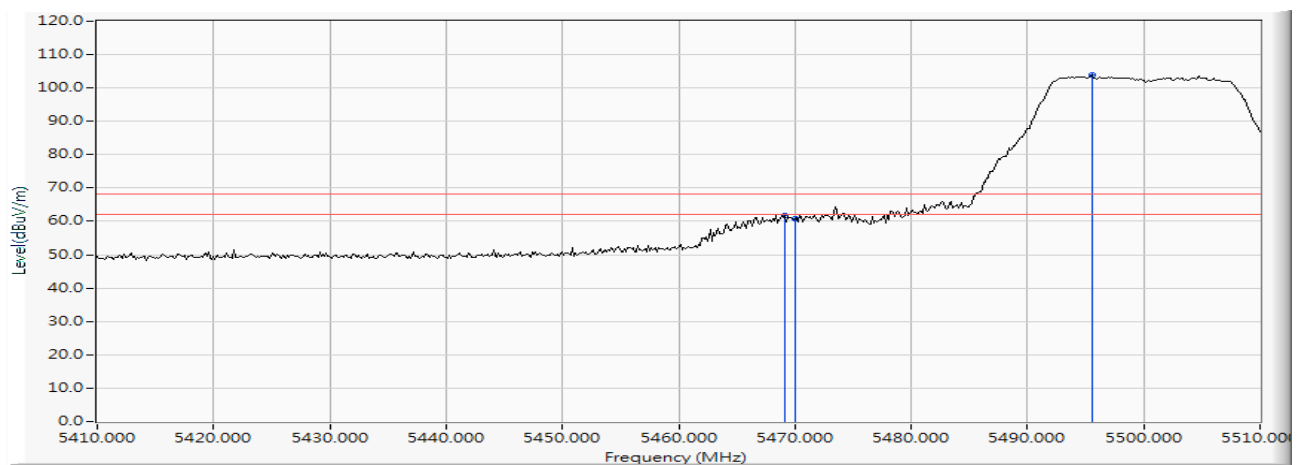
Note:

1. All readings above 1GHz are performed with peak and/or average measurements as necessary.
2. Peak measurements: RBW = 1MHz, VBW = 3 MHz, Sweep: Auto.
3. Average measurements: RBW = 1MHz, VBW = 10 Hz, Sweep: Auto.
4. “ * ”, means this data is the worst emission level.
5. Measurement Level = Reading Level + Correct Factor.
6. The average measurement was not performed when the peak measured data under the limit of average detection.

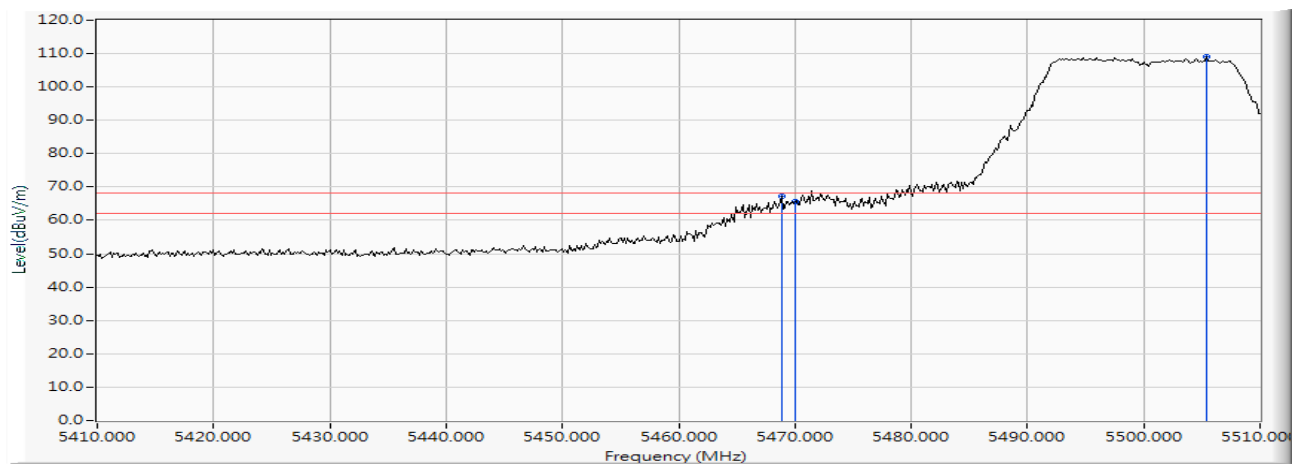
Product : Intel® Wireless-AC 9260
 Test Item : Band Edge Data
 Test Date : 2017/09/29
 Test Mode : Mode 2 SISO B: Transmit (802.11a-6Mbps) -Channel 100 (5500MHz)

RF Radiated Measurement:

	Frequency (MHz)	Correct Factor (dB)	Reading Level (dBμV)	Measure Level (dBμV/m)	Margin (dB)	Limit (dBμV/m)	Result
Horizontal	5469.130	19.108	42.769	61.878	-6.342	68.220	Pass
Horizontal	5470.000	19.110	41.572	60.682	-7.538	68.220	Pass
Horizontal	5495.507	19.190	84.813	104.003	--	--	--



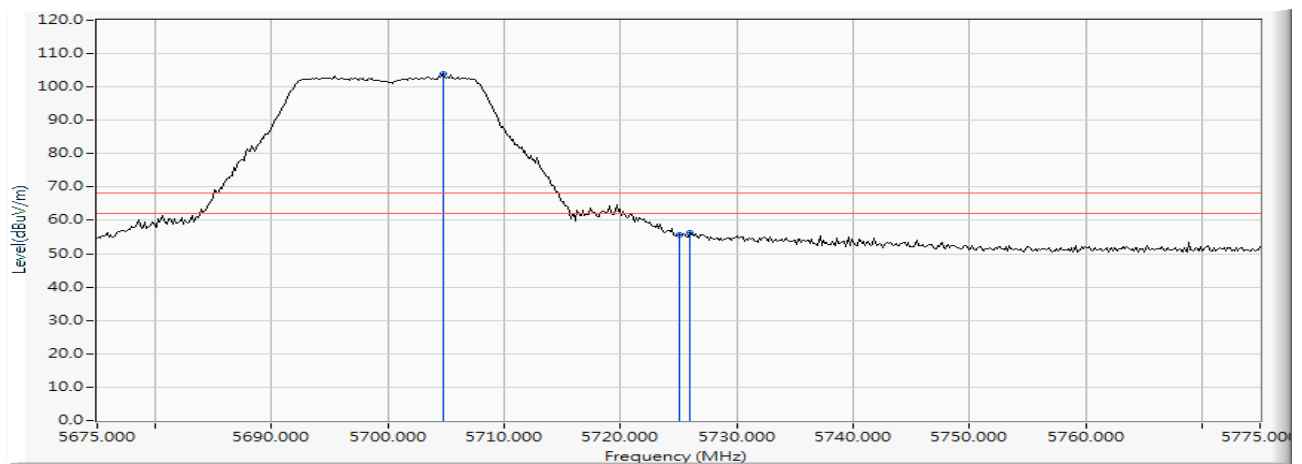
	Frequency (MHz)	Correct Factor (dB)	Reading Level (dBμV)	Measure Level (dBμV/m)	Margin (dB)	Limit (dBμV/m)	Result
Vertical	5468.841	19.108	48.240	67.348	-0.872	68.220	Pass
Vertical	5470.000	19.110	46.569	65.679	-2.541	68.220	Pass
Vertical	5505.362	19.195	89.723	108.918	--	--	--



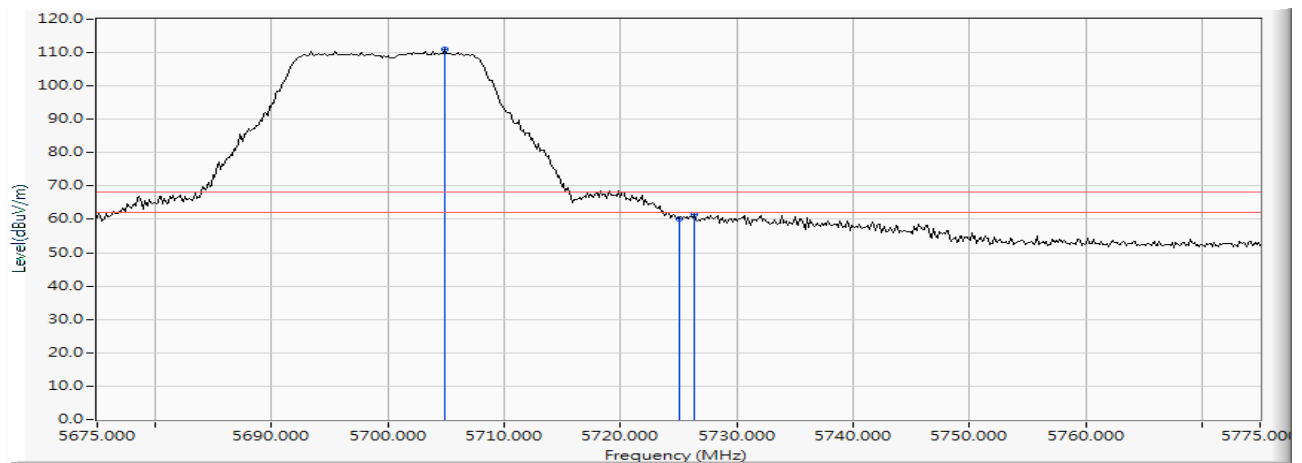
Product : Intel® Wireless-AC 9260
 Test Item : Band Edge Data
 Test Date : 2017/09/29
 Test Mode : Mode 2 SISO B: Transmit (802.11a-6Mbps) -Channel 140 (5700MHz)

RF Radiated Measurement:

	Frequency (MHz)	Correct Factor (dB)	Reading Level (dBμV)	Measure Level (dBμV /m)	Margin (dB)	Limit (dBμV /m)	Result
Horizontal	5704.710	19.670	84.104	103.774	--	--	--
Horizontal	5725.000	19.725	35.830	55.555	-12.665	68.220	Pass
Horizontal	5726.014	19.728	36.569	56.297	-11.923	68.220	Pass



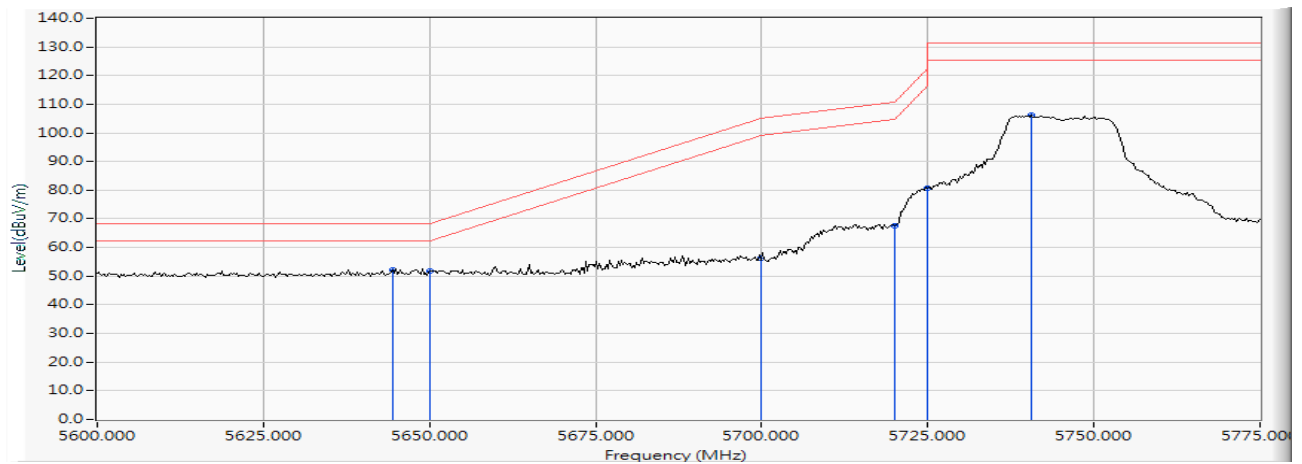
	Frequency (MHz)	Correct Factor (dB)	Reading Level (dBμV)	Measure Level (dBμV /m)	Margin (dB)	Limit (dBμV /m)	Result
Vertical	5704.855	19.670	91.216	110.886	--	--	--
Vertical	5725.000	19.725	40.571	60.296	-7.924	68.220	Pass
Vertical	5726.304	19.729	41.668	61.397	-6.823	68.220	Pass



Product : Intel® Wireless-AC 9260
 Test Item : Band Edge Data
 Test Date : 2017/09/29
 Test Mode : Mode 2 SISO B: Transmit (802.11a-6Mbps) -Channel 149 (5745MHz)

RF Radiated Measurement:

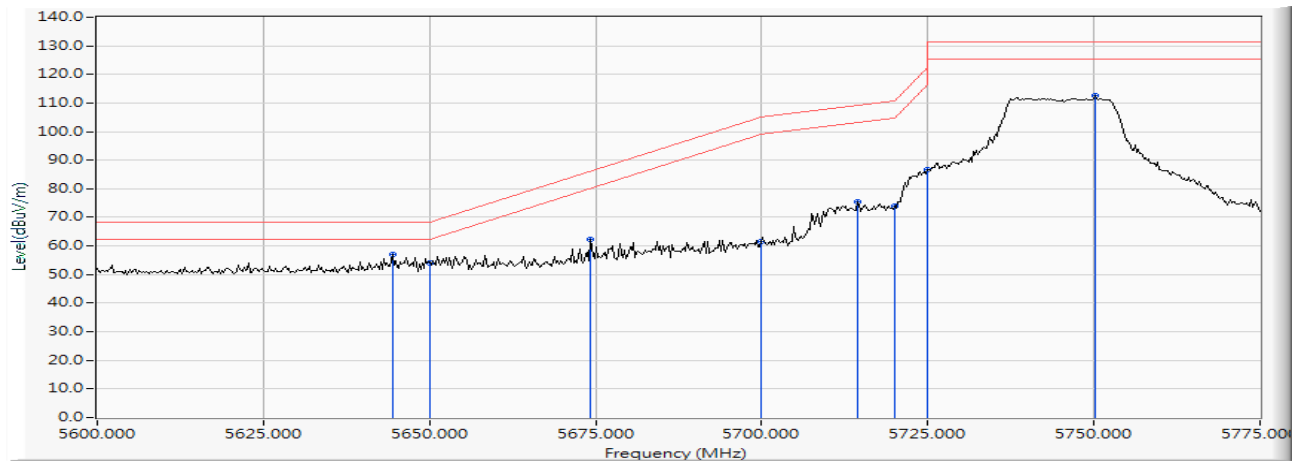
	Frequency (MHz)	Correct Factor (dB)	Reading Level (dBμV)	Measure Level (dBμV /m)	Margin (dB)	Limit (dBμV /m)	Result
Horizontal	5644.384	19.522	32.701	52.223	-15.997	68.220	Pass
Horizontal	5650.000	19.535	32.127	51.663	-16.557	68.220	Pass
Horizontal	5700.000	19.659	36.541	56.200	-49.000	105.200	Pass
Horizontal	5720.000	19.711	47.912	67.623	-43.177	110.800	Pass
Horizontal	5725.000	19.725	61.064	80.789	-41.411	122.200	Pass
Horizontal	5740.507	19.754	86.302	106.056	--	--	--



Product : Intel® Wireless-AC 9260
 Test Item : Band Edge Data
 Test Date : 2017/09/29
 Test Mode : Mode 2 SISO B: Transmit (802.11a-6Mbps) -Channel 149 (5745MHz)

RF Radiated Measurement:

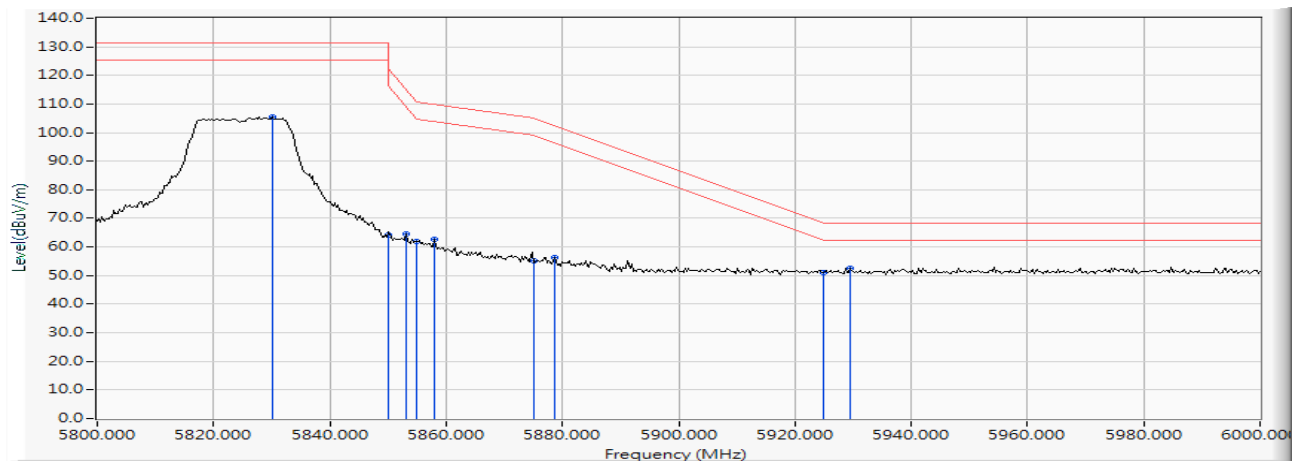
	Frequency (MHz)	Correct Factor (dB)	Reading Level (dBμV)	Measure Level (dBμV /m)	Margin (dB)	Limit (dBμV /m)	Result
Vertical	5644.384	19.522	37.479	57.001	-11.219	68.220	Pass
Vertical	5650.000	19.535	34.683	54.219	-14.001	68.220	Pass
Vertical	5674.312	19.583	42.825	62.408	-23.793	86.201	Pass
Vertical	5700.000	19.659	41.928	61.587	-43.613	105.200	Pass
Vertical	5714.384	19.695	55.625	75.320	-33.908	109.228	Pass
Vertical	5720.000	19.711	54.246	73.957	-36.843	110.800	Pass
Vertical	5725.000	19.725	66.894	86.619	-35.581	122.200	Pass
Vertical	5750.145	19.773	92.695	112.469	--	--	--



Product : Intel® Wireless-AC 9260
 Test Item : Band Edge Data
 Test Date : 2017/09/29
 Test Mode : Mode 2 SISO B: Transmit (802.11a-6Mbps) -Channel 165 (5825MHz)

RF Radiated Measurement:

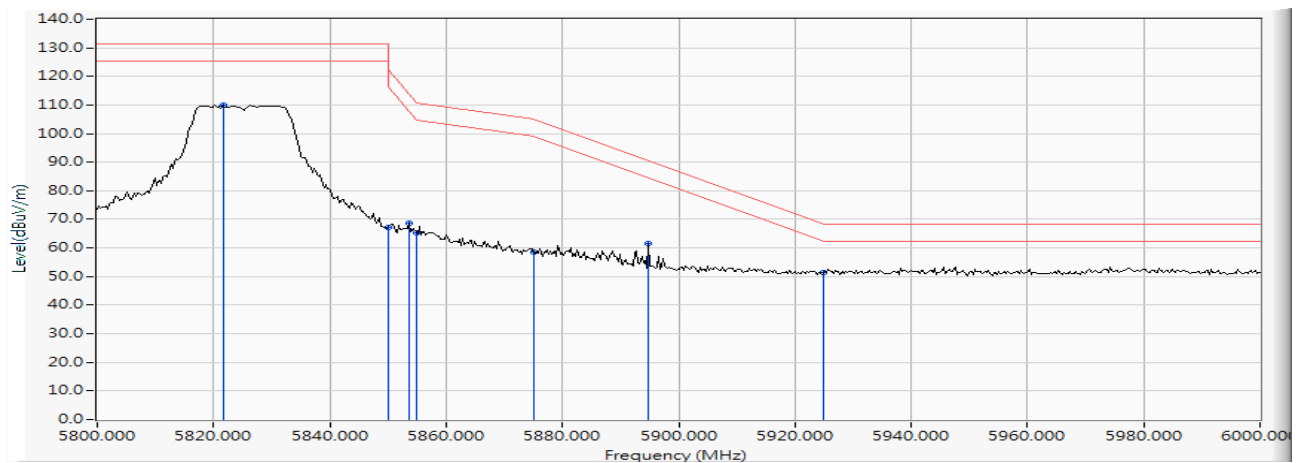
	Frequency (MHz)	Correct Factor (dB)	Reading Level (dBμV)	Measure Level (dBμV /m)	Margin (dB)	Limit (dBμV /m)	Result
Horizontal	5830.145	19.954	85.562	105.516	--	--	--
Horizontal	5850.000	19.992	44.362	64.354	-57.846	122.200	Pass
Horizontal	5853.043	19.997	44.704	64.702	-50.560	115.262	Pass
Horizontal	5855.000	20.003	42.028	62.030	-48.770	110.800	Pass
Horizontal	5857.971	20.008	42.523	62.531	-47.437	109.968	Pass
Horizontal	5875.000	20.048	35.299	55.346	-49.854	105.200	Pass
Horizontal	5878.551	20.056	36.413	56.469	-46.103	102.572	Pass
Horizontal	5925.000	20.181	30.903	51.085	-17.115	68.200	Pass
Horizontal	5929.565	20.192	32.487	52.679	-15.521	68.200	Pass



Product : Intel® Wireless-AC 9260
 Test Item : Band Edge Data
 Test Date : 2017/09/29
 Test Mode : Mode 2 SISO B: Transmit (802.11a-6Mbps) -Channel 149 (5825MHz)

RF Radiated Measurement:

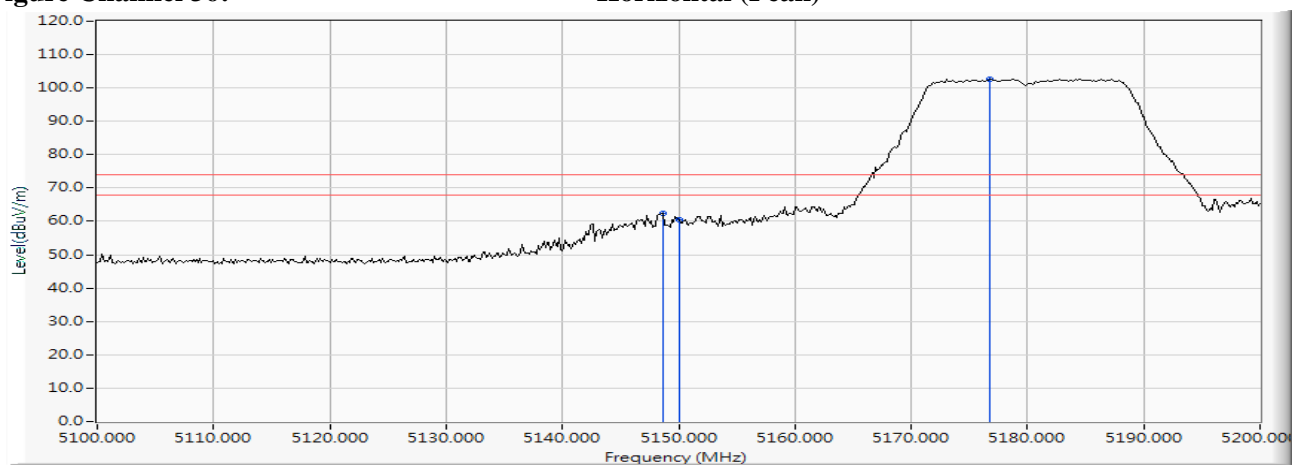
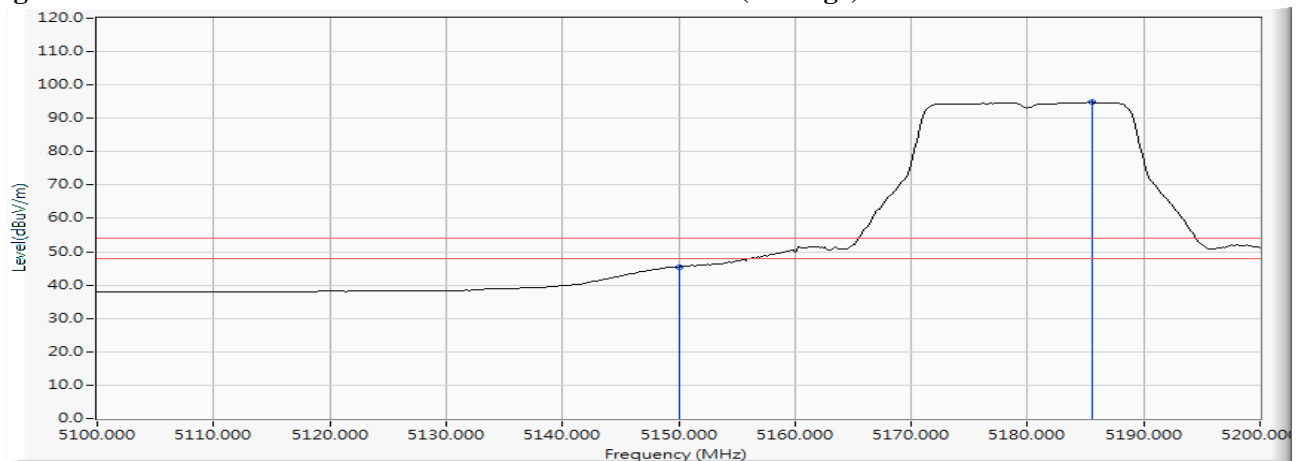
	Frequency (MHz)	Correct Factor (dB)	Reading Level (dBμV)	Measure Level (dBμV /m)	Margin (dB)	Limit (dBμV /m)	Result
Vertical	5821.739	19.929	90.156	110.086	--	--	--
Vertical	5850.000	19.992	47.301	67.293	-54.907	122.200	Pass
Vertical	5853.623	19.999	48.515	68.514	-45.426	113.940	Pass
Vertical	5855.000	20.003	45.180	65.182	-45.618	110.800	Pass
Vertical	5875.000	20.048	38.447	58.494	-46.706	105.200	Pass
Vertical	5894.783	20.093	41.630	61.722	-28.839	90.561	Pass
Vertical	5925.000	20.181	31.105	51.287	-16.913	68.200	Pass



Product : Intel® Wireless-AC 9260
 Test Item : Band Edge Data
 Test Date : 2017/09/28
 Test Mode : Mode 2 SISO B: Transmit (802.11n-20BW 7.2Mbps) -Channel 36 (5180MHz)

RF Radiated Measurement (Horizontal):

Channel No.	Frequency (MHz)	Correct Factor (dB)	Reading Level (dB μ V)	Emission Level (dB μ V/m)	Peak Limit (dB μ V/m)	Average Limit (dB μ V/m)	Result
36 (Peak)	5148.696	18.330	44.061	62.391	74.00	54.00	Pass
36 (Peak)	5150.000	18.335	42.083	60.417	74.00	54.00	Pass
36 (Peak)	5176.812	18.393	84.262	102.655	--	--	--
36 (Average)	5150.000	18.335	27.166	45.500	74.00	54.00	Pass
36 (Average)	5185.507	18.419	76.336	94.754	--	--	--

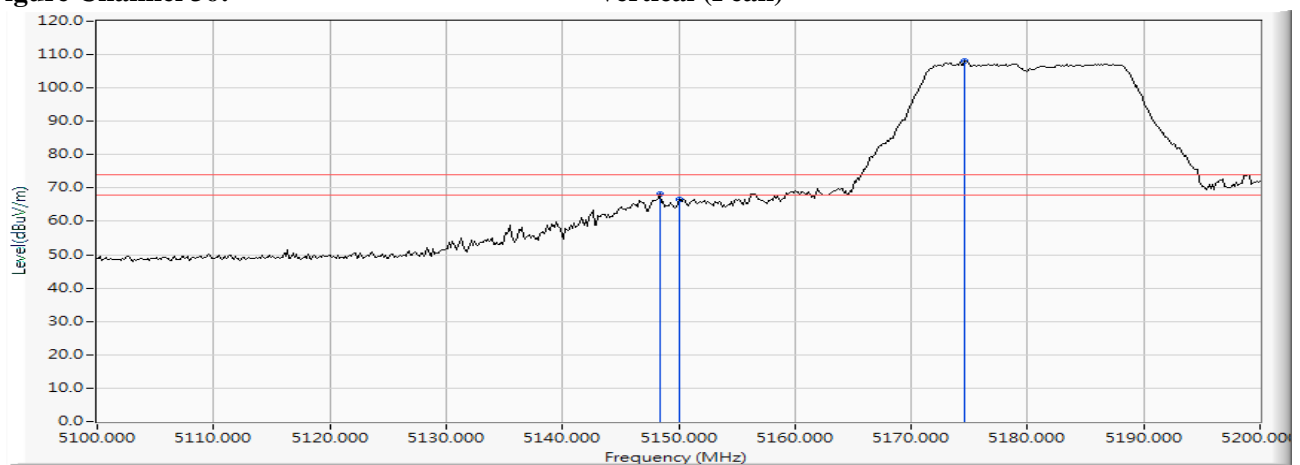
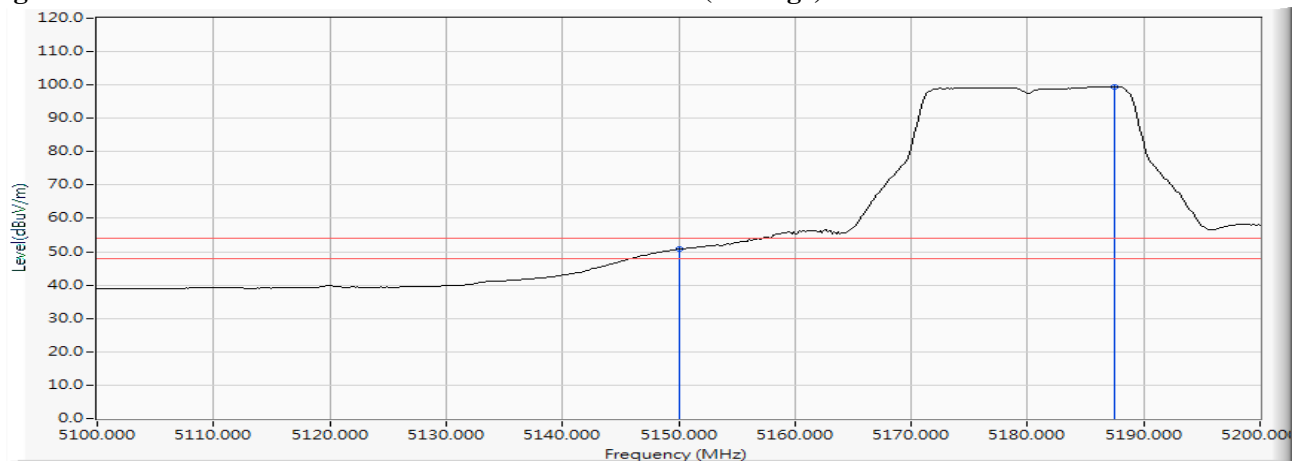
Figure Channel 36:**Horizontal (Peak)****Figure Channel 36:****Horizontal (Average)****Note:**

1. All readings above 1GHz are performed with peak and/or average measurements as necessary.
2. Peak measurements: RBW = 1MHz, VBW = 3 MHz, Sweep: Auto.
3. Average measurements: RBW = 1MHz, VBW = 10 Hz, Sweep: Auto.
4. “ * ”, means this data is the worst emission level.
5. Measurement Level = Reading Level + Correct Factor.
6. The average measurement was not performed when the peak measured data under the limit of average detection.

Product : Intel® Wireless-AC 9260
 Test Item : Band Edge Data
 Test Date : 2017/09/28
 Test Mode : Mode 2 SISO B: Transmit (802.11n-20BW 7.2Mbps) -Channel 36 (5180MHz)

RF Radiated Measurement (Vertical):

Channel No.	Frequency (MHz)	Correct Factor (dB)	Reading Level (dBμV)	Emission Level (dBμV/m)	Peak Limit (dBμV/m)	Average Limit (dBμV/m)	Result
36 (Peak)	5148.406	18.328	50.029	68.358	74.00	54.00	Pass
36 (Peak)	5150.000	18.335	48.179	66.513	74.00	54.00	Pass
36 (Peak)	5174.638	18.387	89.706	108.093	--	--	--
36 (Average)	5150.000	18.335	32.455	50.789	74.00	54.00	Pass
36 (Average)	5187.536	18.424	81.024	99.448	--	--	--

Figure Channel 36:**Vertical (Peak)****Figure Channel 36:****Vertical (Average)**

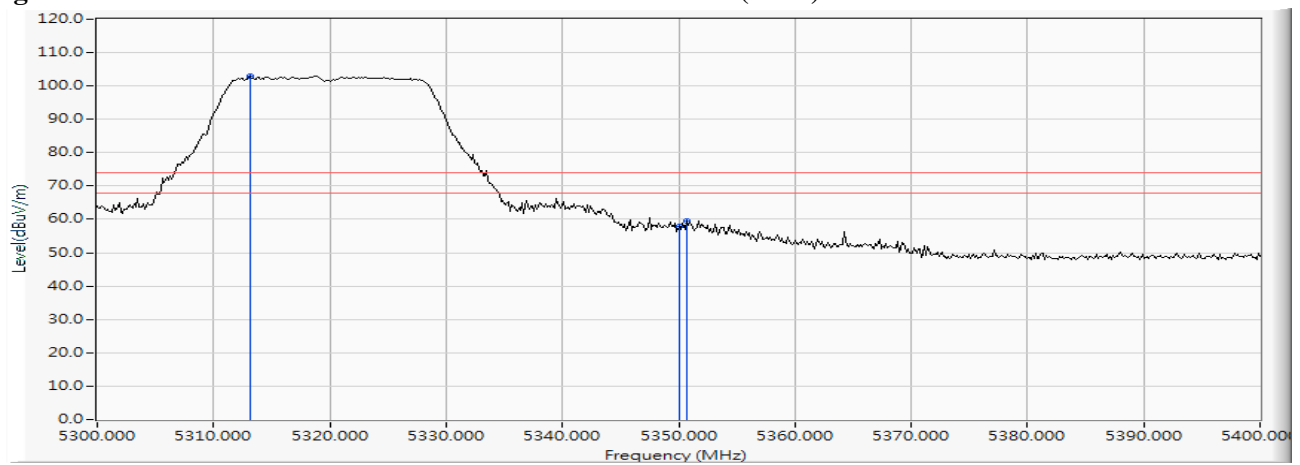
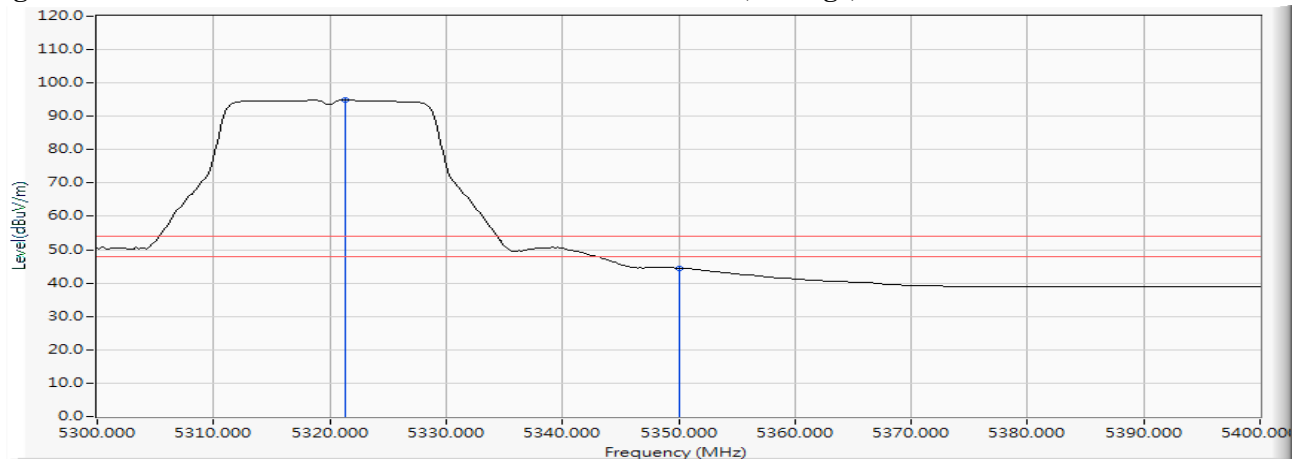
Note:

1. All readings above 1GHz are performed with peak and/or average measurements as necessary.
2. Peak measurements: RBW = 1MHz, VBW = 3 MHz, Sweep: Auto.
3. Average measurements: RBW = 1MHz, VBW = 10 Hz, Sweep: Auto.
4. “ * ”, means this data is the worst emission level.
5. Measurement Level = Reading Level + Correct Factor.
6. The average measurement was not performed when the peak measured data under the limit of average detection.

Product : Intel® Wireless-AC 9260
 Test Item : Band Edge Data
 Test Date : 2017/09/28
 Test Mode : Mode 2 SISO B: Transmit (802.11n-20BW 7.2Mbps) -Channel 64 (5320MHz)

RF Radiated Measurement (Horizontal):

Channel No.	Frequency (MHz)	Correct Factor (dB)	Reading Level (dBμV)	Emission Level (dBμV/m)	Peak Limit (dBμV/m)	Average Limit (dBμV/m)	Result
64 (Peak)	5313.188	18.727	84.213	102.941	--	--	--
64 (Peak)	5350.000	18.833	39.196	58.029	74.00	54.00	Pass
64 (Peak)	5350.725	18.834	40.656	59.490	74.00	54.00	Pass
64 (Average)	5321.304	18.747	76.083	94.829	--	--	--
64 (Average)	5350.000	18.833	25.697	44.530	74.00	54.00	Pass

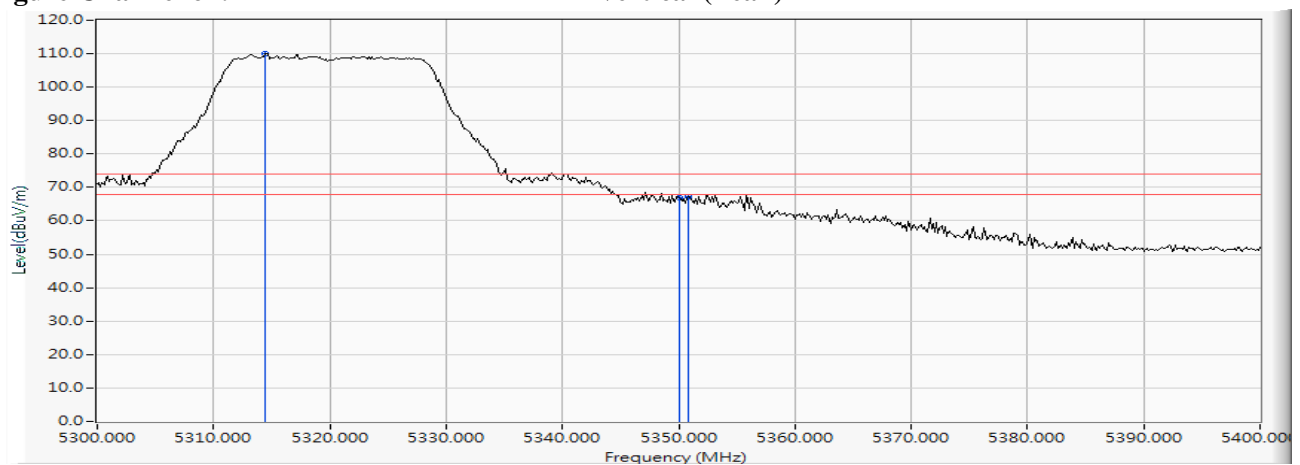
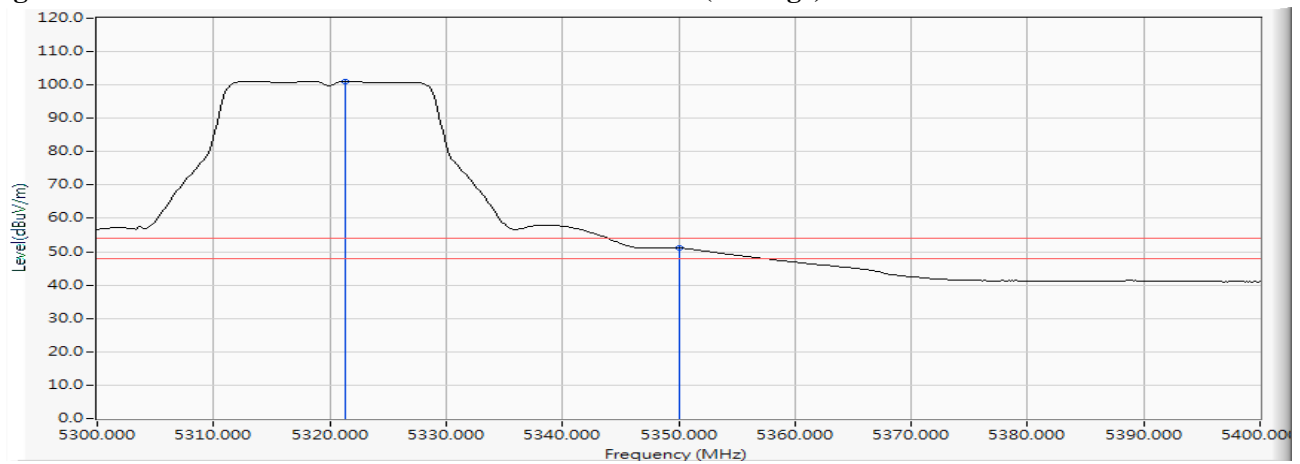
Figure Channel 64:**Horizontal (Peak)****Figure Channel 64:****Horizontal (Average)****Note:**

1. All readings above 1GHz are performed with peak and/or average measurements as necessary.
2. Peak measurements: RBW = 1MHz, VBW = 3 MHz, Sweep: Auto.
3. Average measurements: RBW = 1MHz, VBW = 10 Hz, Sweep: Auto.
4. “ * ”, means this data is the worst emission level.
5. Measurement Level = Reading Level + Correct Factor.
6. The average measurement was not performed when the peak measured data under the limit of average detection.

Product : Intel® Wireless-AC 9260
 Test Item : Band Edge Data
 Test Date : 2017/09/28
 Test Mode : Mode 2 SISO B: Transmit (802.11n-20BW 7.2Mbps) -Channel 64 (5320MHz)

RF Radiated Measurement (Vertical):

Channel No.	Frequency (MHz)	Correct Factor (dB)	Reading Level (dBμV)	Emission Level (dBμV/m)	Peak Limit (dBμV/m)	Average Limit (dBμV/m)	Result
64 (Peak)	5314.493	18.730	91.273	110.004	--	--	--
64 (Peak)	5350.000	18.833	48.098	66.931	74.00	54.00	Pass
64 (Peak)	5350.870	18.834	48.472	67.306	74.00	54.00	Pass
64 (Average)	5321.304	18.747	82.288	101.034	--	--	--
64 (Average)	5350.000	18.833	32.289	51.122	74.00	54.00	Pass

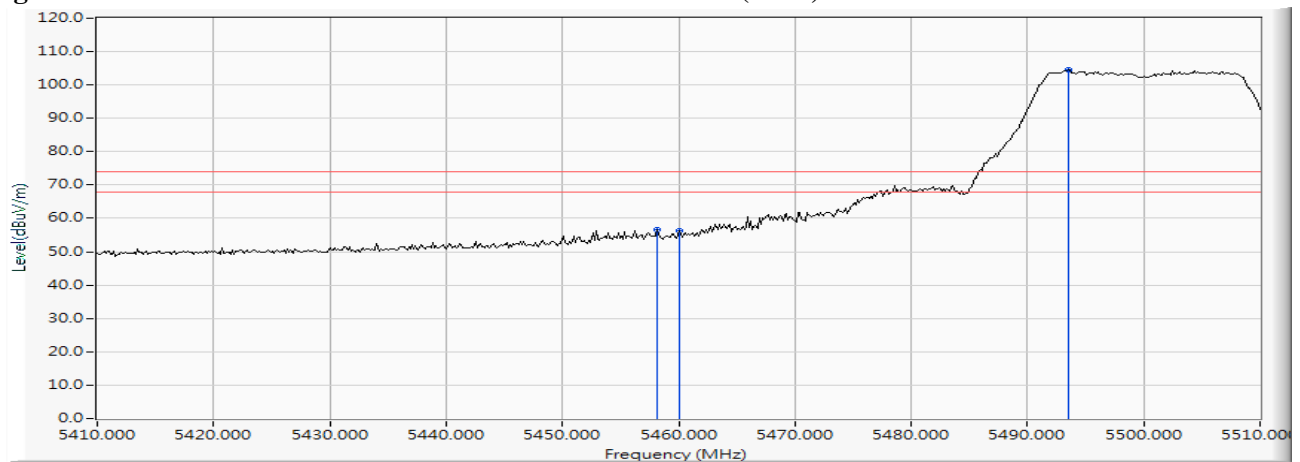
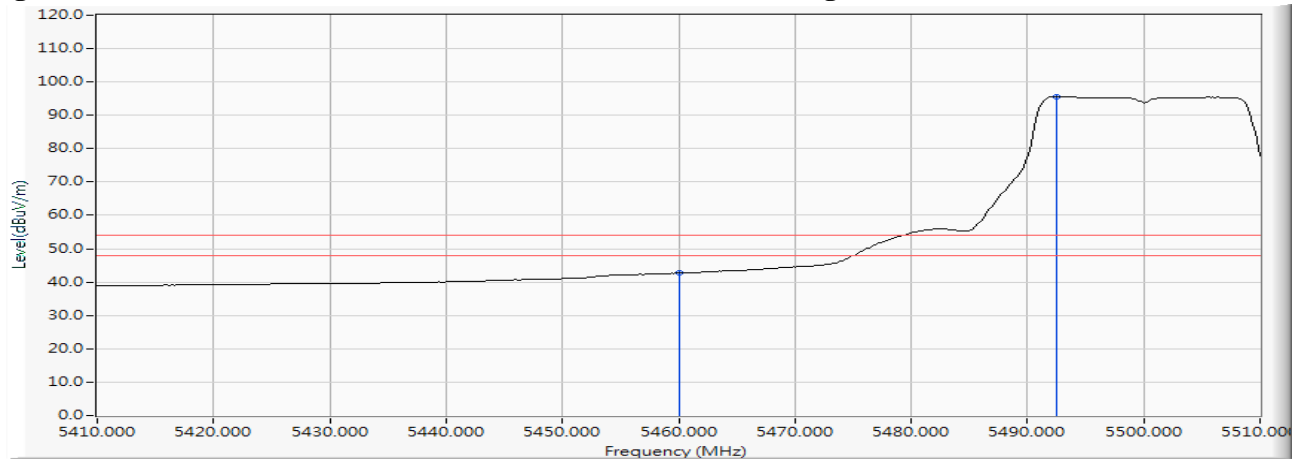
Figure Channel 64: Vertical (Peak)**Figure Channel 64: Vertical (Average)****Note:**

1. All readings above 1GHz are performed with peak and/or average measurements as necessary.
2. Peak measurements: RBW = 1MHz, VBW = 3 MHz, Sweep: Auto.
3. Average measurements: RBW = 1MHz, VBW = 10 Hz, Sweep: Auto.
4. “ * ”, means this data is the worst emission level.
5. Measurement Level = Reading Level + Correct Factor.
6. The average measurement was not performed when the peak measured data under the limit of average detection.

Product : Intel® Wireless-AC 9260
 Test Item : Band Edge Data
 Test Date : 2017/09/28
 Test Mode : Mode 2 SISO B: Transmit (802.11n-20BW 7.2Mbps) -Channel 100 (5500MHz)

RF Radiated Measurement (Horizontal):

Channel No.	Frequency (MHz)	Correct Factor (dB)	Reading Level (dBμV)	Emission Level (dBμV/m)	Peak Limit (dBμV/m)	Average Limit (dBμV/m)	Result
100 (Peak)	5458.116	19.094	37.648	56.743	74.00	54.00	Pass
100 (Peak)	5460.000	19.097	37.089	56.186	74.00	54.00	Pass
100 (Peak)	5493.478	19.187	85.501	104.689	--	--	--
100 (Average)	5460.000	19.097	23.634	42.731	74.00	54.00	Pass
100 (Average)	5492.464	19.185	76.404	95.590	--	--	--

Figure Channel 100: Horizontal (Peak)

Figure Channel 100: Horizontal (Average)


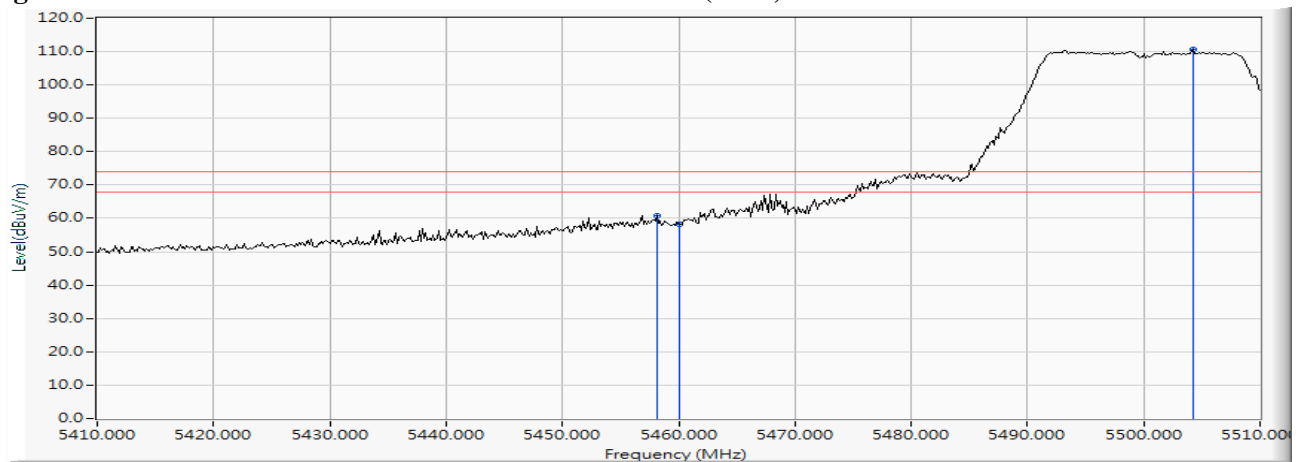
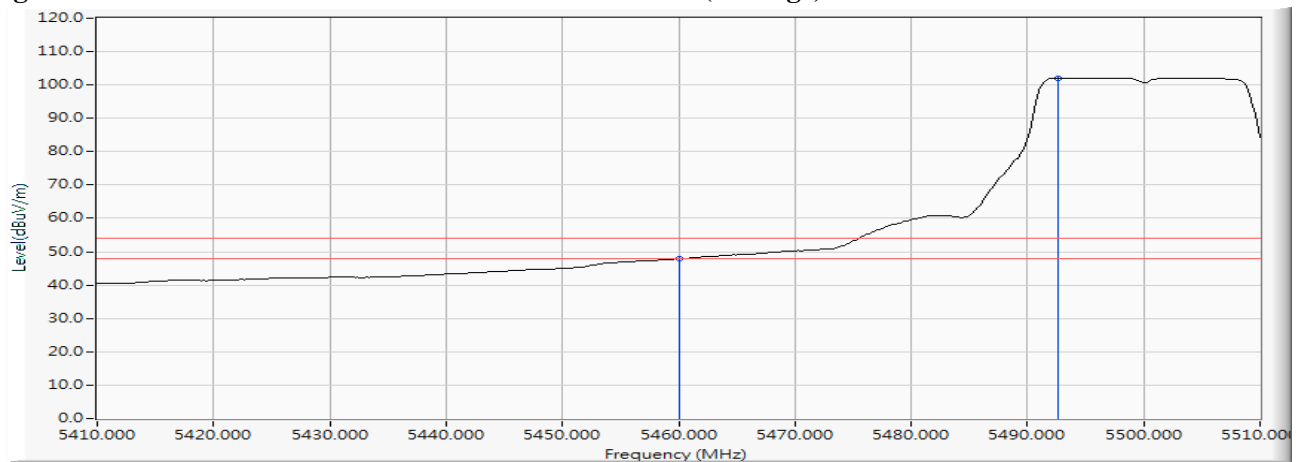
Note:

1. All readings above 1GHz are performed with peak and/or average measurements as necessary.
2. Peak measurements: RBW = 1MHz, VBW = 3 MHz, Sweep: Auto.
3. Average measurements: RBW = 1MHz, VBW = 10 Hz, Sweep: Auto.
4. “ * ”, means this data is the worst emission level.
5. Measurement Level = Reading Level + Correct Factor.
6. The average measurement was not performed when the peak measured data under the limit of average detection.

Product : Intel® Wireless-AC 9260
 Test Item : Band Edge Data
 Test Date : 2017/09/28
 Test Mode : Mode 2 SISO B: Transmit (802.11n-20BW 7.2Mbps) -Channel 100 (5500MHz)

RF Radiated Measurement (Vertical):

Channel No.	Frequency (MHz)	Correct Factor (dB)	Reading Level (dBμV)	Emission Level (dBμV/m)	Peak Limit (dBμV/m)	Average Limit (dBμV/m)	Result
100 (Peak)	5458.116	19.094	41.778	60.873	74.00	54.00	Pass
100 (Peak)	5460.000	19.097	39.085	58.182	74.00	54.00	Pass
100 (Peak)	5504.203	19.194	91.326	110.521	--	--	--
100 (Average)	5460.000	19.097	28.793	47.890	74.00	54.00	Pass
100 (Average)	5492.609	19.186	82.894	102.080	--	--	--

Figure Channel 100:**Vertical (Peak)****Figure Channel 100:****Vertical (Average)**

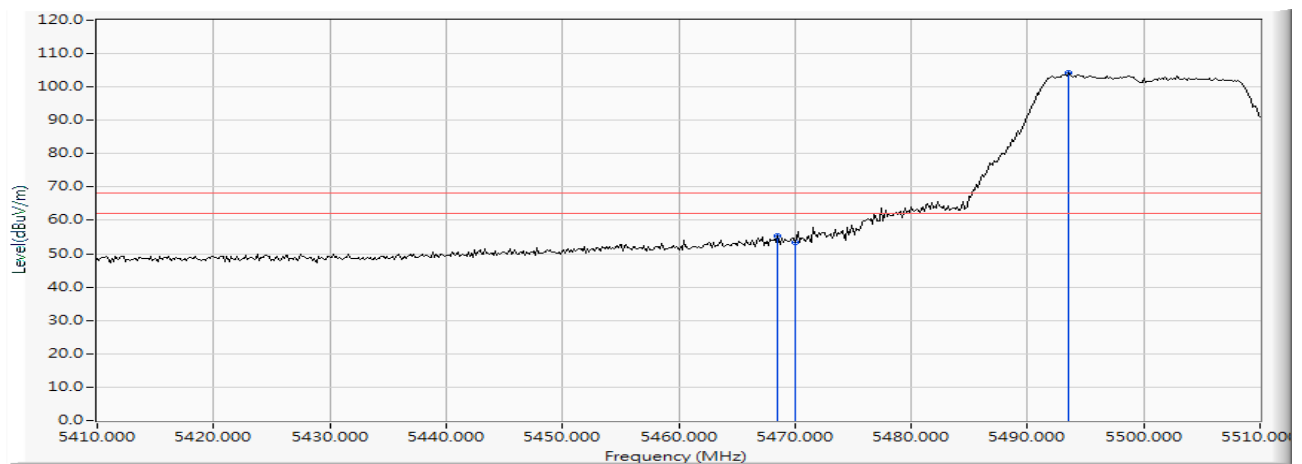
Note:

1. All readings above 1GHz are performed with peak and/or average measurements as necessary.
2. Peak measurements: RBW = 1MHz, VBW = 3 MHz, Sweep: Auto.
3. Average measurements: RBW = 1MHz, VBW = 10 Hz, Sweep: Auto.
4. “ * ”, means this data is the worst emission level.
5. Measurement Level = Reading Level + Correct Factor.
6. The average measurement was not performed when the peak measured data under the limit of average detection.

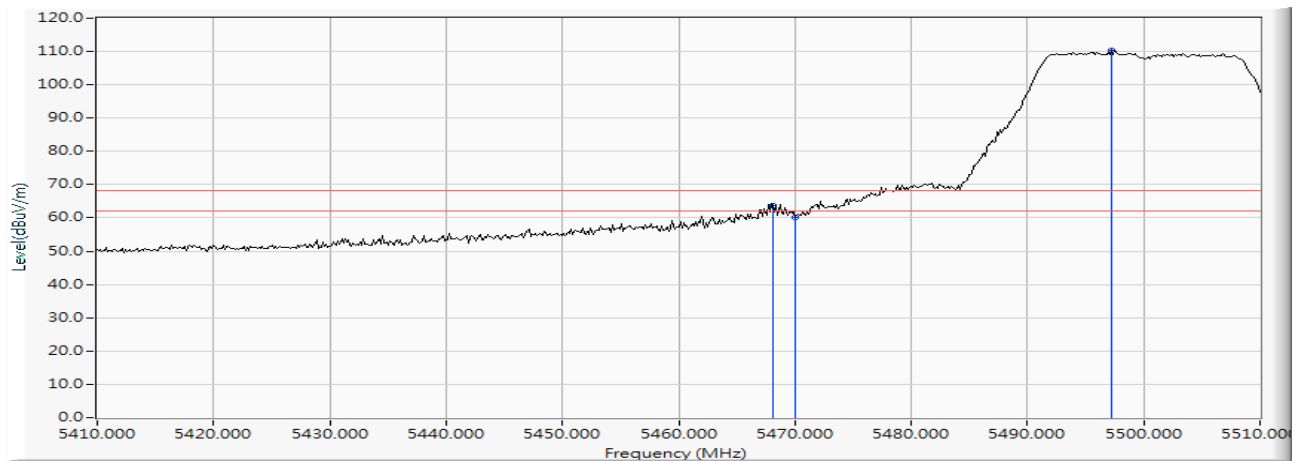
Product : Intel® Wireless-AC 9260
 Test Item : Band Edge Data
 Test Date : 2017/09/29
 Test Mode : Mode 2 SISO B: Transmit (802.11n-20BW 7.2Mbps) -Channel 100 (5500MHz)

RF Radiated Measurement:

	Frequency (MHz)	Correct Factor (dB)	Reading Level (dBμV)	Measure Level (dBμV /m)	Margin (dB)	Limit (dBμV /m)	Result
Horizontal	5468.551	19.109	36.159	55.267	-12.953	68.220	Pass
Horizontal	5470.000	19.110	34.185	53.295	-14.925	68.220	Pass
Horizontal	5493.478	19.187	85.114	104.302	--	--	--



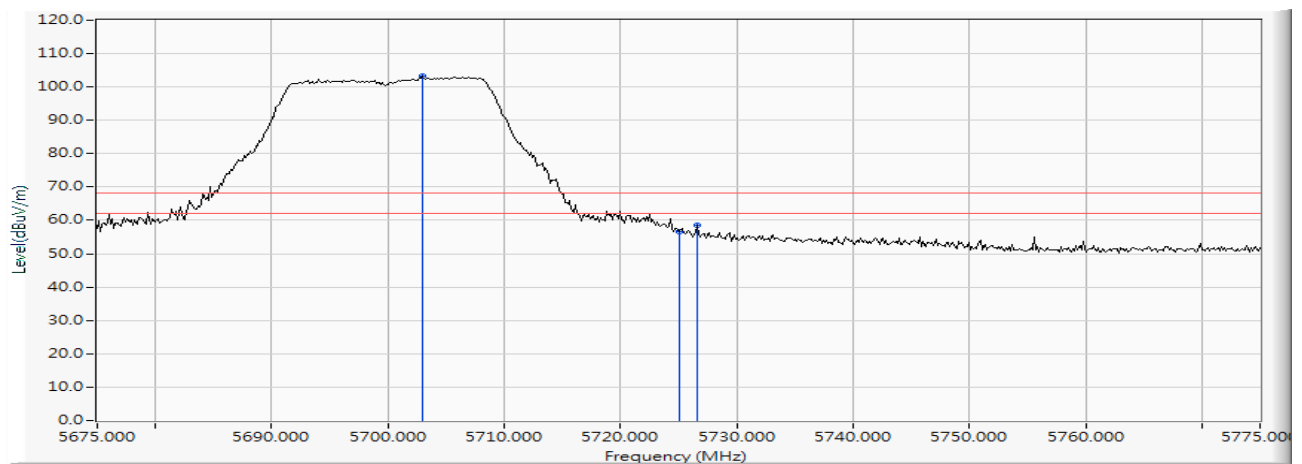
	Frequency (MHz)	Correct Factor (dB)	Reading Level (dBμV)	Measure Level (dBμV /m)	Margin (dB)	Limit (dBμV /m)	Result
Vertical	5468.116	19.108	44.695	63.803	-4.417	68.220	Pass
Vertical	5470.000	19.110	40.975	60.085	-8.135	68.220	Pass
Vertical	5497.246	19.191	91.101	110.292	--	--	--



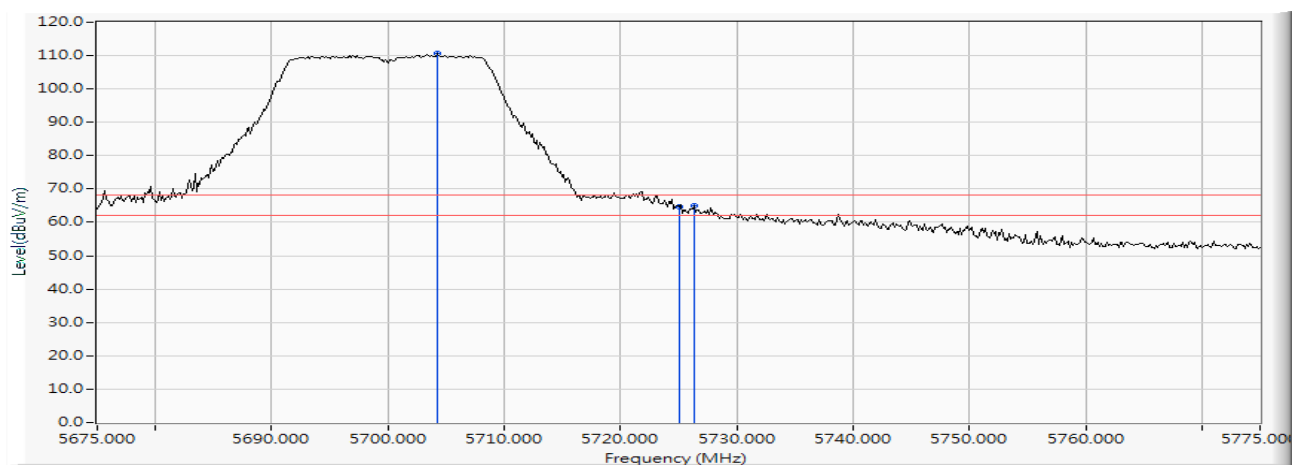
Product : Intel® Wireless-AC 9260
 Test Item : Band Edge Data
 Test Date : 2017/09/29
 Test Mode : Mode 2 SISO B: Transmit (802.11n-20BW 7.2Mbps) -Channel 140 (5700MHz)

RF Radiated Measurement:

	Frequency (MHz)	Correct Factor (dB)	Reading Level (dBμV)	Measure Level (dBμV /m)	Margin (dB)	Limit (dBμV /m)	Result
Horizontal	5702.971	19.666	83.743	103.409	--	--	--
Horizontal	5725.000	19.725	36.862	56.587	-11.633	68.220	Pass
Horizontal	5726.594	19.730	38.747	58.477	-9.743	68.220	Pass



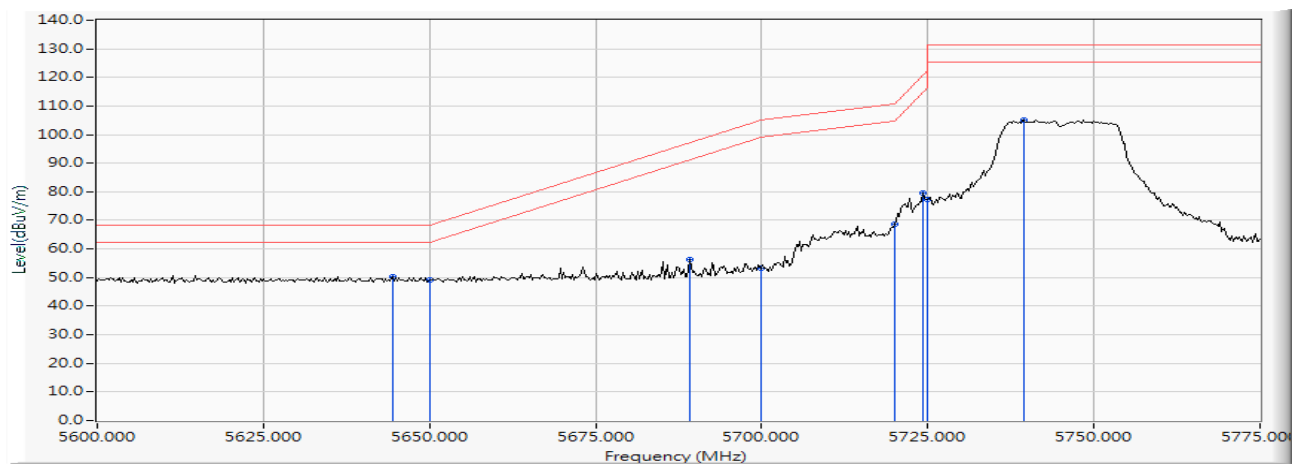
	Frequency (MHz)	Correct Factor (dB)	Reading Level (dBμV)	Measure Level (dBμV /m)	Margin (dB)	Limit (dBμV /m)	Result
Vertical	5704.275	19.669	90.948	110.617	--	--	--
Vertical	5725.000	19.725	44.911	64.636	-3.584	68.220	Pass
Vertical	5726.304	19.729	45.413	65.142	-3.078	68.220	Pass



Product : Intel® Wireless-AC 9260
 Test Item : Band Edge Data
 Test Date : 2017/09/29
 Test Mode : Mode 2 SISO B: Transmit (802.11n-20BW 7.2Mbps) -Channel 149 (5745MHz)

RF Radiated Measurement:

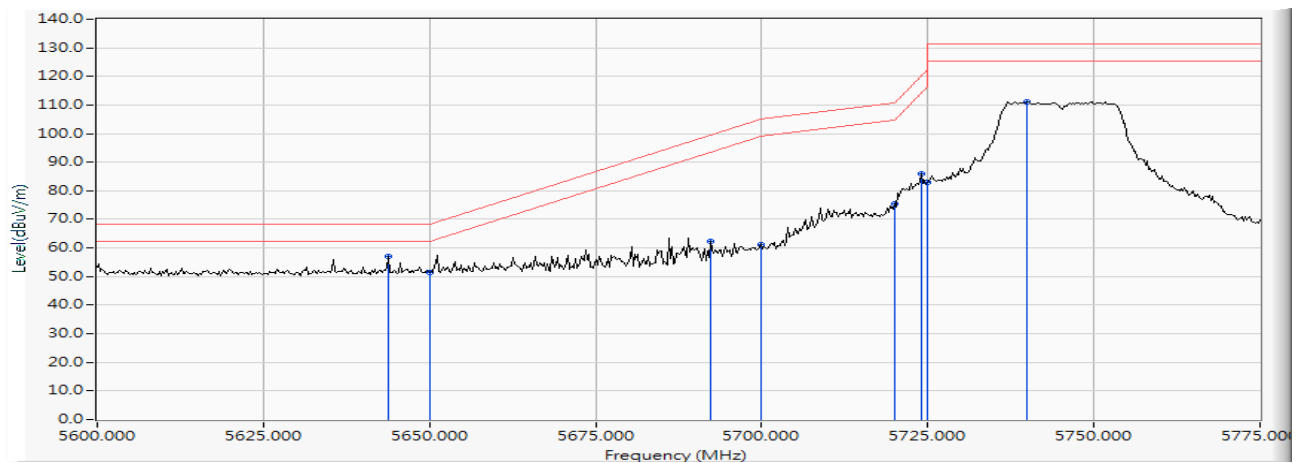
	Frequency (MHz)	Correct Factor (dB)	Reading Level (dBμV)	Measure Level (dBμV /m)	Margin (dB)	Limit (dBμV /m)	Result
Horizontal	5644.384	19.522	30.717	50.239	-17.981	68.220	Pass
Horizontal	5650.000	19.535	29.497	49.033	-19.187	68.220	Pass
Horizontal	5689.275	19.634	36.701	56.334	-40.934	97.268	Pass
Horizontal	5700.000	19.659	33.693	53.352	-51.848	105.200	Pass
Horizontal	5720.000	19.711	49.078	68.789	-42.011	110.800	Pass
Horizontal	5724.275	19.724	59.768	79.491	-41.056	120.547	Pass
Horizontal	5725.000	19.725	57.460	77.185	-45.015	122.200	Pass
Horizontal	5739.493	19.752	85.528	105.280	--	--	--



Product : Intel® Wireless-AC 9260
 Test Item : Band Edge Data
 Test Date : 2017/09/29
 Test Mode : Mode 2 SISO B: Transmit (802.11n-20BW 7.2Mbps) -Channel 149 (5745MHz)

RF Radiated Measurement:

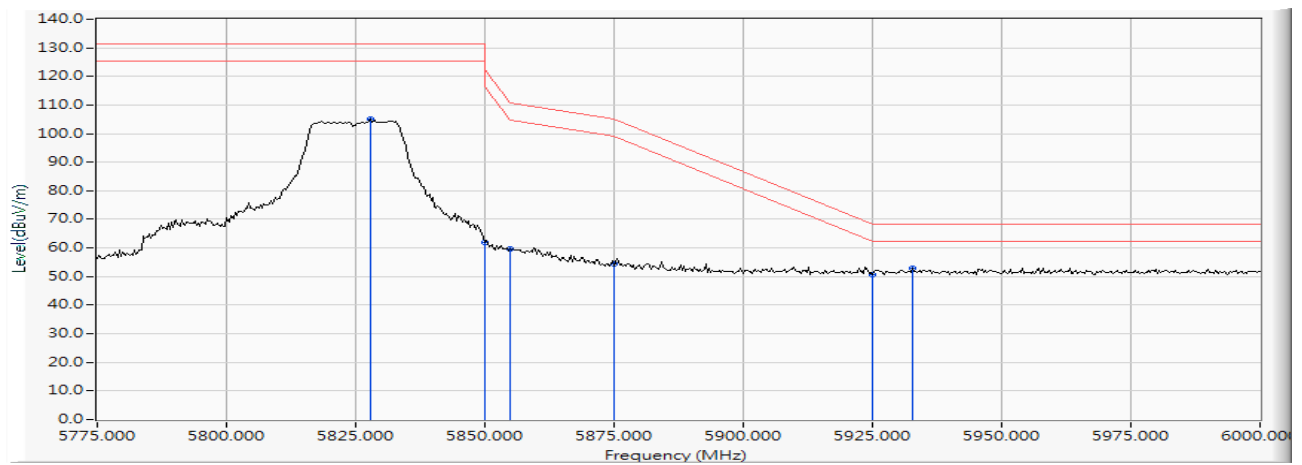
	Frequency (MHz)	Correct Factor (dB)	Reading Level (dBμV)	Measure Level (dBμV /m)	Margin (dB)	Limit (dBμV /m)	Result
Vertical	5643.877	19.522	37.428	56.949	-11.271	68.220	Pass
Vertical	5650.000	19.535	31.917	51.453	-16.767	68.220	Pass
Vertical	5692.319	19.641	42.513	62.154	-37.365	99.519	Pass
Vertical	5700.000	19.659	41.443	61.102	-44.098	105.200	Pass
Vertical	5720.000	19.711	55.635	75.346	-35.454	110.800	Pass
Vertical	5724.022	19.722	66.313	86.035	-33.935	119.970	Pass
Vertical	5725.000	19.725	63.202	82.927	-39.273	122.200	Pass
Vertical	5740.000	19.753	91.256	111.009	--	--	--



Product : Intel® Wireless-AC 9260
 Test Item : Band Edge Data
 Test Date : 2017/09/29
 Test Mode : Mode 2 SISO B: Transmit (802.11n-20BW 7.2Mbps) -Channel 165 (5825MHz)

RF Radiated Measurement:

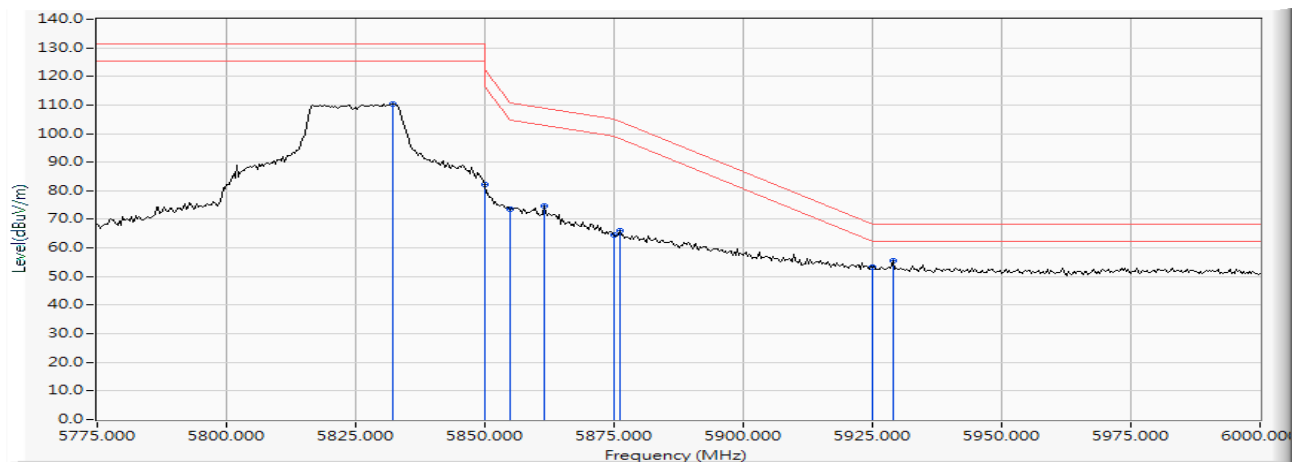
	Frequency (MHz)	Correct Factor (dB)	Reading Level (dBμV)	Measure Level (dBμV /m)	Margin (dB)	Limit (dBμV /m)	Result
Horizontal	5827.826	19.948	84.981	104.928	--	--	--
Horizontal	5850.000	19.992	42.099	62.091	-60.109	122.200	Pass
Horizontal	5855.000	20.003	39.714	59.716	-51.084	110.800	Pass
Horizontal	5875.000	20.048	34.341	54.388	-50.812	105.200	Pass
Horizontal	5925.000	20.181	30.573	50.755	-17.445	68.200	Pass
Horizontal	5932.826	20.199	32.614	52.813	-15.387	68.200	Pass



Product : Intel® Wireless-AC 9260
 Test Item : Band Edge Data
 Test Date : 2017/09/29
 Test Mode : Mode 2 SISO B: Transmit (802.11n-20BW 7.2Mbps) -Channel 165 (5825MHz)

RF Radiated Measurement:

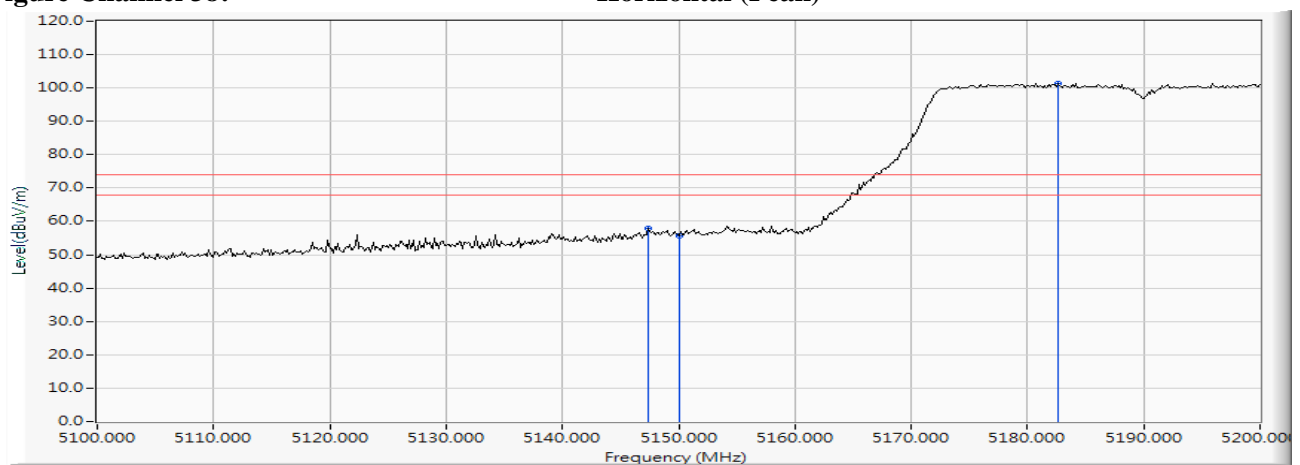
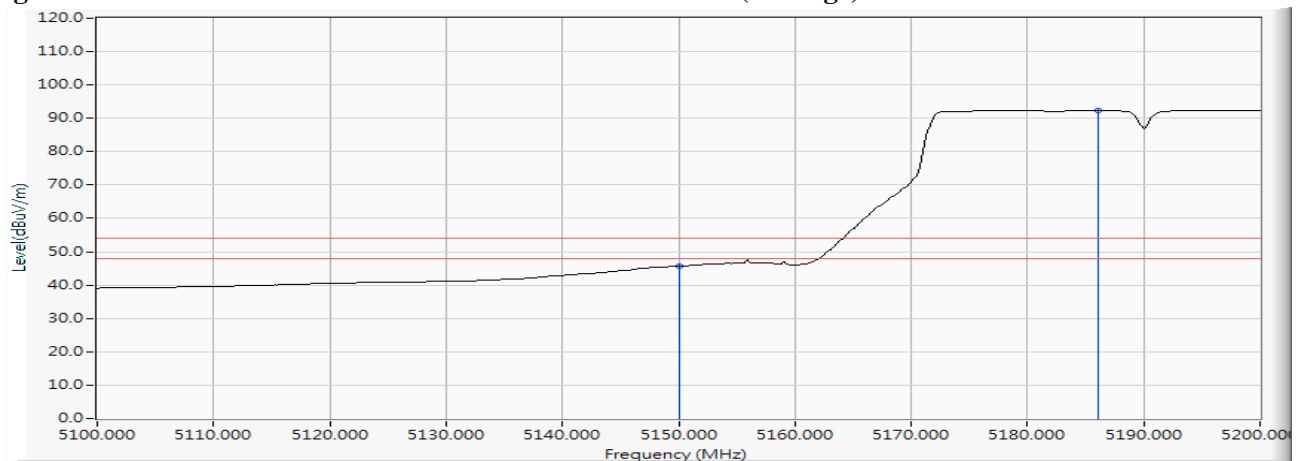
	Frequency (MHz)	Correct Factor (dB)	Reading Level (dBμV)	Measure Level (dBμV /m)	Margin (dB)	Limit (dBμV /m)	Result
Vertical	5832.065	19.960	90.494	110.453	--	--	--
Vertical	5850.000	19.992	62.336	82.328	-39.872	122.200	Pass
Vertical	5855.000	20.003	53.492	73.494	-37.306	110.800	Pass
Vertical	5861.413	20.016	54.631	74.647	-34.357	109.004	Pass
Vertical	5875.000	20.048	44.503	64.550	-40.650	105.200	Pass
Vertical	5876.087	20.049	45.939	65.989	-38.407	104.396	Pass
Vertical	5925.000	20.181	33.083	53.265	-14.935	68.200	Pass
Vertical	5928.913	20.191	35.428	55.619	-12.581	68.200	Pass



Product : Intel® Wireless-AC 9260
 Test Item : Band Edge Data
 Test Date : 2017/09/28
 Test Mode : Mode 2 SISO B: Transmit (802.11n-40BW 15Mbps) -Channel 38 (5190MHz)

RF Radiated Measurement (Horizontal):

Channel No.	Frequency (MHz)	Correct Factor (dB)	Reading Level (dB μ V)	Emission Level (dB μ V/m)	Peak Limit (dB μ V/m)	Average Limit (dB μ V/m)	Result
38 (Peak)	5147.391	18.325	39.575	57.900	74.00	54.00	Pass
38 (Peak)	5150.000	18.335	37.475	55.809	74.00	54.00	Pass
38 (Peak)	5182.609	18.410	82.961	101.371	--	--	--
38 (Average)	5150.000	18.335	27.305	45.639	74.00	54.00	Pass
38 (Average)	5186.087	18.420	74.045	92.465	--	--	--

Figure Channel 38: Horizontal (Peak)**Figure Channel 38: Horizontal (Average)**

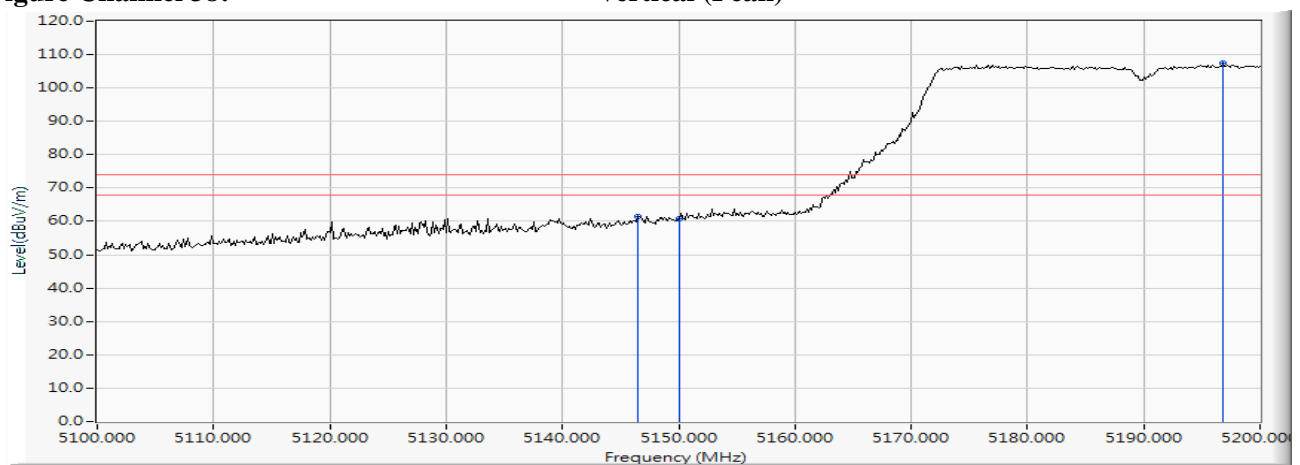
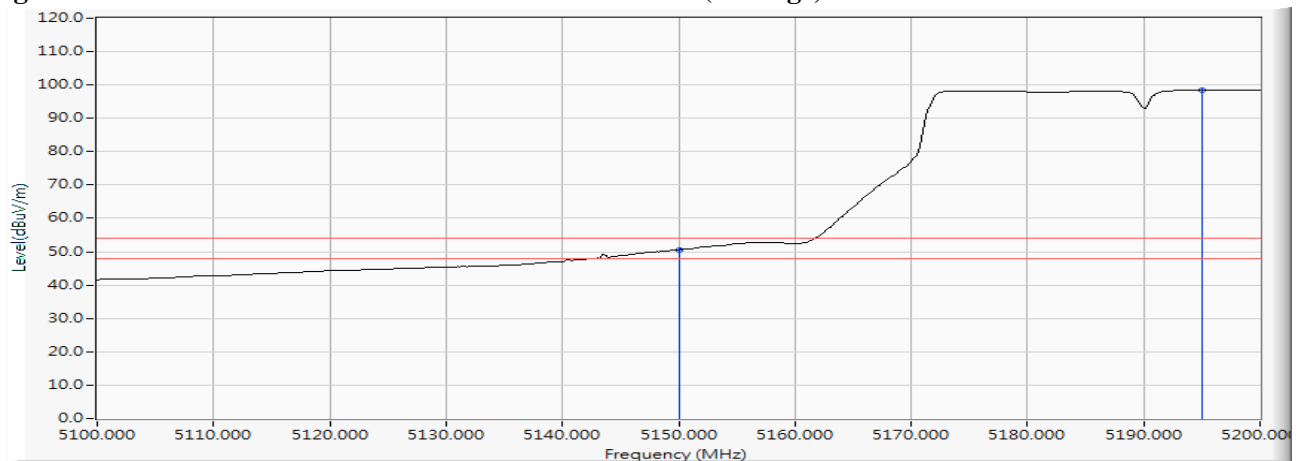
Note:

1. All readings above 1GHz are performed with peak and/or average measurements as necessary.
2. Peak measurements: RBW = 1MHz, VBW = 3 MHz, Sweep: Auto.
3. Average measurements: RBW = 1MHz, VBW = 10 Hz, Sweep: Auto.
4. “ * ”, means this data is the worst emission level.
5. Measurement Level = Reading Level + Correct Factor.
6. The average measurement was not performed when the peak measured data under the limit of average detection.

Product : Intel® Wireless-AC 9260
 Test Item : Band Edge Data
 Test Date : 2017/09/28
 Test Mode : Mode 2 SISO B: Transmit (802.11n-40BW 15Mbps) -Channel 38 (5190MHz)

RF Radiated Measurement (Vertical):

Channel No.	Frequency (MHz)	Correct Factor (dB)	Reading Level (dBμV)	Emission Level (dBμV/m)	Peak Limit (dBμV/m)	Average Limit (dBμV/m)	Result
38 (Peak)	5146.522	18.323	43.170	61.492	74.00	54.00	Pass
38 (Peak)	5150.000	18.335	42.558	60.892	74.00	54.00	Pass
38 (Peak)	5196.812	18.435	89.079	107.514	--	--	--
38 (Average)	5150.000	18.335	32.281	50.615	74.00	54.00	Pass
38 (Average)	5195.072	18.433	80.100	98.533	--	--	--

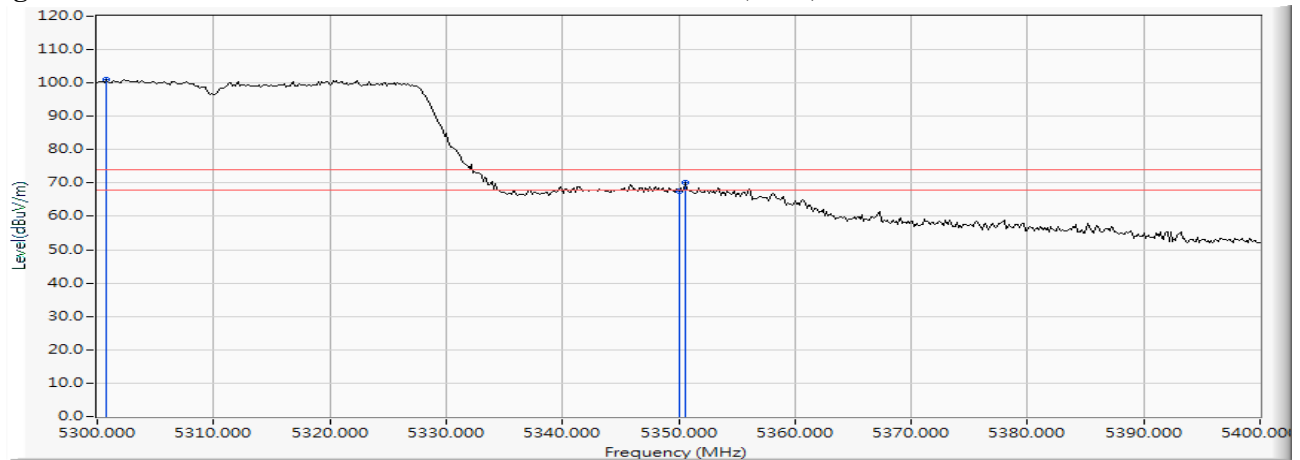
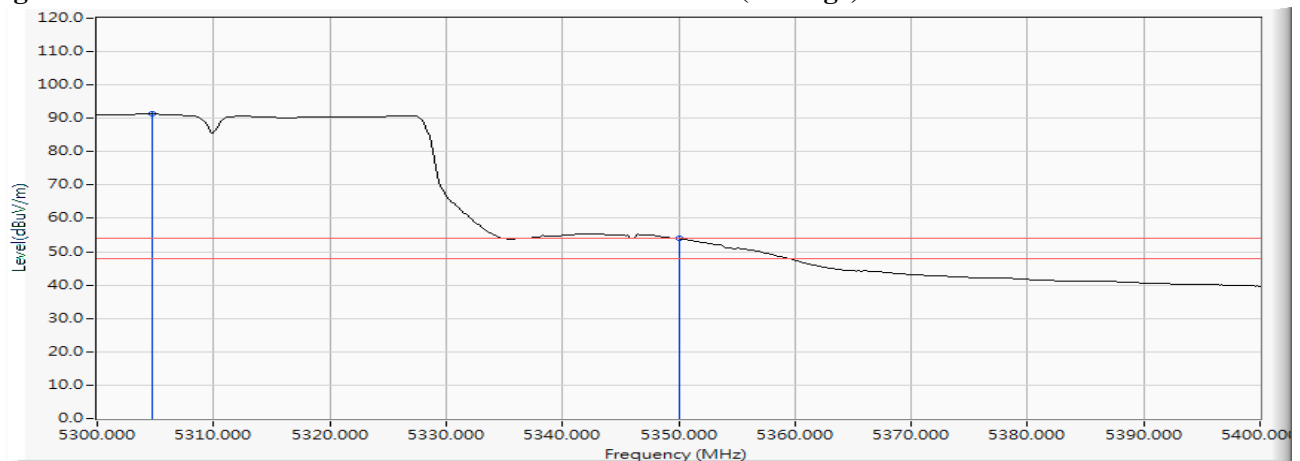
Figure Channel 38: Vertical (Peak)**Figure Channel 38: Vertical (Average)****Note:**

1. All readings above 1GHz are performed with peak and/or average measurements as necessary.
2. Peak measurements: RBW = 1MHz, VBW = 3 MHz, Sweep: Auto.
3. Average measurements: RBW = 1MHz, VBW = 10 Hz, Sweep: Auto.
4. “ * ”, means this data is the worst emission level.
5. Measurement Level = Reading Level + Correct Factor.
6. The average measurement was not performed when the peak measured data under the limit of average detection.

Product : Intel® Wireless-AC 9260
 Test Item : Band Edge Data
 Test Date : 2017/09/28
 Test Mode : Mode 2 SISO B: Transmit (802.11n-40BW 15Mbps) -Channel 62 (5310MHz)

RF Radiated Measurement (Horizontal):

Channel No.	Frequency (MHz)	Correct Factor (dB)	Reading Level (dBμV)	Emission Level (dBμV/m)	Peak Limit (dBμV/m)	Average Limit (dBμV/m)	Result
62 (Peak)	5300.725	18.699	82.342	101.041	--	--	--
62 (Peak)	5350.000	18.833	48.820	67.653	74.00	54.00	Pass
62 (Peak)	5350.580	18.834	51.156	69.990	74.00	54.00	Pass
62 (Average)	5304.783	18.708	72.554	91.262	--	--	--
62 (Average)	5350.000	18.833	35.058	53.891	74.00	54.00	Pass

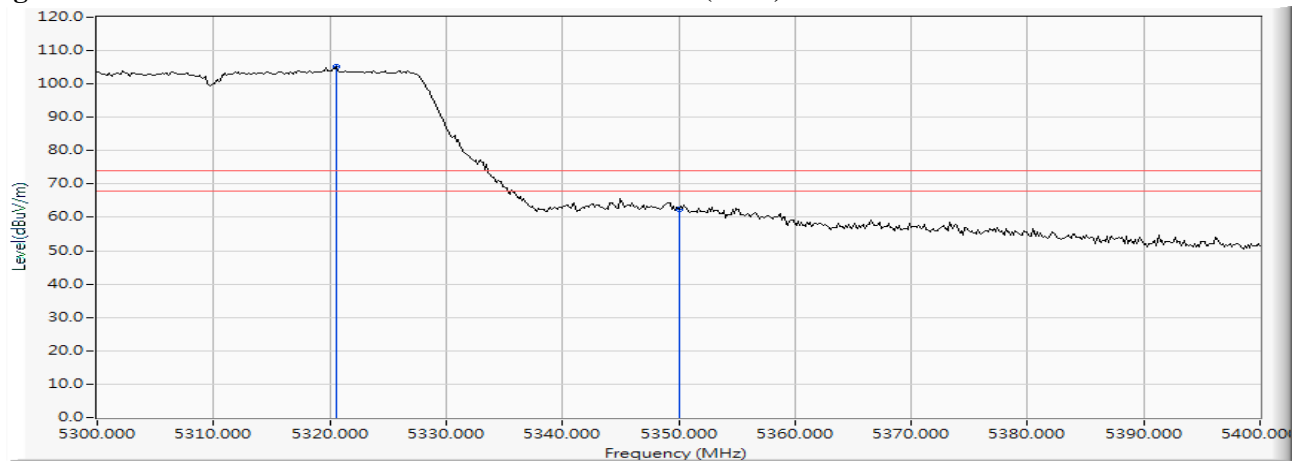
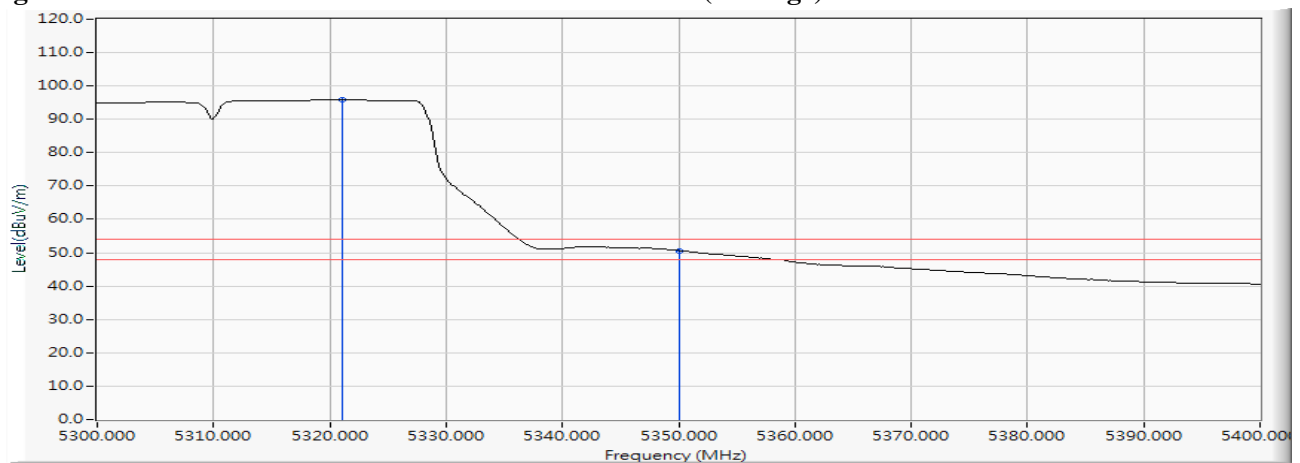
Figure Channel 62: Horizontal (Peak)**Figure Channel 62: Horizontal (Average)****Note:**

1. All readings above 1GHz are performed with peak and/or average measurements as necessary.
2. Peak measurements: RBW = 1MHz, VBW = 3 MHz, Sweep: Auto.
3. Average measurements: RBW = 1MHz, VBW = 10 Hz, Sweep: Auto.
4. “ * ”, means this data is the worst emission level.
5. Measurement Level = Reading Level + Correct Factor.
6. The average measurement was not performed when the peak measured data under the limit of average detection.

Product : Intel® Wireless-AC 9260
 Test Item : Band Edge Data
 Test Date : 2017/09/28
 Test Mode : Mode 2 SISO B: Transmit (802.11n-40BW 15Mbps) -Channel 62 (5310MHz)

RF Radiated Measurement (Vertical):

Channel No.	Frequency (MHz)	Correct Factor (dB)	Reading Level (dBμV)	Emission Level (dBμV/m)	Peak Limit (dBμV/m)	Average Limit (dBμV/m)	Result
62 (Peak)	5320.580	18.744	86.371	105.116	--	--	--
62 (Peak)	5350.000	18.833	43.618	62.451	74.00	54.00	Pass
62 (Average)	5321.014	18.745	77.157	95.903	--	--	--
62 (Average)	5350.000	18.833	31.829	50.662	74.00	54.00	Pass

Figure Channel 62: Vertical (Peak)**Figure Channel 62: Vertical (Average)**

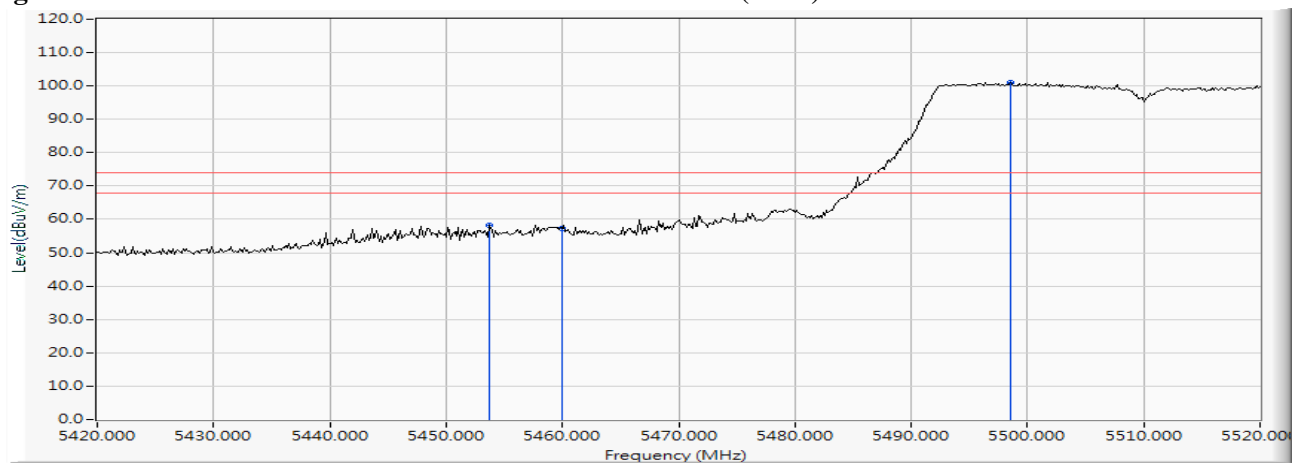
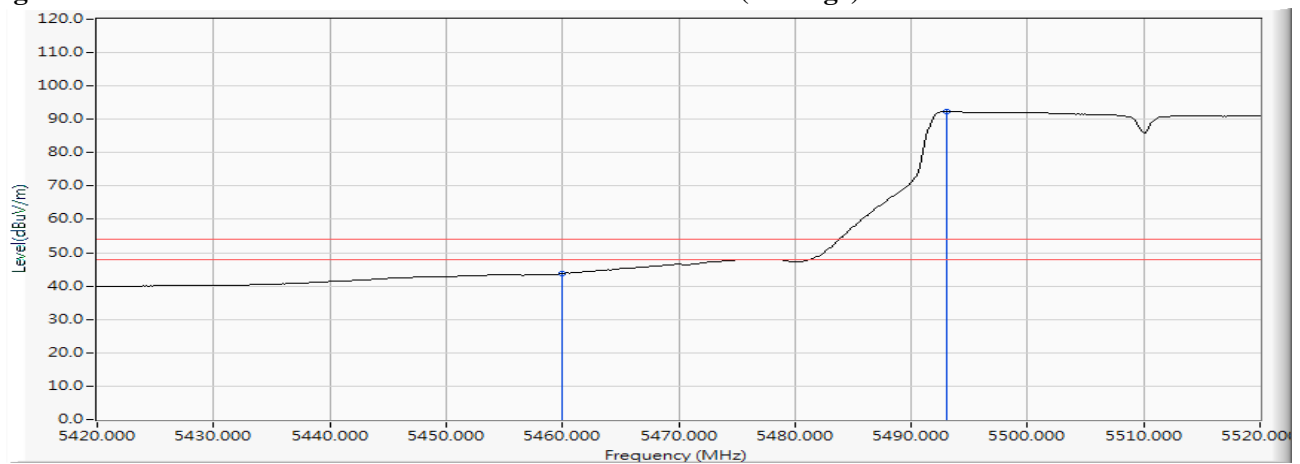
Note:

1. All readings above 1GHz are performed with peak and/or average measurements as necessary.
2. Peak measurements: RBW = 1MHz, VBW = 3 MHz, Sweep: Auto.
3. Average measurements: RBW = 1MHz, VBW = 10 Hz, Sweep: Auto.
4. “ * ”, means this data is the worst emission level.
5. Measurement Level = Reading Level + Correct Factor.
6. The average measurement was not performed when the peak measured data under the limit of average detection.

Product : Intel® Wireless-AC 9260
 Test Item : Band Edge Data
 Test Date : 2017/09/28
 Test Mode : Mode 2 SISO B: Transmit (802.11n-40BW 15Mbps) -Channel 102 (5510MHz)

RF Radiated Measurement (Horizontal):

Channel No.	Frequency (MHz)	Correct Factor (dB)	Reading Level (dBμV)	Emission Level (dBμV/m)	Peak Limit (dBμV/m)	Average Limit (dBμV/m)	Result
102 (Peak)	5453.768	19.081	39.254	58.335	74.00	54.00	Pass
102 (Peak)	5460.000	19.097	38.282	57.379	74.00	54.00	Pass
102 (Peak)	5498.551	19.193	81.862	101.054	--	--	--
102 (Average)	5460.000	19.097	24.563	43.660	74.00	54.00	Pass
102 (Average)	5493.043	19.188	73.097	92.285	--	--	--

Figure Channel 102: Horizontal (Peak)**Figure Channel 102: Horizontal (Average)**

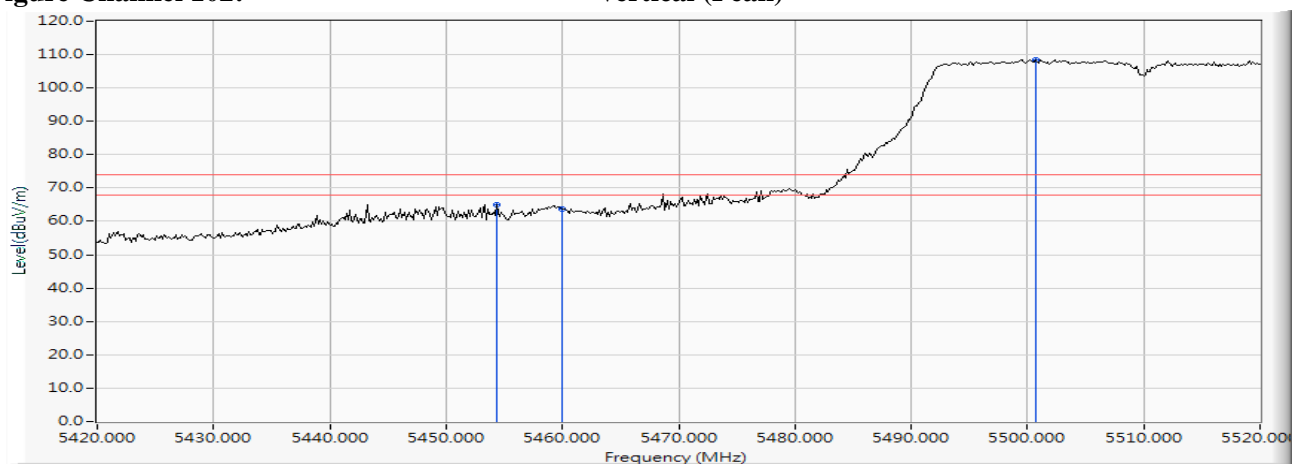
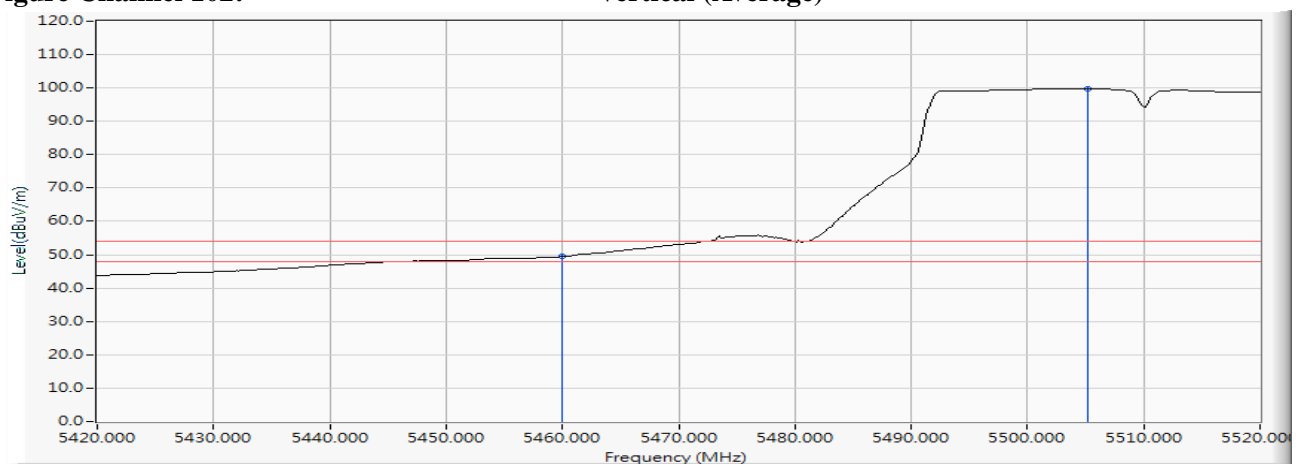
Note:

1. All readings above 1GHz are performed with peak and/or average measurements as necessary.
2. Peak measurements: RBW = 1MHz, VBW = 3 MHz, Sweep: Auto.
3. Average measurements: RBW = 1MHz, VBW = 10 Hz, Sweep: Auto.
4. “ * ”, means this data is the worst emission level.
5. Measurement Level = Reading Level + Correct Factor.
6. The average measurement was not performed when the peak measured data under the limit of average detection.

Product : Intel® Wireless-AC 9260
 Test Item : Band Edge Data
 Test Date : 2017/09/28
 Test Mode : Mode 2 SISO B: Transmit (802.11n-40BW 15Mbps) -Channel 102 (5510MHz)

RF Radiated Measurement (Vertical):

Channel No.	Frequency (MHz)	Correct Factor (dB)	Reading Level (dBμV)	Emission Level (dBμV/m)	Peak Limit (dBμV/m)	Average Limit (dBμV/m)	Result
102 (Peak)	5454.348	19.082	45.884	64.967	74.00	54.00	Pass
102 (Peak)	5460.000	19.097	44.575	63.672	74.00	54.00	Pass
102 (Peak)	5500.725	19.194	89.381	108.575	--	--	--
102 (Average)	5460.000	19.097	30.310	49.407	74.00	54.00	Pass
102 (Average)	5505.217	19.195	80.508	99.703	--	--	--

Figure Channel 102: Vertical (Peak)**Figure Channel 102: Vertical (Average)**

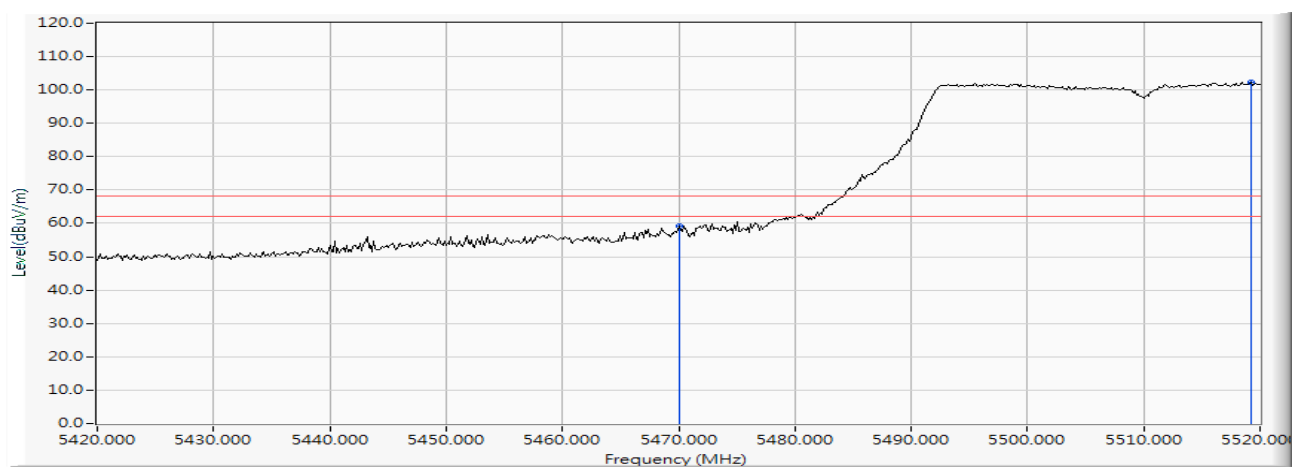
Note:

1. All readings above 1GHz are performed with peak and/or average measurements as necessary.
2. Peak measurements: RBW = 1MHz, VBW = 3 MHz, Sweep: Auto.
3. Average measurements: RBW = 1MHz, VBW = 10 Hz, Sweep: Auto.
4. “ * ”, means this data is the worst emission level.
5. Measurement Level = Reading Level + Correct Factor.
6. The average measurement was not performed when the peak measured data under the limit of average detection.

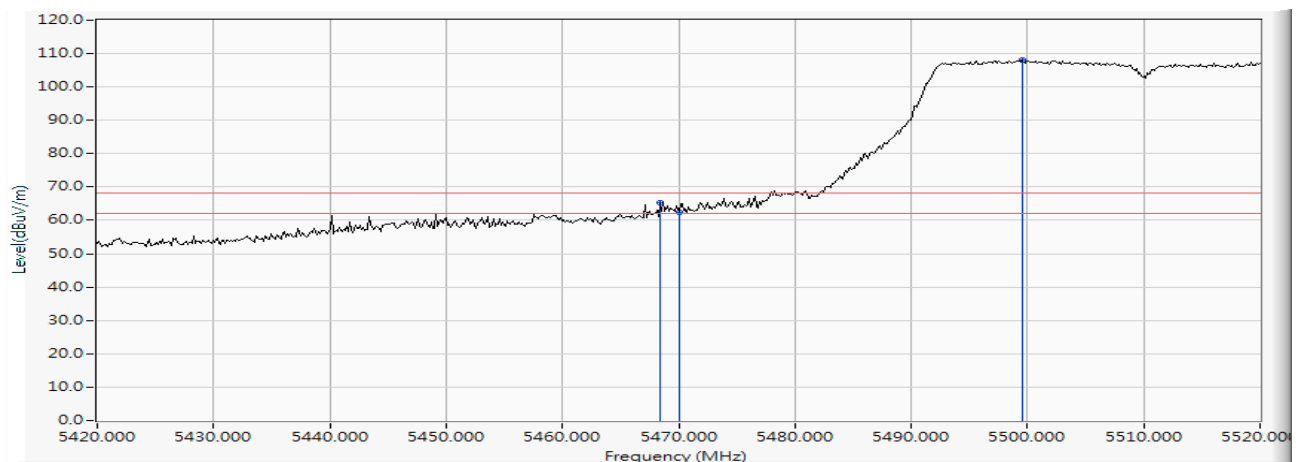
Product : Intel® Wireless-AC 9260
 Test Item : Band Edge Data
 Test Date : 2017/09/30
 Test Mode : Mode 2 SISO B: Transmit (802.11n-40BW 15Mbps) -Channel 102 (5510MHz)

RF Radiated Measurement:

	Frequency (MHz)	Correct Factor (dB)	Reading Level (dBμV)	Measure Level (dBμV /m)	Margin (dB)	Limit (dBμV /m)	Result
Horizontal	5470.000	19.110	40.047	59.157	-9.063	68.220	Pass
Horizontal	5519.275	19.232	83.100	102.331	--	--	--
Horizontal							



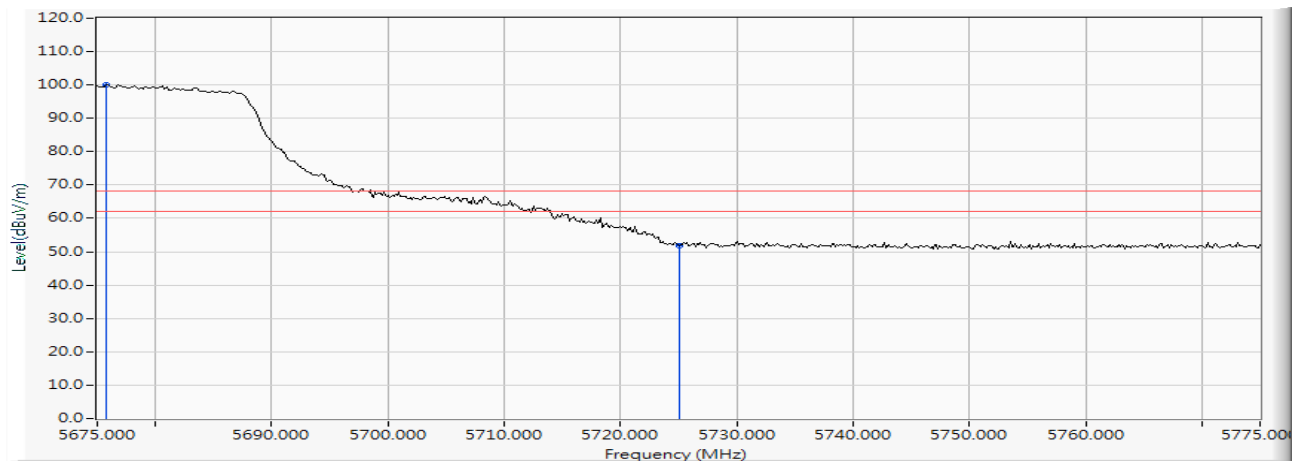
	Frequency (MHz)	Correct Factor (dB)	Reading Level (dBμV)	Measure Level (dBμV /m)	Margin (dB)	Limit (dBμV /m)	Result
Vertical	5468.406	19.108	46.340	65.448	-2.772	68.220	Pass
Vertical	5470.000	19.110	43.403	62.513	-5.707	68.220	Pass
Vertical	5499.565	19.194	88.932	108.125	--	--	--



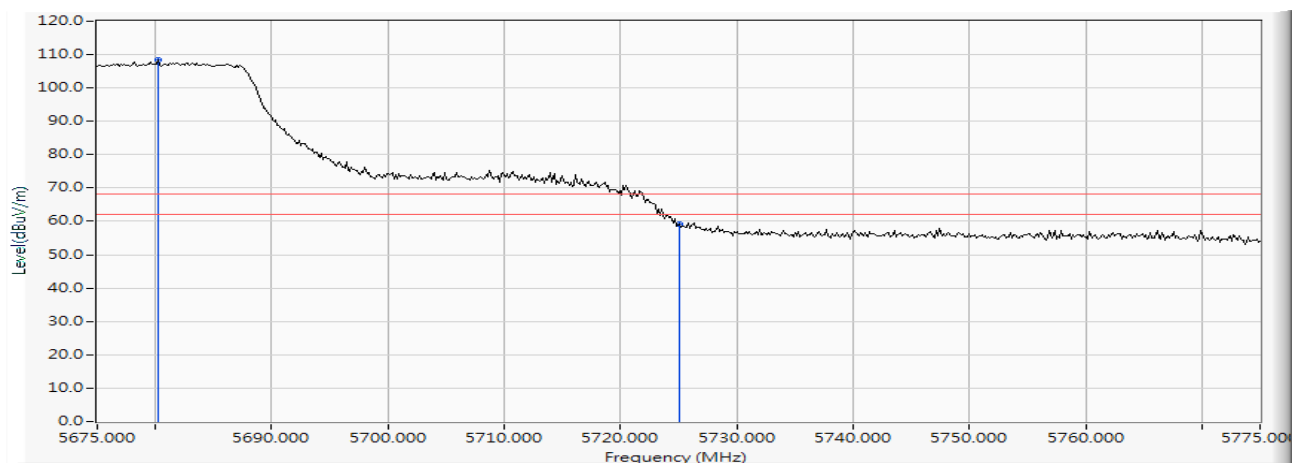
Product : Intel® Wireless-AC 9260
 Test Item : Band Edge Data
 Test Date : 2017/09/30
 Test Mode : Mode 2 SISO B: Transmit (802.11n-40BW 15Mbps) -Channel 134 (5670MHz)

RF Radiated Measurement:

	Frequency (MHz)	Correct Factor (dB)	Reading Level (dBμV)	Measure Level (dBμV /m)	Margin (dB)	Limit (dBμV /m)	Result
Horizontal	5675.725	19.588	80.475	100.063	--	--	--
Horizontal	5725.000	19.725	32.143	51.868	-16.352	68.220	Pass



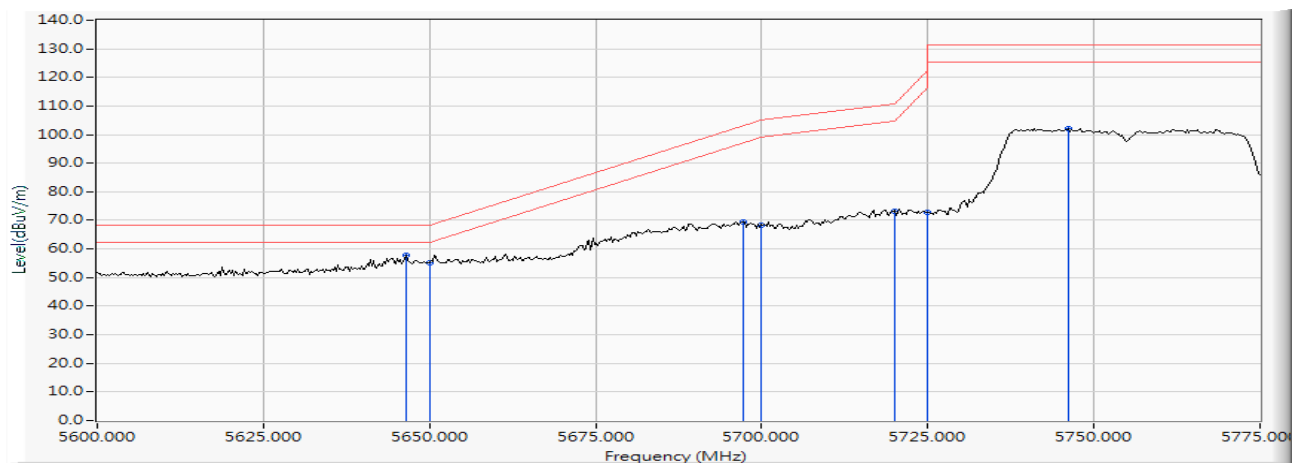
	Frequency (MHz)	Correct Factor (dB)	Reading Level (dBμV)	Measure Level (dBμV /m)	Margin (dB)	Limit (dBμV /m)	Result
Vertical	5680.217	19.603	88.773	108.376	--	--	--
Vertical	5725.000	19.725	39.350	59.075	-9.145	68.220	Pass



Product : Intel® Wireless-AC 9260
 Test Item : Band Edge Data
 Test Date : 2017/09/30
 Test Mode : Mode 2 SISO B: Transmit (802.11n-40BW 15Mbps) -Channel 151 (5755MHz)

RF Radiated Measurement:

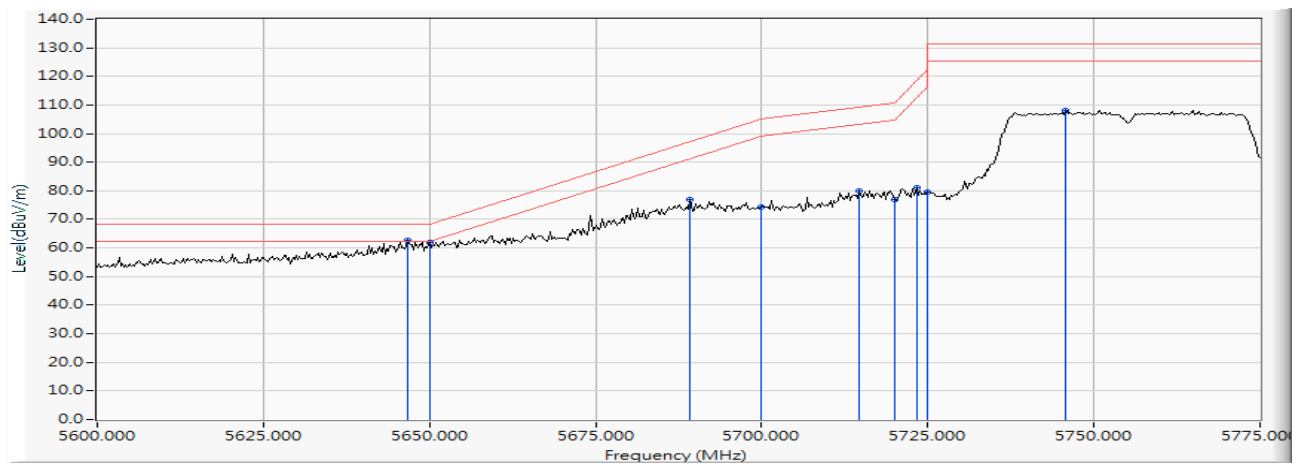
	Frequency (MHz)	Correct Factor (dB)	Reading Level (dBμV)	Measure Level (dBμV /m)	Margin (dB)	Limit (dBμV /m)	Result
Horizontal	5646.413	19.527	38.187	57.714	-10.506	68.220	Pass
Horizontal	5650.000	19.535	35.787	55.323	-12.897	68.220	Pass
Horizontal	5697.138	19.652	49.835	69.487	-33.596	103.083	Pass
Horizontal	5700.000	19.659	48.747	68.406	-36.794	105.200	Pass
Horizontal	5720.000	19.711	53.567	73.278	-37.522	110.800	Pass
Horizontal	5725.000	19.725	53.182	72.907	-49.293	122.200	Pass
Horizontal	5746.087	19.765	82.394	102.159	--	--	--



Product : Intel® Wireless-AC 9260
 Test Item : Band Edge Data
 Test Date : 2017/09/30
 Test Mode : Mode 2 SISO B: Transmit (802.11n-40BW 15Mbps) -Channel 151 (5755MHz)

RF Radiated Measurement:

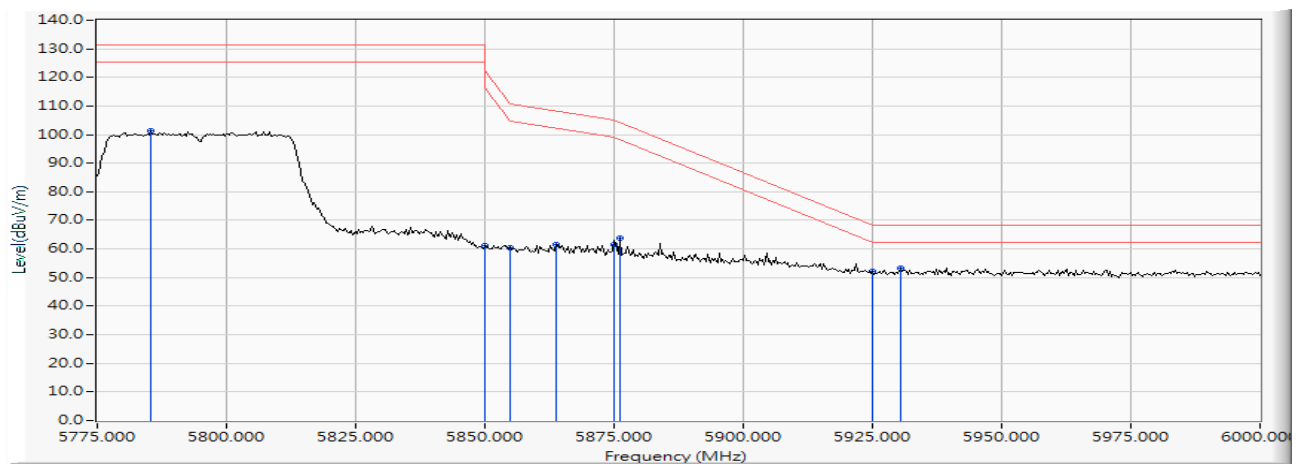
	Frequency (MHz)	Correct Factor (dB)	Reading Level (dBμV)	Measure Level (dBμV /m)	Margin (dB)	Limit (dBμV /m)	Result
Vertical	5646.667	19.528	43.061	62.589	-5.631	68.220	Pass
Vertical	5650.000	19.535	42.294	61.830	-6.390	68.220	Pass
Vertical	5689.275	19.634	57.428	77.061	-20.207	97.268	Pass
Vertical	5700.000	19.659	54.744	74.403	-30.797	105.200	Pass
Vertical	5714.638	19.697	60.263	79.959	-29.340	109.299	Pass
Vertical	5720.000	19.711	57.106	76.817	-33.983	110.800	Pass
Vertical	5723.261	19.720	61.170	80.890	-37.345	118.235	Pass
Vertical	5725.000	19.725	59.843	79.568	-42.632	122.200	Pass
Vertical	5745.833	19.764	88.419	108.183	--	--	--



Product : Intel® Wireless-AC 9260
 Test Item : Band Edge Data
 Test Date : 2017/09/30
 Test Mode : Mode 2 SISO B: Transmit (802.11n-40BW 15Mbps) -Channel 159 (5795MHz)

RF Radiated Measurement:

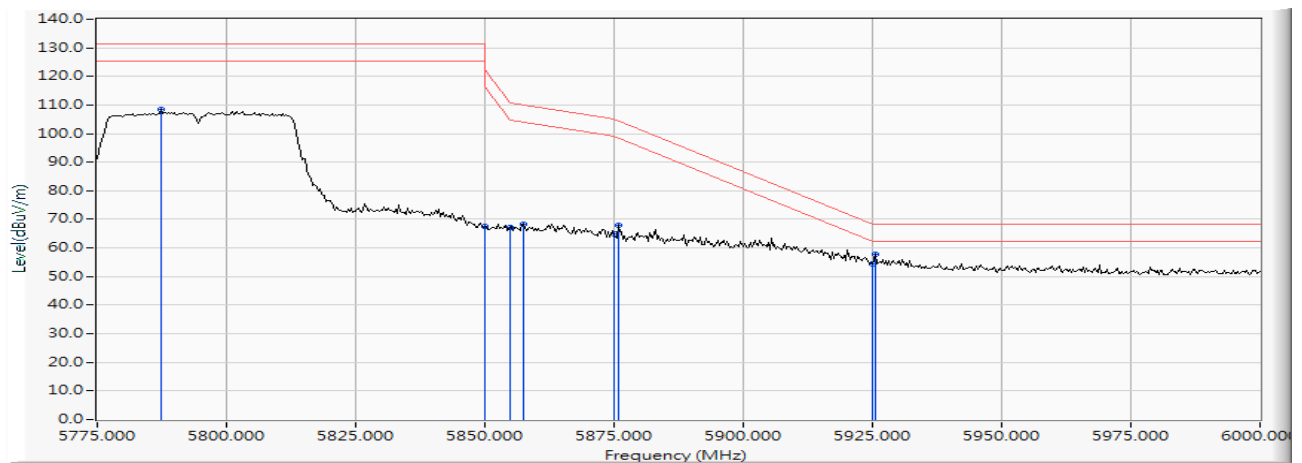
	Frequency (MHz)	Correct Factor (dB)	Reading Level (dBμV)	Measure Level (dBμV /m)	Margin (dB)	Limit (dBμV /m)	Result
Horizontal	5785.435	19.849	81.330	101.179	--	--	--
Horizontal	5850.000	19.992	41.067	61.059	-61.141	122.200	Pass
Horizontal	5855.000	20.003	40.545	60.547	-50.253	110.800	Pass
Horizontal	5863.696	20.021	41.666	61.688	-46.677	108.365	Pass
Horizontal	5875.000	20.048	41.632	61.679	-43.521	105.200	Pass
Horizontal	5876.087	20.049	43.725	63.775	-40.621	104.396	Pass
Horizontal	5925.000	20.181	32.111	52.293	-15.907	68.200	Pass
Horizontal	5930.543	20.195	32.990	53.184	-15.016	68.200	Pass



Product : Intel® Wireless-AC 9260
 Test Item : Band Edge Data
 Test Date : 2017/09/30
 Test Mode : Mode 2 SISO B: Transmit (802.11n-40BW 15Mbps) -Channel 159 (5795MHz)

RF Radiated Measurement:

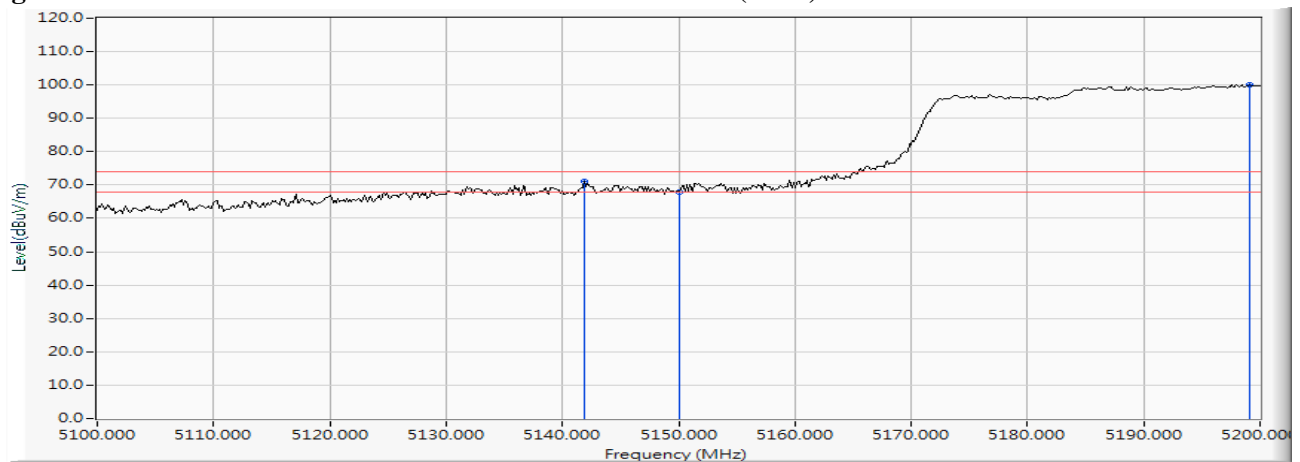
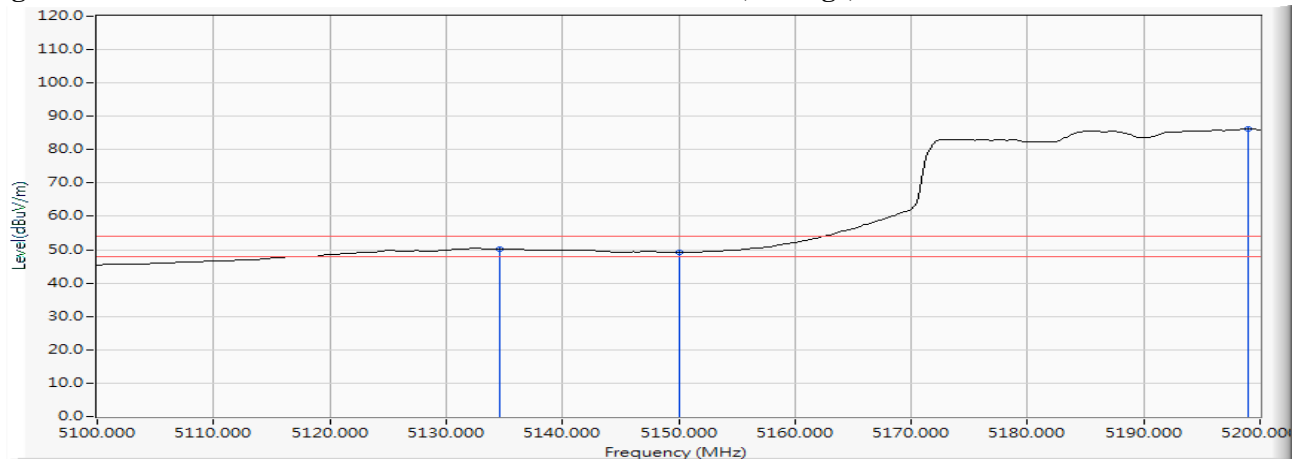
	Frequency (MHz)	Correct Factor (dB)	Reading Level (dBμV)	Measure Level (dBμV /m)	Margin (dB)	Limit (dBμV /m)	Result
Vertical	5787.391	19.857	88.499	108.355	--	--	--
Vertical	5850.000	19.992	47.479	67.471	-54.729	122.200	Pass
Vertical	5855.000	20.003	47.217	67.219	-43.581	110.800	Pass
Vertical	5857.500	20.008	48.254	68.261	-41.839	110.100	Pass
Vertical	5875.000	20.048	44.812	64.859	-40.341	105.200	Pass
Vertical	5875.761	20.049	48.013	68.062	-36.575	104.637	Pass
Vertical	5925.000	20.181	34.422	54.604	-13.596	68.200	Pass
Vertical	5925.652	20.184	37.464	57.647	-10.553	68.200	Pass



Product : Intel® Wireless-AC 9260
 Test Item : Band Edge Data
 Test Date : 2017/10/01
 Test Mode : Mode 2 SISO B: Transmit (802.11ac-80BW-32.5Mbps) -Channel 42 (5210MHz)

RF Radiated Measurement (Horizontal):

Channel No.	Frequency (MHz)	Correct Factor (dB)	Reading Level (dBμV)	Emission Level (dBμV/m)	Peak Limit (dBμV/m)	Average Limit (dBμV/m)	Result
42 (Peak)	5141.884	18.306	52.803	71.109	74.00	54.00	Pass
42 (Peak)	5150.000	18.335	49.451	67.785	74.00	54.00	Pass
42 (Peak)	5199.130	18.437	81.687	100.125	--	--	--
42 (Average)	5134.638	18.282	31.985	50.266	74.00	54.00	Pass
42 (Average)	5150.000	18.335	30.909	49.243	74.00	54.00	Pass
42 (Average)	5198.986	18.438	67.785	86.223	--	--	--

Figure Channel 42: Horizontal (Peak)**Figure Channel 42: Horizontal (Average)**

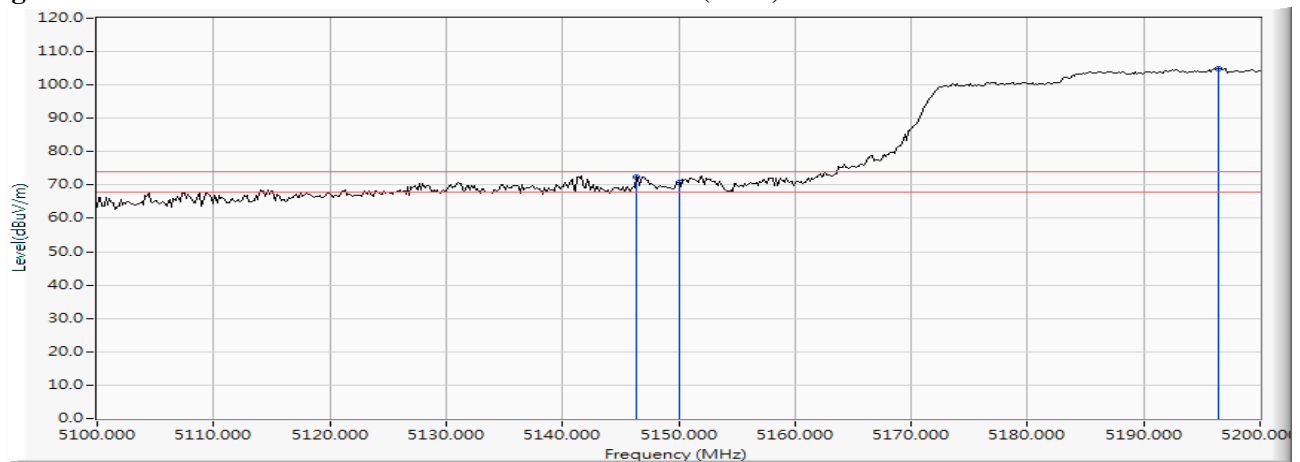
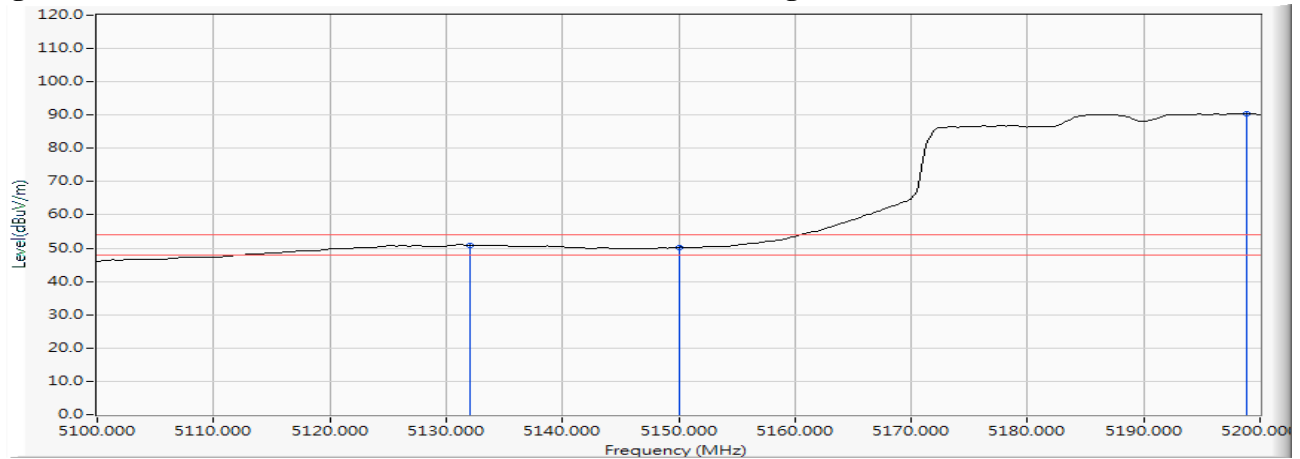
Note:

1. All readings above 1GHz are performed with peak and/or average measurements as necessary.
2. Peak measurements: RBW = 1MHz, VBW = 3 MHz, Sweep: Auto.
3. Average measurements: RBW = 1MHz, VBW = 10 Hz, Sweep: Auto.
4. “ * ”, means this data is the worst emission level.
5. Measurement Level = Reading Level + Correct Factor.
6. The average measurement was not performed when the peak measured data under the limit of average detection.

Product : Intel® Wireless-AC 9260
 Test Item : Band Edge Data
 Test Date : 2017/10/01
 Test Mode : Mode 2 SISO B: Transmit (802.11ac-80BW-32.5Mbps) -Channel 42 (5210MHz)

RF Radiated Measurement (Vertical):

Channel No.	Frequency (MHz)	Correct Factor (dB)	Reading Level (dBμV)	Emission Level (dBμV/m)	Peak Limit (dBμV/m)	Average Limit (dBμV/m)	Result
42 (Peak)	5146.377	18.322	53.914	72.236	74.00	54.00	Pass
42 (Peak)	5150.000	18.335	52.391	70.725	74.00	54.00	Pass
42 (Peak)	5196.377	18.434	86.410	104.844	--	--	--
42 (Average)	5132.029	18.276	32.644	50.920	74.00	54.00	Pass
42 (Average)	5150.000	18.335	31.998	50.332	74.00	54.00	Pass
42 (Average)	5198.841	18.438	72.033	90.470	--	--	--

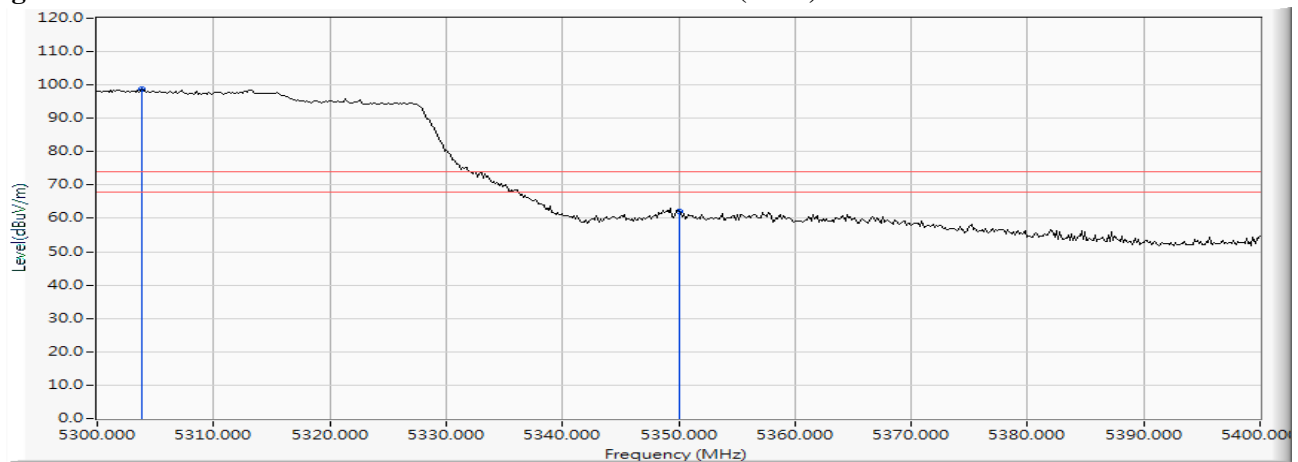
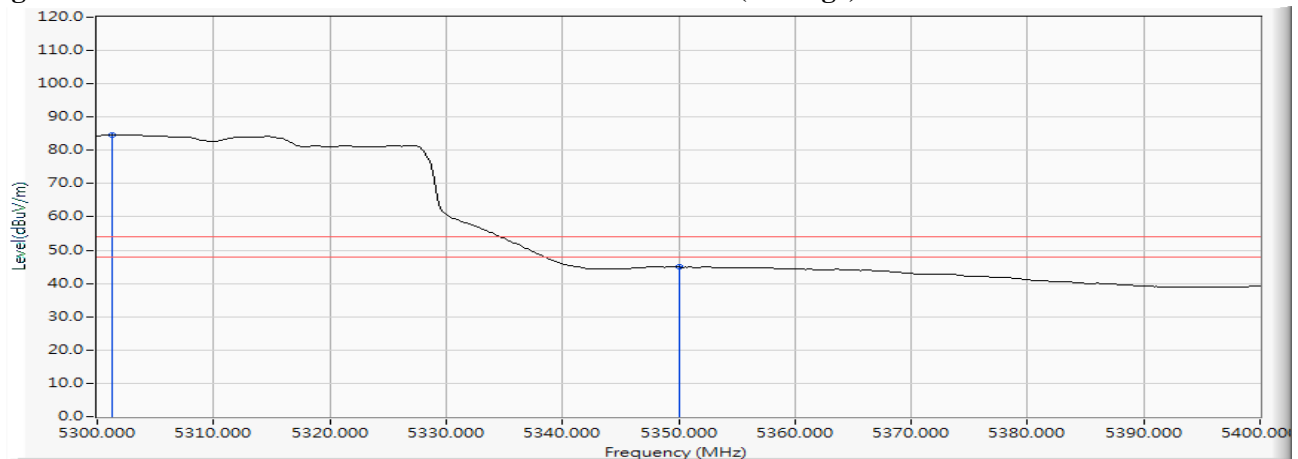
Figure Channel 42: Vertical (Peak)**Figure Channel 42: Vertical (Average)****Note:**

1. All readings above 1GHz are performed with peak and/or average measurements as necessary.
2. Peak measurements: RBW = 1MHz, VBW = 3 MHz, Sweep: Auto.
3. Average measurements: RBW = 1MHz, VBW = 10 Hz, Sweep: Auto.
4. “ * ”, means this data is the worst emission level.
5. Measurement Level = Reading Level + Correct Factor.
6. The average measurement was not performed when the peak measured data under the limit of average detection.

Product : Intel® Wireless-AC 9260
 Test Item : Band Edge Data
 Test Date : 2017/10/01
 Test Mode : Mode 2 SISO B: Transmit (802.11ac-80BW-32.5Mbps) -Channel 58 (5290MHz)

RF Radiated Measurement (Horizontal):

Channel No.	Frequency (MHz)	Correct Factor (dB)	Reading Level (dBμV)	Emission Level (dBμV/m)	Peak Limit (dBμV/m)	Average Limit (dBμV/m)	Result
58 (Peak)	5303.768	18.706	79.910	98.616	--	--	--
58 (Peak)	5350.000	18.833	43.239	62.072	74.00	54.00	Pass
58 (Average)	5301.304	18.699	65.942	84.642	--	--	--
58 (Average)	5350.000	18.833	26.102	44.935	74.00	54.00	Pass

Figure Channel 58: Horizontal (Peak)**Figure Channel 58: Horizontal (Average)**

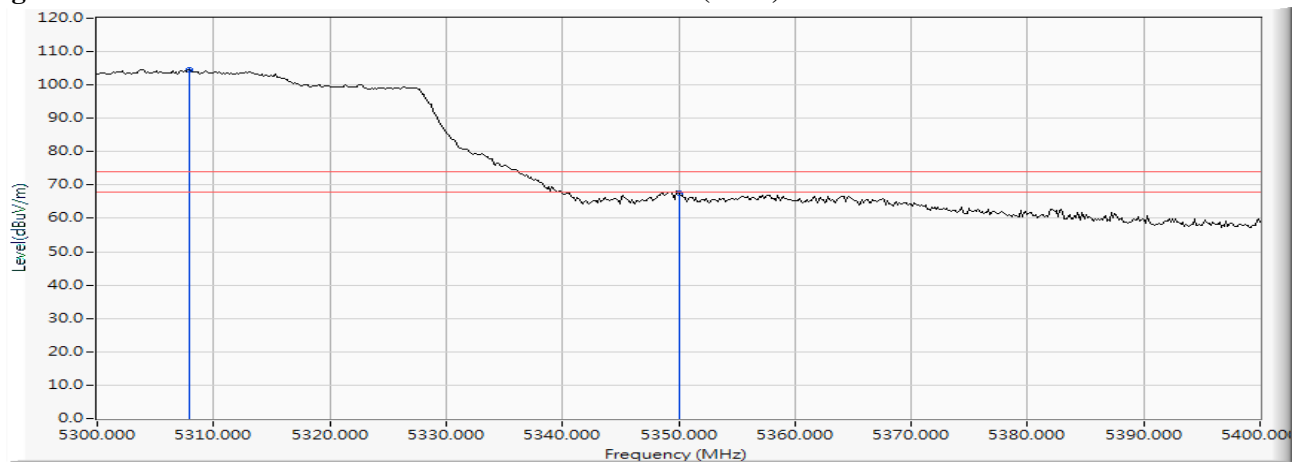
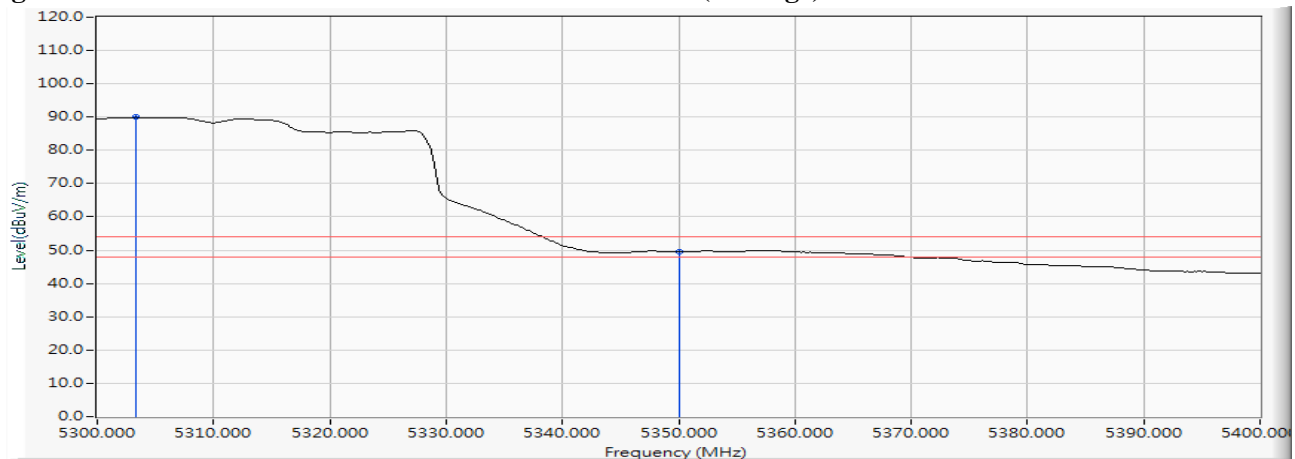
Note:

1. All readings above 1GHz are performed with peak and/or average measurements as necessary.
2. Peak measurements: RBW = 1MHz, VBW = 3 MHz, Sweep: Auto.
3. Average measurements: RBW = 1MHz, VBW = 10 Hz, Sweep: Auto.
4. “ * ”, means this data is the worst emission level.
5. Measurement Level = Reading Level + Correct Factor.
6. The average measurement was not performed when the peak measured data under the limit of average detection.

Product : Intel® Wireless-AC 9260
 Test Item : Band Edge Data
 Test Date : 2017/10/01
 Test Mode : Mode 2 SISO B: Transmit (802.11ac-80BW-32.5Mbps) -Channel 58 (5290MHz)

RF Radiated Measurement (Vertical):

Channel No.	Frequency (MHz)	Correct Factor (dB)	Reading Level (dBμV)	Emission Level (dBμV/m)	Peak Limit (dBμV/m)	Average Limit (dBμV/m)	Result
58 (Peak)	5307.971	18.715	85.918	104.633	--	--	--
58 (Peak)	5350.000	18.833	48.590	67.423	74.00	54.00	Pass
58 (Average)	5303.333	18.705	71.216	89.921	--	--	--
58 (Average)	5350.000	18.833	30.716	49.549	74.00	54.00	Pass

Figure Channel 58: Vertical (Peak)

Figure Channel 58: Vertical (Average)


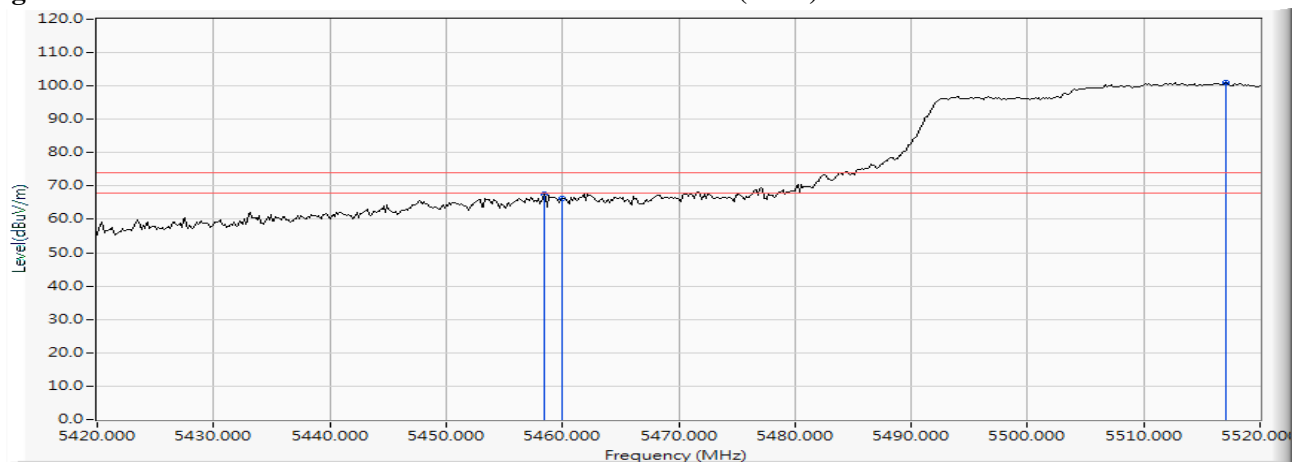
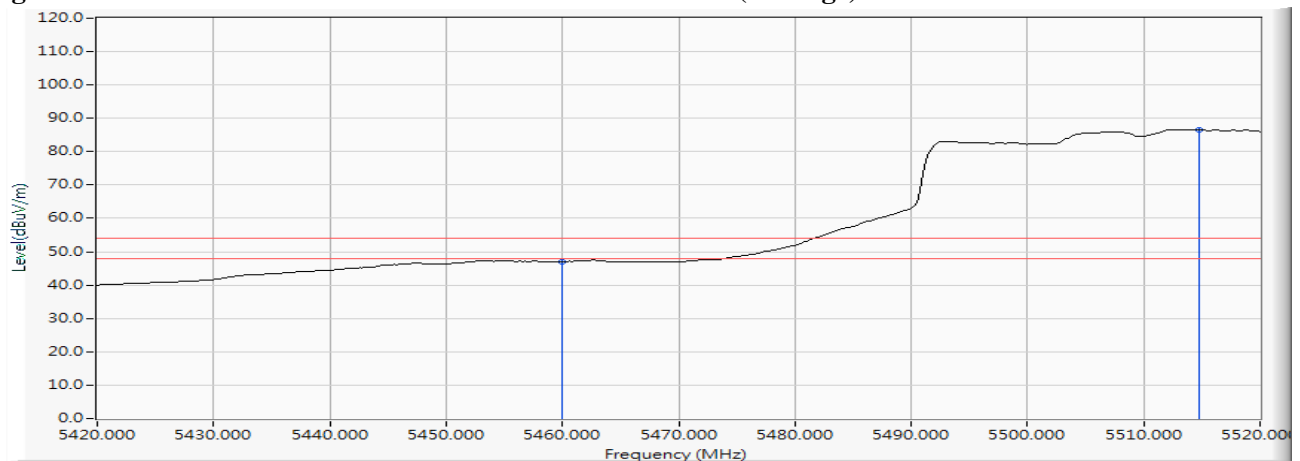
Note:

1. All readings above 1GHz are performed with peak and/or average measurements as necessary.
2. Peak measurements: RBW = 1MHz, VBW = 3 MHz, Sweep: Auto.
3. Average measurements: RBW = 1MHz, VBW = 10 Hz, Sweep: Auto.
4. “ * ”, means this data is the worst emission level.
5. Measurement Level = Reading Level + Correct Factor.
6. The average measurement was not performed when the peak measured data under the limit of average detection.

Product : Intel® Wireless-AC 9260
 Test Item : Band Edge Data
 Test Date : 2017/10/01
 Test Mode : Mode 2 SISO B: Transmit (802.11ac-80BW-32.5Mbps) -Channel 106 (5530MHz)

RF Radiated Measurement (Horizontal):

Channel No.	Frequency (MHz)	Correct Factor (dB)	Reading Level (dBμV)	Emission Level (dBμV/m)	Peak Limit (dBμV/m)	Average Limit (dBμV/m)	Result
106 (Peak)	5458.406	19.095	48.452	67.547	74.00	54.00	Pass
106 (Peak)	5460.000	19.097	47.213	66.310	74.00	54.00	Pass
106 (Peak)	5517.101	19.223	81.822	101.045	--	--	--
106 (Average)	5460.000	19.097	27.924	47.021	74.00	54.00	Pass
106 (Average)	5514.783	19.215	67.339	86.553	--	--	--

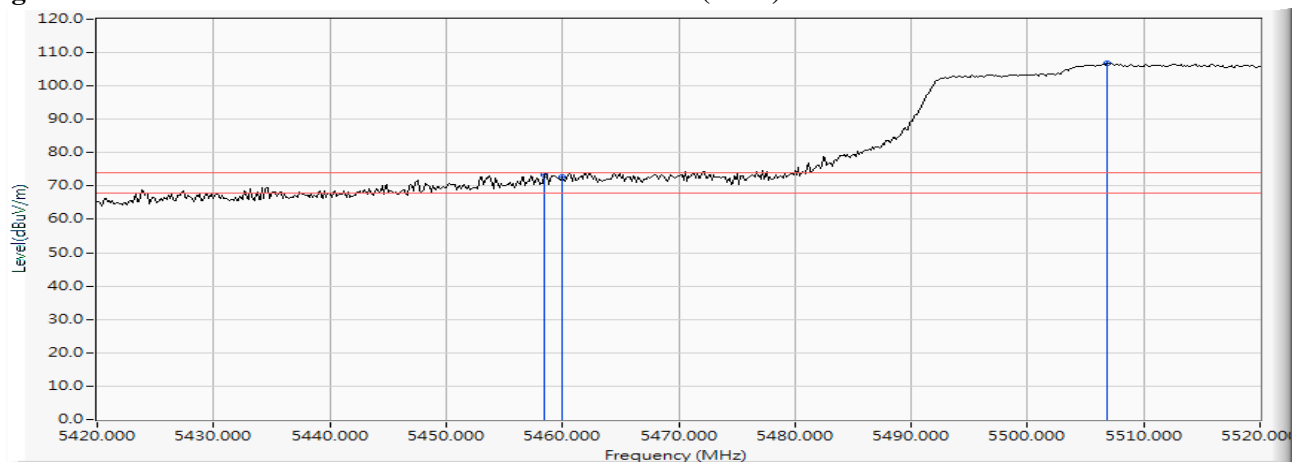
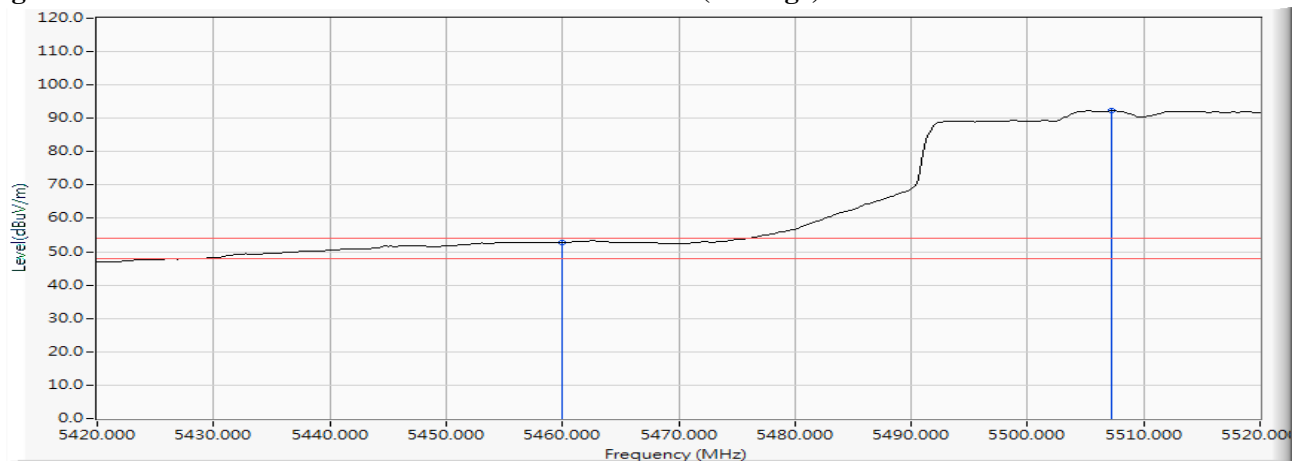
Figure Channel 106: Horizontal (Peak)**Figure Channel 106: Horizontal (Average)****Note:**

1. All readings above 1GHz are performed with peak and/or average measurements as necessary.
2. Peak measurements: RBW = 1MHz, VBW = 3 MHz, Sweep: Auto.
3. Average measurements: RBW = 1MHz, VBW = 10 Hz, Sweep: Auto.
4. “ * ”, means this data is the worst emission level.
5. Measurement Level = Reading Level + Correct Factor.
6. The average measurement was not performed when the peak measured data under the limit of average detection.

Product : Intel® Wireless-AC 9260
 Test Item : Band Edge Data
 Test Date : 2017/10/01
 Test Mode : Mode 2 SISO B: Transmit (802.11ac-80BW-32.5Mbps) -Channel 106 (5530MHz)

RF Radiated Measurement (Vertical):

Channel No.	Frequency (MHz)	Correct Factor (dB)	Reading Level (dBμV)	Emission Level (dBμV/m)	Peak Limit (dBμV/m)	Average Limit (dBμV/m)	Result
106 (Peak)	5458.406	19.095	54.307	73.402	74.00	54.00	Pass
106 (Peak)	5460.000	19.097	53.750	72.847	74.00	54.00	Pass
106 (Peak)	5506.812	19.195	87.770	106.966	--	--	--
106 (Average)	5460.000	19.097	33.722	52.819	74.00	54.00	Pass
106 (Average)	5507.246	19.197	73.026	92.222	--	--	--

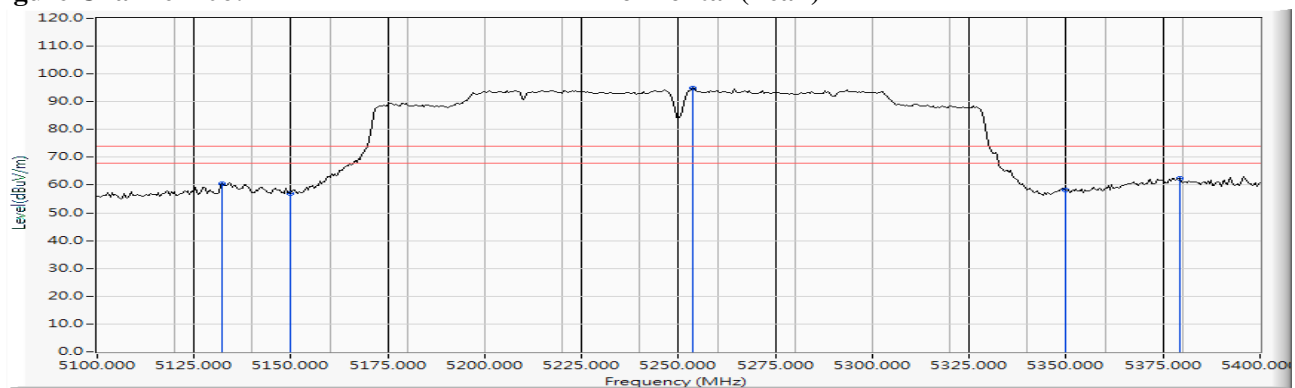
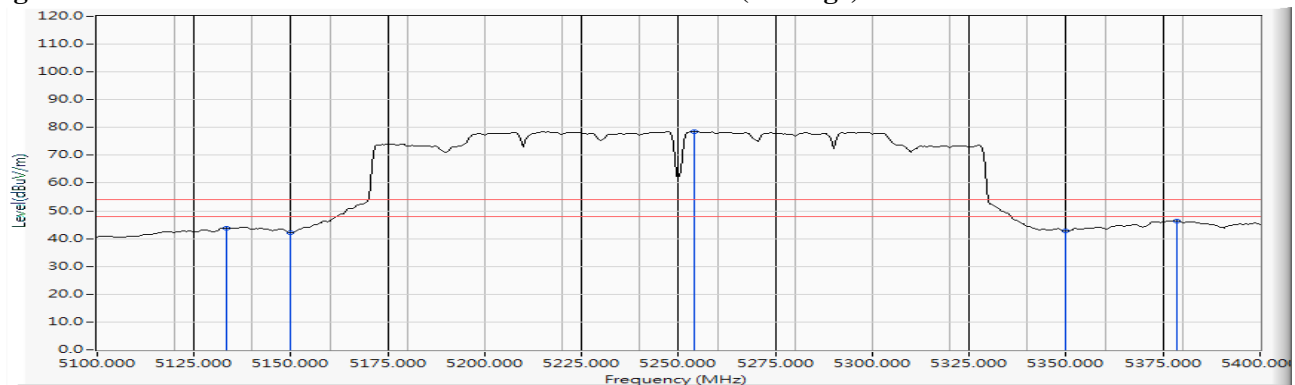
Figure Channel 106: Vertical (Peak)**Figure Channel 106: Vertical (Average)****Note:**

1. All readings above 1GHz are performed with peak and/or average measurements as necessary.
2. Peak measurements: RBW = 1MHz, VBW = 3 MHz, Sweep: Auto.
3. Average measurements: RBW = 1MHz, VBW = 10 Hz, Sweep: Auto.
4. “ * ”, means this data is the worst emission level.
5. Measurement Level = Reading Level + Correct Factor.
6. The average measurement was not performed when the peak measured data under the limit of average detection.

Product : Intel® Wireless-AC 9260
 Test Item : Band Edge Data
 Test Date : 2017/10/01
 Test Mode : Mode 2 SISO B: Transmit (802.11ac-160BW-65Mbps) -Channel 50 (5250MHz)

RF Radiated Measurement (Horizontal):

Channel No.	Frequency (MHz)	Correct Factor (dB)	Reading Level (dBμV)	Emission Level (dBμV/m)	Peak Limit (dBμV/m)	Average Limit (dBμV/m)	Result
50 (Peak)	5132.174	18.276	42.173	60.449	74.00	54.00	Pass
50 (Peak)	5150.000	18.335	38.546	56.880	74.00	54.00	Pass
50 (Peak)	5253.478	18.585	76.210	94.795	--	--	--
50 (Peak)	5350.000	18.833	39.548	58.381	74.00	54.00	Pass
50 (Peak)	5379.130	18.888	43.528	62.416	74.00	54.00	Pass
50 (Average)	5133.478	18.277	25.625	43.902	74.00	54.00	Pass
50 (Average)	5150.000	18.335	23.667	42.001	74.00	54.00	Pass
50 (Average)	5253.913	18.586	60.072	78.658	--	--	--
50 (Average)	5350.000	18.833	23.903	42.736	74.00	54.00	Pass
50 (Average)	5378.696	18.887	27.546	46.433	74.00	54.00	Pass

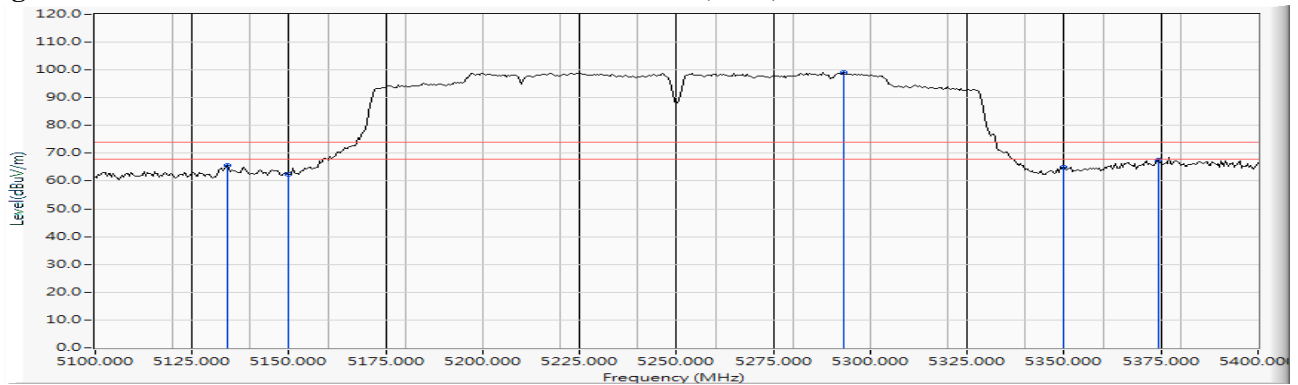
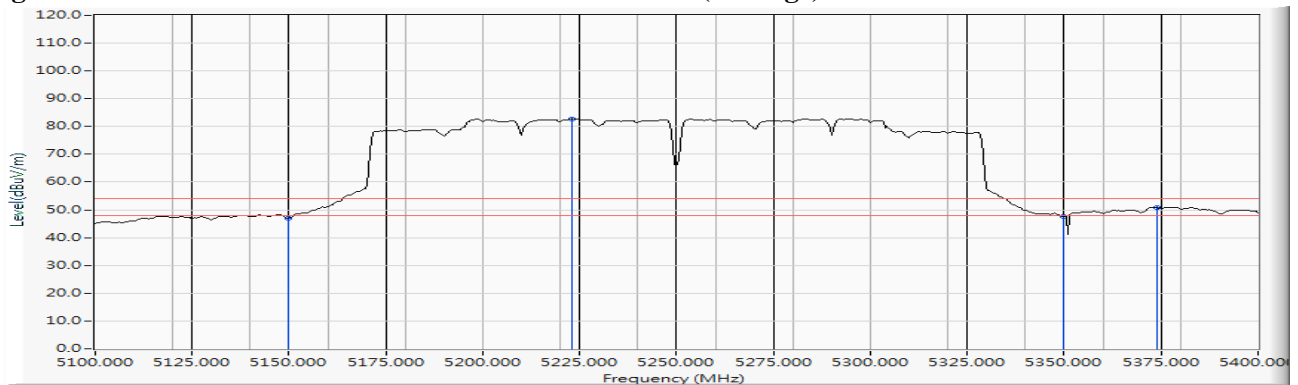
Figure Channel 106: Horizontal (Peak)**Figure Channel 106: Horizontal (Average)****Note:**

1. All readings above 1GHz are performed with peak and/or average measurements as necessary.
2. Peak measurements: RBW = 1MHz, VBW = 3 MHz, Sweep: Auto.
3. Average measurements: RBW = 1MHz, VBW = 10 Hz, Sweep: Auto.
4. “ * ”, means this data is the worst emission level.
5. Measurement Level = Reading Level + Correct Factor.
6. The average measurement was not performed when the peak measured data under the limit of average detection.

Product : Intel® Wireless-AC 9260
 Test Item : Band Edge Data
 Test Date : 2017/10/01
 Test Mode : Mode 2 SISO B: Transmit (802.11ac-160BW-65Mbps) -Channel 106 (5250MHz)

RF Radiated Measurement (Vertical):

Channel No.	Frequency (MHz)	Correct Factor (dB)	Reading Level (dBμV)	Emission Level (dBμV/m)	Peak Limit (dBμV/m)	Average Limit (dBμV/m)	Result
50 (Peak)	5133.913	18.279	47.212	65.491	74.00	54.00	Pass
50 (Peak)	5150.000	18.335	44.206	62.540	74.00	54.00	Pass
50 (Peak)	5293.043	18.679	80.414	99.093	--	--	--
50 (Peak)	5350.000	18.833	46.143	64.976	74.00	54.00	Pass
50 (Peak)	5374.348	18.874	48.678	67.553	74.00	54.00	Pass
50 (Average)	5150.000	18.335	28.716	47.050	74.00	54.00	Pass
50 (Average)	5223.043	18.526	64.227	82.753	--	--	--
50 (Average)	5350.000	18.833	28.915	47.748	74.00	54.00	Pass
50 (Average)	5373.913	18.874	31.947	50.821	74.00	54.00	Pass

Figure Channel 106: Vertical (Peak)**Figure Channel 106: Vertical (Average)**

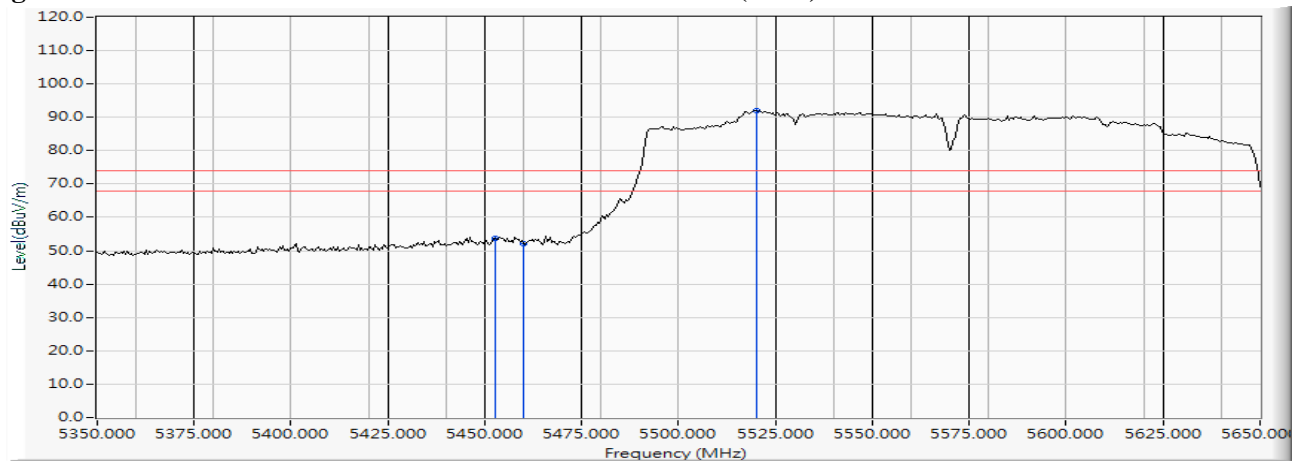
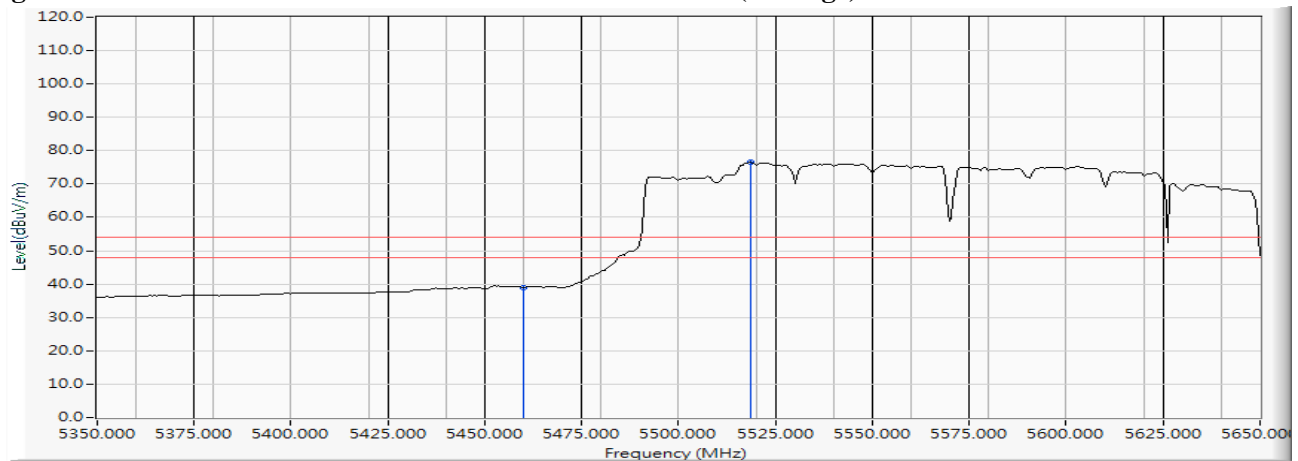
Note:

1. All readings above 1GHz are performed with peak and/or average measurements as necessary.
2. Peak measurements: RBW = 1MHz, VBW = 3 MHz, Sweep: Auto.
3. Average measurements: RBW = 1MHz, VBW = 10 Hz, Sweep: Auto.
4. “ * ”, means this data is the worst emission level.
5. Measurement Level = Reading Level + Correct Factor.
6. The average measurement was not performed when the peak measured data under the limit of average detection.

Product : Intel® Wireless-AC 9260
 Test Item : Band Edge Data
 Test Date : 2017/10/01
 Test Mode : Mode 2 SISO B: Transmit (802.11ac-160BW-65Mbps) -Channel 144 (5570MHz)

RF Radiated Measurement (Horizontal):

Channel No.	Frequency (MHz)	Correct Factor (dB)	Reading Level (dBμV)	Emission Level (dBμV/m)	Peak Limit (dBμV/m)	Average Limit (dBμV/m)	Result
144 (Peak)	5452.609	19.076	34.723	53.799	74.00	54.00	Pass
144 (Peak)	5460.000	19.097	32.921	52.018	74.00	54.00	Pass
144 (Peak)	5520.000	19.234	72.867	92.101	--	--	--
144 (Average)	5460.000	19.097	19.852	38.949	74.00	54.00	Pass
144 (Average)	5518.696	19.229	57.261	76.490	--	--	--

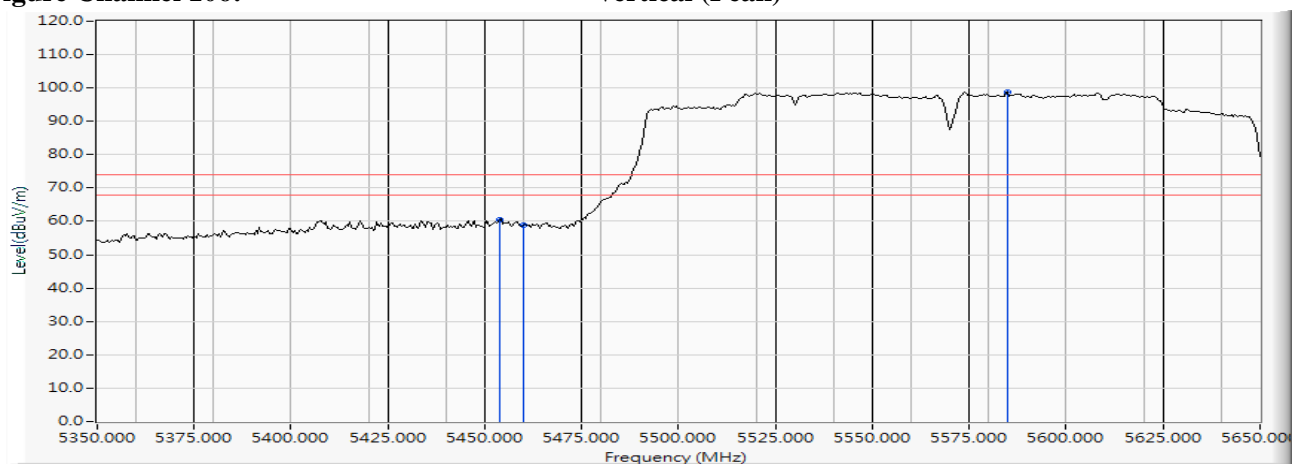
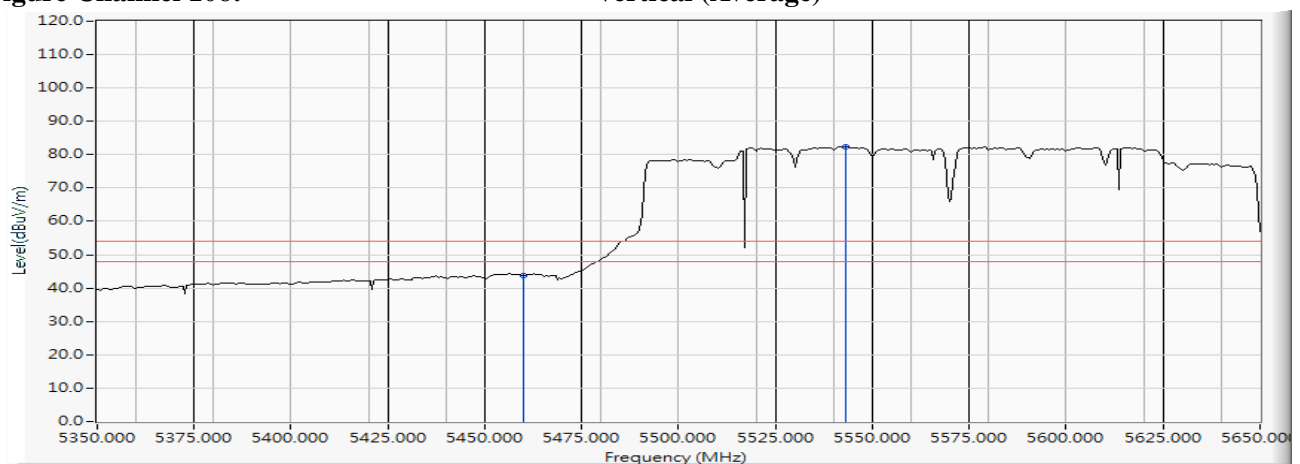
Figure Channel 106:**Horizontal (Peak)****Figure Channel 106:****Horizontal (Average)****Note:**

1. All readings above 1GHz are performed with peak and/or average measurements as necessary.
2. Peak measurements: RBW = 1MHz, VBW = 3 MHz, Sweep: Auto.
3. Average measurements: RBW = 1MHz, VBW = 10 Hz, Sweep: Auto.
4. “ * ”, means this data is the worst emission level.
5. Measurement Level = Reading Level + Correct Factor.
6. The average measurement was not performed when the peak measured data under the limit of average detection.

Product : Intel® Wireless-AC 9260
 Test Item : Band Edge Data
 Test Date : 2017/10/01
 Test Mode : Mode 2 SISO B: Transmit (802.11ac-160BW-65Mbps) -Channel 144 (5570MHz)

RF Radiated Measurement (Vertical):

Channel No.	Frequency (MHz)	Correct Factor (dB)	Reading Level (dBμV)	Emission Level (dBμV/m)	Peak Limit (dBμV/m)	Average Limit (dBμV/m)	Result
144 (Peak)	5453.913	19.081	41.479	60.560	74.00	54.00	Pass
144 (Peak)	5460.000	19.097	39.902	58.999	74.00	54.00	Pass
144 (Peak)	5584.783	19.369	79.497	98.866	--	--	--
144 (Average)	5460.000	19.097	24.619	43.716	74.00	54.00	Pass
144 (Average)	5543.043	19.278	63.124	82.402	--	--	--

Figure Channel 106:**Vertical (Peak)****Figure Channel 106:****Vertical (Average)**

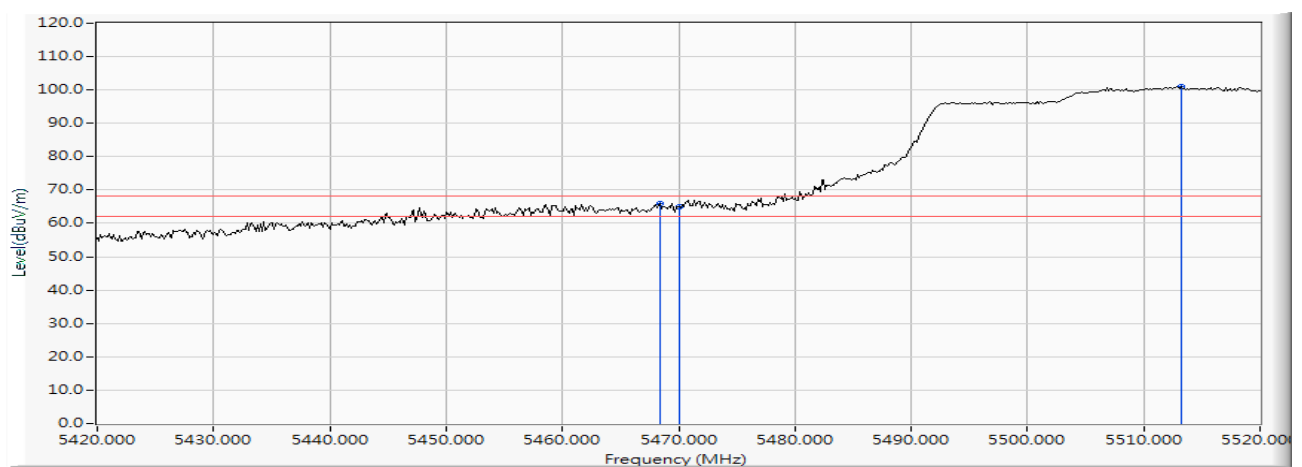
Note:

1. All readings above 1GHz are performed with peak and/or average measurements as necessary.
2. Peak measurements: RBW = 1MHz, VBW = 3 MHz, Sweep: Auto.
3. Average measurements: RBW = 1MHz, VBW = 10 Hz, Sweep: Auto.
4. “ * ”, means this data is the worst emission level.
5. Measurement Level = Reading Level + Correct Factor.
6. The average measurement was not performed when the peak measured data under the limit of average detection.

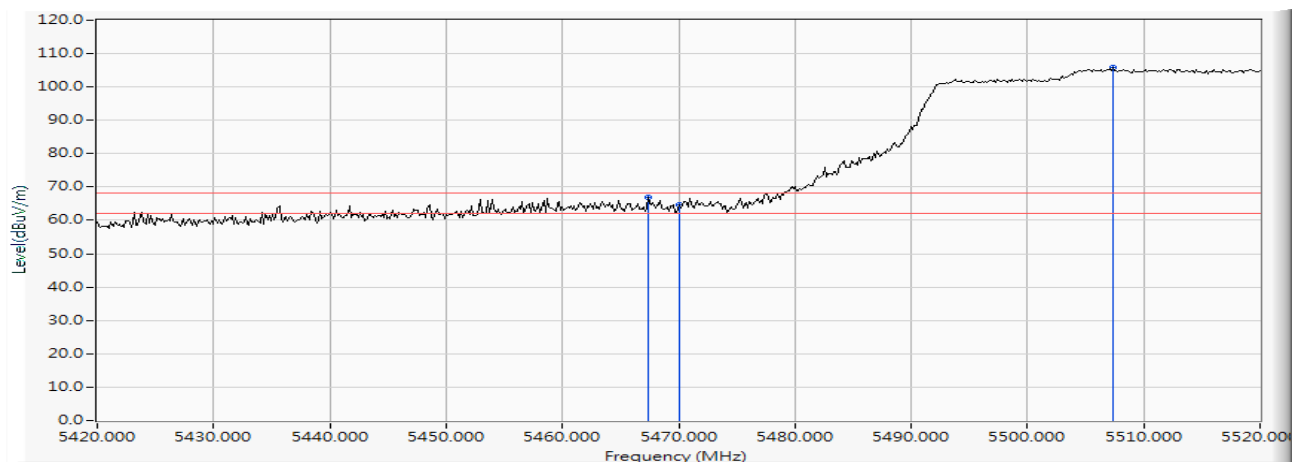
Product : Intel® Wireless-AC 9260
 Test Item : Band Edge Data
 Test Date : 2017/10/01
 Test Mode : Mode 2 SISO B: Transmit (802.11ac-80BW-32.5Mbps) -Channel 106 (5530MHz)

RF Radiated Measurement:

	Frequency (MHz)	Correct Factor (dB)	Reading Level (dBμV)	Measure Level (dBμV /m)	Margin (dB)	Limit (dBμV /m)	Result
Horizontal	5468.406	19.108	46.918	66.026	-2.194	68.220	Pass
Horizontal	5470.000	19.110	45.823	64.933	-3.287	68.220	Pass
Horizontal	5513.188	19.208	81.717	100.925	--	--	--



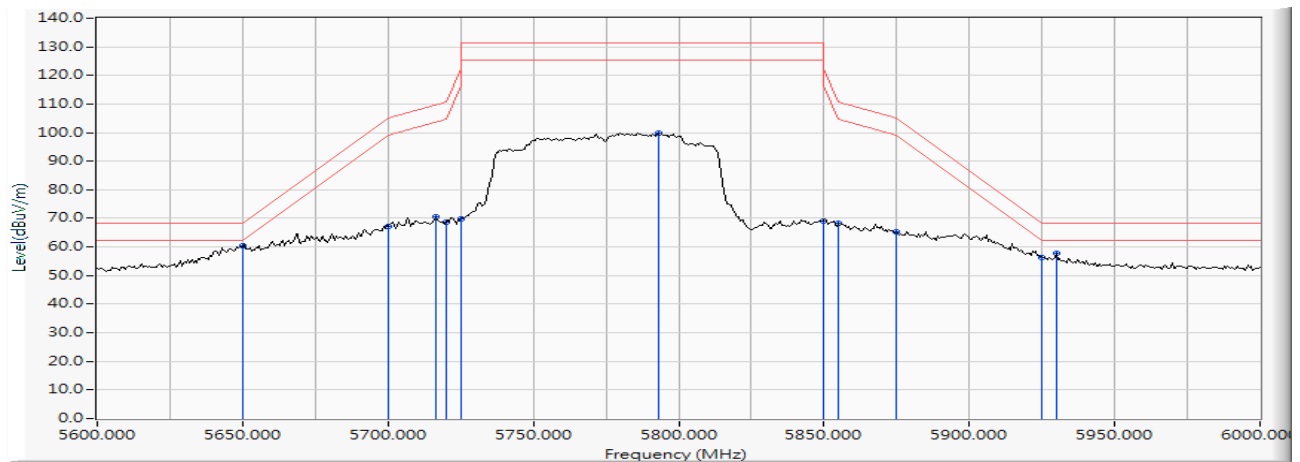
	Frequency (MHz)	Correct Factor (dB)	Reading Level (dBm)	Measure Level (dBm/m)	Margin (dB)	Limit (dBm/m)	Result
Vertical	5467.391	19.106	47.852	66.959	-1.261	68.220	Pass
Vertical	5470.000	19.110	45.410	64.520	-3.700	68.220	Pass
Vertical	5507.391	19.197	86.628	105.824	--	--	--



Product : Intel® Wireless-AC 9260
 Test Item : Band Edge Data
 Test Date : 2017/10/01
 Test Mode : Mode 2 SISO B: Transmit (802.11ac-80BW-32.5Mbps) -Channel 155 (5775MHz)

RF Radiated Measurement:

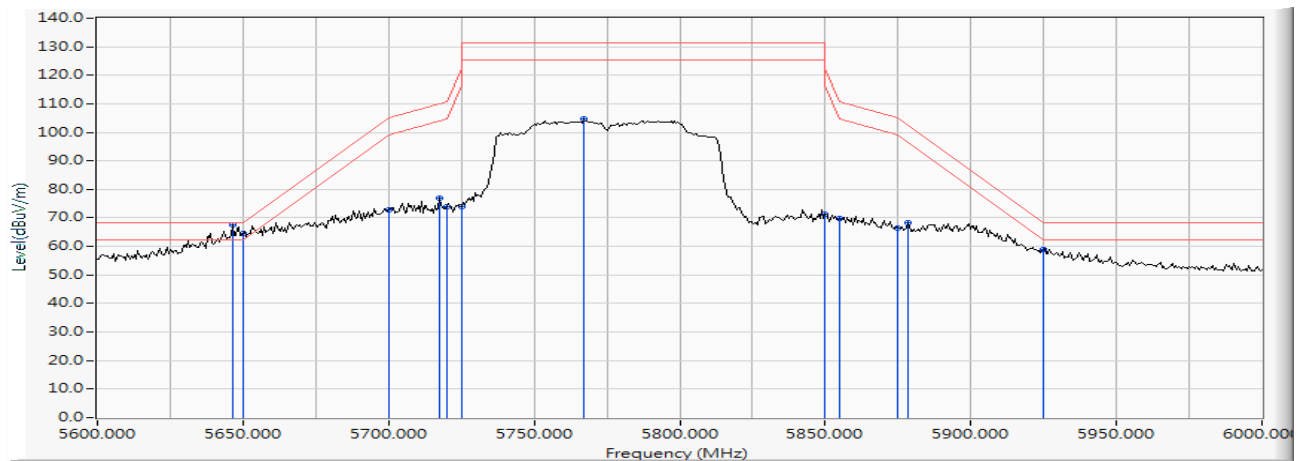
	Frequency (MHz)	Correct Factor (dB)	Reading Level (dBμV)	Measure Level (dBμV /m)	Margin (dB)	Limit (dBμV /m)	Result
Horizontal	5650.000	19.535	40.766	60.302	-7.918	68.220	Pass
Horizontal	5700.000	19.659	47.711	67.370	-37.830	105.200	Pass
Horizontal	5716.522	19.701	51.011	70.712	-39.114	109.826	Pass
Horizontal	5720.000	19.711	48.973	68.684	-42.116	110.800	Pass
Horizontal	5725.000	19.725	50.249	69.974	-52.226	122.200	Pass
Horizontal	5793.043	19.875	79.997	99.872	--	--	--
Horizontal	5850.000	19.992	49.197	69.189	-53.011	122.200	Pass
Horizontal	5855.000	20.003	48.221	68.223	-42.577	110.800	Pass
Horizontal	5875.000	20.048	45.079	65.126	-40.074	105.200	Pass
Horizontal	5925.000	20.181	36.138	56.320	-11.880	68.200	Pass
Horizontal	5929.855	20.193	37.514	57.707	-10.493	68.200	Pass



Product : Intel® Wireless-AC 9260
 Test Item : Band Edge Data
 Test Date : 2017/10/01
 Test Mode : Mode 2 SISO B: Transmit (802.11ac-80BW-32.5Mbps) -Channel 155 (5775MHz)

RF Radiated Measurement:

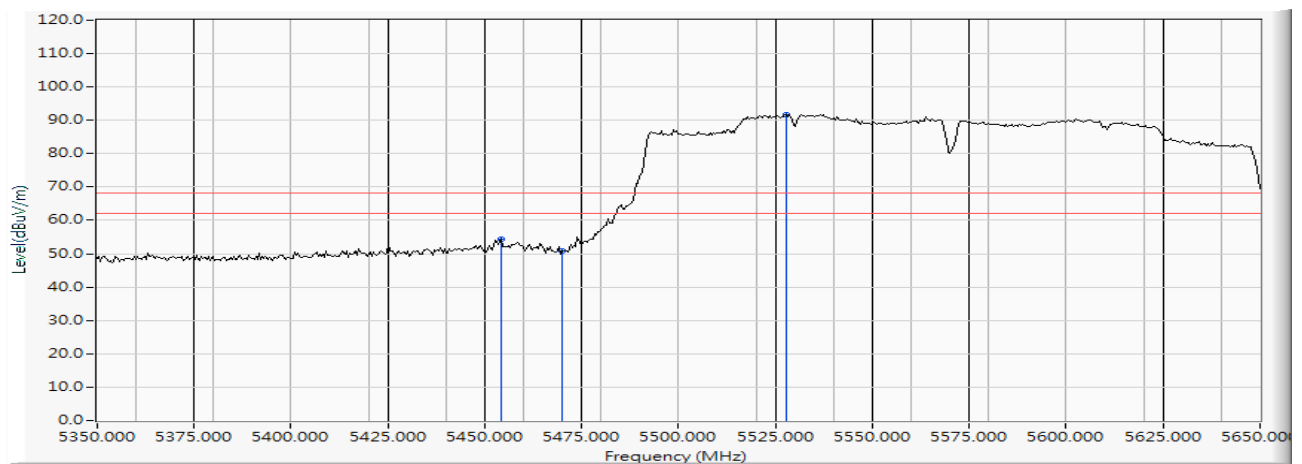
	Frequency (MHz)	Correct Factor (dB)	Reading Level (dBμV)	Measure Level (dBμV /m)	Margin (dB)	Limit (dBμV /m)	Result
Vertical	5646.377	19.527	48.171	67.698	-0.522	68.220	Pass
Vertical	5650.000	19.535	44.877	64.413	-3.807	68.220	Pass
Vertical	5700.000	19.659	53.177	72.836	-32.364	105.200	Pass
Vertical	5717.681	19.704	57.351	77.055	-33.096	110.151	Pass
Vertical	5720.000	19.711	54.107	73.818	-36.982	110.800	Pass
Vertical	5725.000	19.725	54.371	74.096	-48.104	122.200	Pass
Vertical	5766.957	19.809	84.767	104.576	--	--	--
Vertical	5850.000	19.992	51.256	71.248	-50.952	122.200	Pass
Vertical	5855.000	20.003	49.782	69.784	-41.016	110.800	Pass
Vertical	5875.000	20.048	46.563	66.610	-38.590	105.200	Pass
Vertical	5878.261	20.055	48.369	68.424	-34.363	102.787	Pass
Vertical	5925.000	20.181	38.818	59.000	-9.200	68.200	Pass



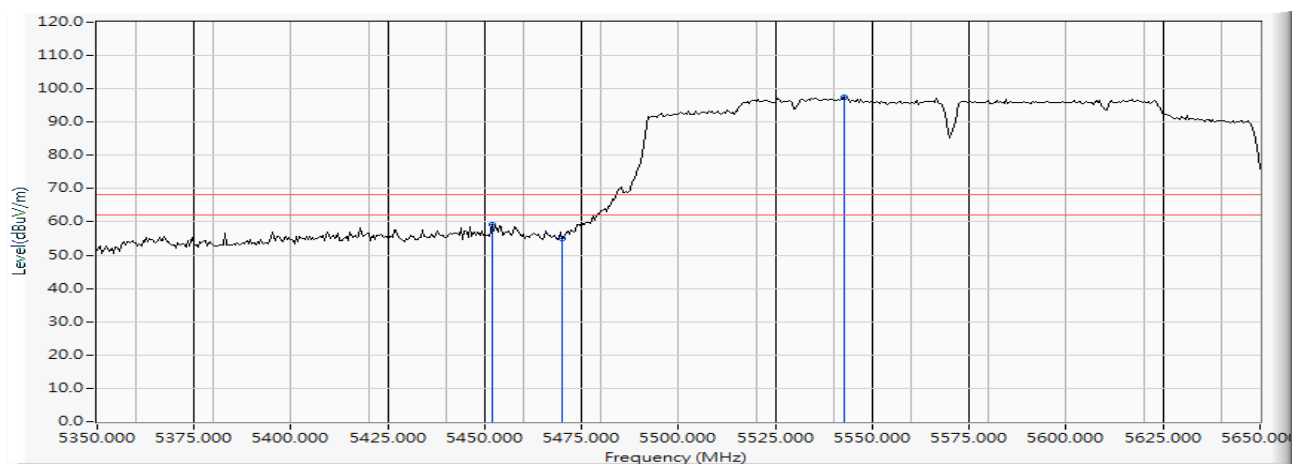
Product : Intel® Wireless-AC 9260
 Test Item : Band Edge Data
 Test Date : 2017/10/01
 Test Mode : Mode 2 SISO B: Transmit (802.11ac-160BW-65Mbps) -Channel 144 (5570)

RF Radiated Measurement:

	Frequency (MHz)	Correct Factor (dB)	Reading Level (dBμV)	Measure Level (dBμV /m)	Margin (dB)	Limit (dBμV /m)	Result
Horizontal	5454.348	19.082	35.444	54.527	--	--	--
Horizontal	5470.000	19.110	31.843	50.953	-37.830	105.200	Pass
Horizontal	5527.826	19.265	72.545	91.810	--	--	--

**RF Radiated Measurement:**

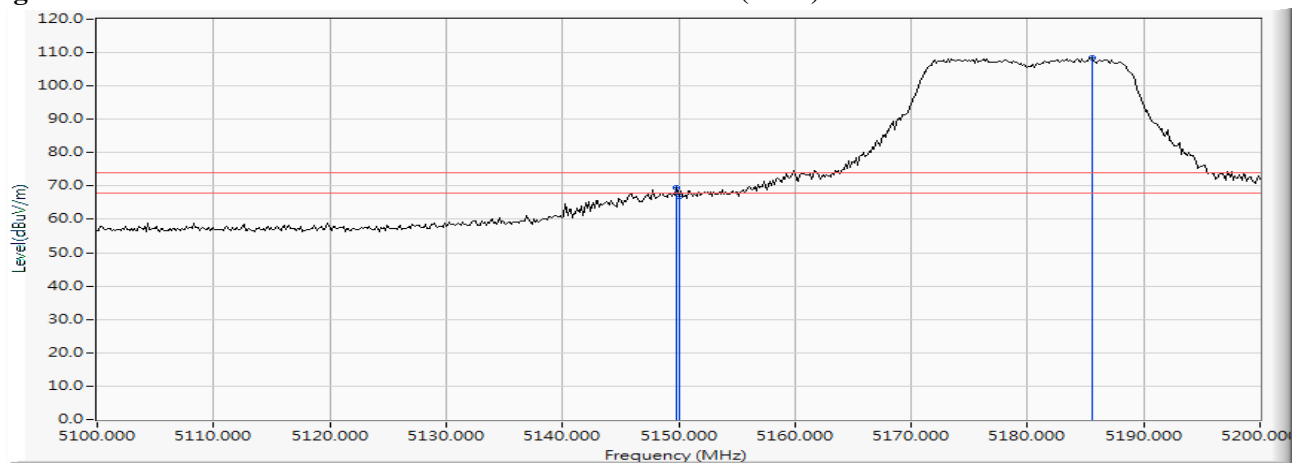
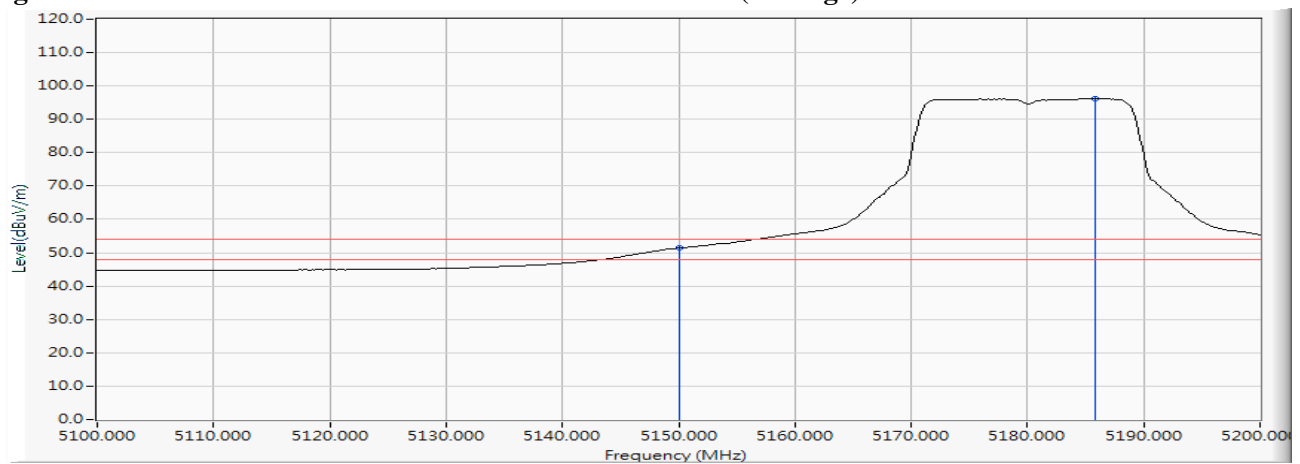
	Frequency (MHz)	Correct Factor (dB)	Reading Level (dBμV)	Measure Level (dBμV /m)	Margin (dB)	Limit (dBμV /m)	Result
Vertical	5451.739	19.072	40.276	59.348	-8.872	68.220	Pass
Vertical	5470.000	19.110	35.842	54.952	-13.268	68.220	Pass
Vertical	5542.609	19.278	78.231	97.509	--	--	--



Product : Intel® Wireless-AC 9260
 Test Item : Band Edge Data
 Test Date : 2017/09/27
 Test Mode : Mode 3 MIMO: Transmit (802.11n-20BW 14.4Mbps) -Channel 36 (5180MHz)

RF Radiated Measurement (Horizontal):

Channel No.	Frequency (MHz)	Correct Factor (dB)	Reading Level (dBμV)	Emission Level (dBμV/m)	Peak Limit (dBμV/m)	Average Limit (dBμV/m)	Result
36 (Peak)	5149.855	18.334	51.041	69.375	74.00	54.00	Pass
36 (Peak)	5150.000	18.335	48.487	66.821	74.00	54.00	Pass
36 (Peak)	5185.507	18.419	89.893	108.311	--	--	--
36 (Average)	5150.000	18.335	33.066	51.400	74.00	54.00	Pass
36 (Average)	5185.797	18.419	77.791	96.210	--	--	--

Figure Channel 36:**Horizontal (Peak)****Figure Channel 36:****Horizontal (Average)**

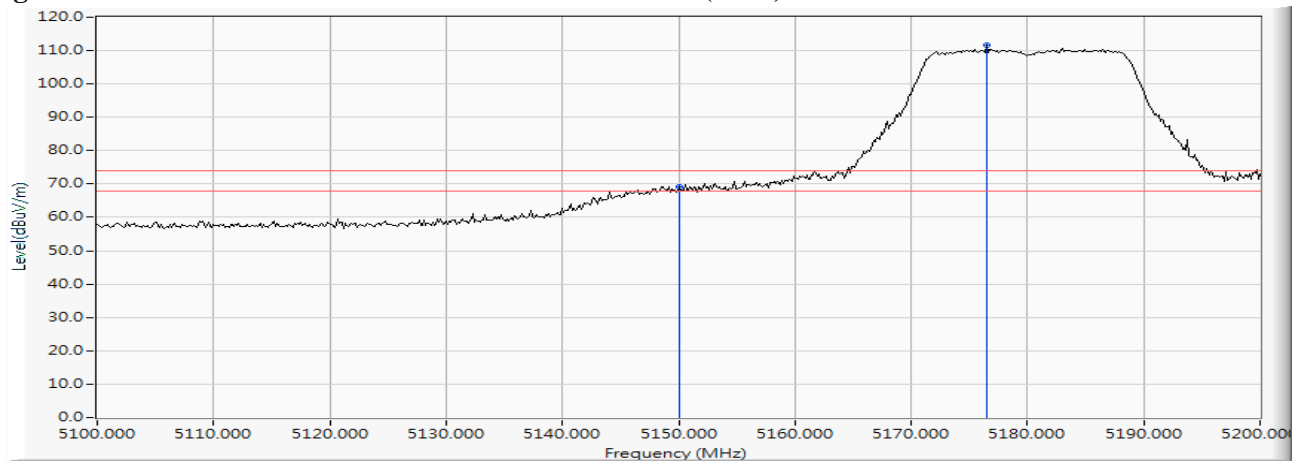
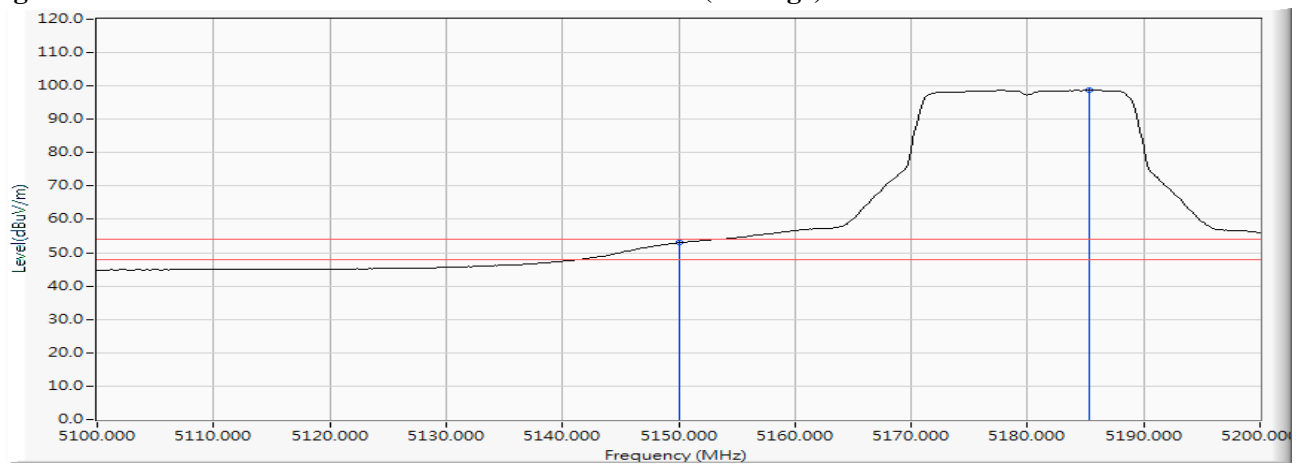
Note:

1. All readings above 1GHz are performed with peak and/or average measurements as necessary.
2. Peak measurements: RBW = 1MHz, VBW = 3 MHz, Sweep: Auto.
3. Average measurements: RBW = 1MHz, VBW = 10 Hz, Sweep: Auto.
4. “ * ”, means this data is the worst emission level.
5. Measurement Level = Reading Level + Correct Factor.
6. The average measurement was not performed when the peak measured data under the limit of average detection.

Product : Intel® Wireless-AC 9260
 Test Item : Band Edge Data
 Test Date : 2017/09/27
 Test Mode : Mode 3 MIMO: Transmit (802.11n-20BW 14.4Mbps) -Channel 36 (5180MHz)

RF Radiated Measurement (Vertical):

Channel No.	Frequency (MHz)	Correct Factor (dB)	Reading Level (dBμV)	Emission Level (dBμV/m)	Peak Limit (dBμV/m)	Average Limit (dBμV/m)	Result
36 (Peak)	5150.000	18.335	50.837	69.171	74.00	54.00	Pass
36 (Peak)	5176.522	18.392	93.388	111.780	--	--	--
36 (Average)	5150.000	18.335	34.618	52.952	74.00	54.00	Pass
36 (Average)	5185.362	18.418	80.346	98.764	--	--	--

Figure Channel 36:**Vertical (Peak)****Figure Channel 36:****Vertical (Average)**

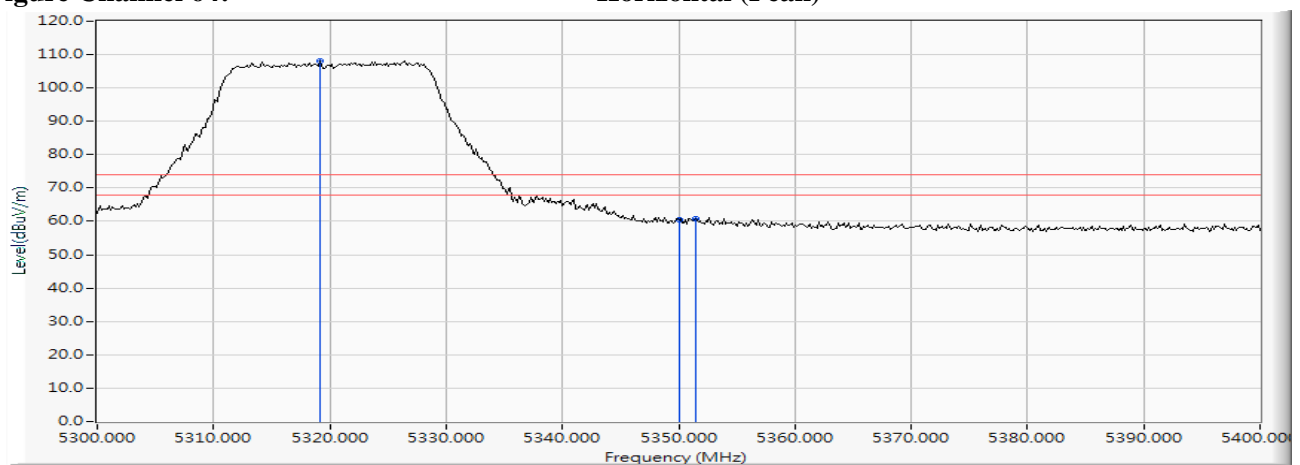
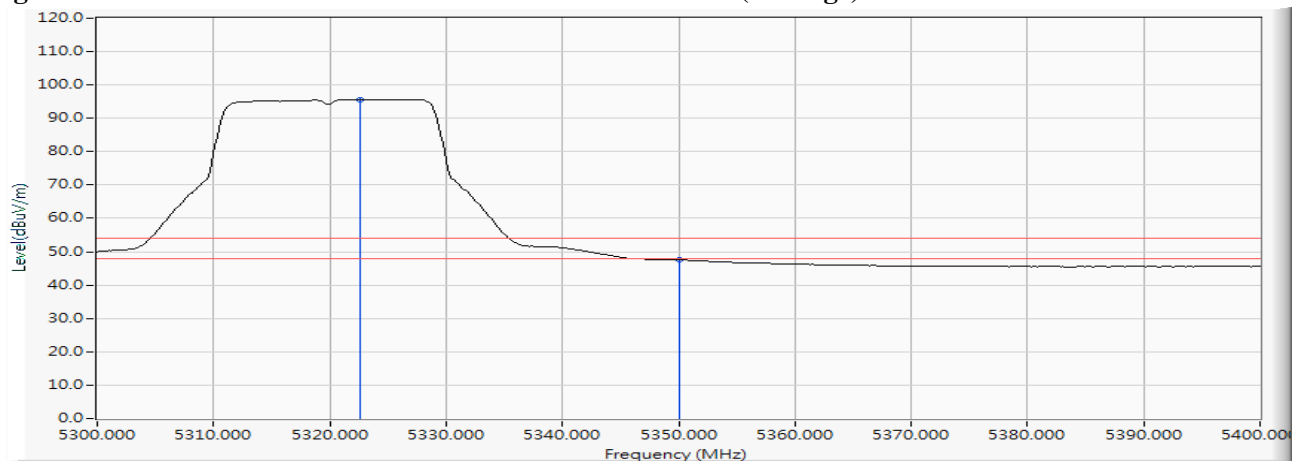
Note:

1. All readings above 1GHz are performed with peak and/or average measurements as necessary.
2. Peak measurements: RBW = 1MHz, VBW = 3 MHz, Sweep: Auto.
3. Average measurements: RBW = 1MHz, VBW = 10 Hz, Sweep: Auto.
4. “ * ”, means this data is the worst emission level.
5. Measurement Level = Reading Level + Correct Factor.
6. The average measurement was not performed when the peak measured data under the limit of average detection.

Product : Intel® Wireless-AC 9260
 Test Item : Band Edge Data
 Test Date : 2017/09/27
 Test Mode : Mode 3 MIMO: Transmit (802.11n-20BW 14.4Mbps) -Channel 64 (5320MHz)

RF Radiated Measurement (Horizontal):

Channel No.	Frequency (MHz)	Correct Factor (dB)	Reading Level (dBμV)	Emission Level (dBμV/m)	Peak Limit (dBμV/m)	Average Limit (dBμV/m)	Result
64 (Peak)	5319.130	18.741	89.382	108.123	--	--	--
64 (Peak)	5350.000	18.833	41.606	60.439	74.00	54.00	Pass
64 (Peak)	5351.449	18.835	42.050	60.885	74.00	54.00	Pass
64 (Average)	5322.609	18.749	76.946	95.695	--	--	--
64 (Average)	5350.000	18.833	28.701	47.534	74.00	54.00	Pass

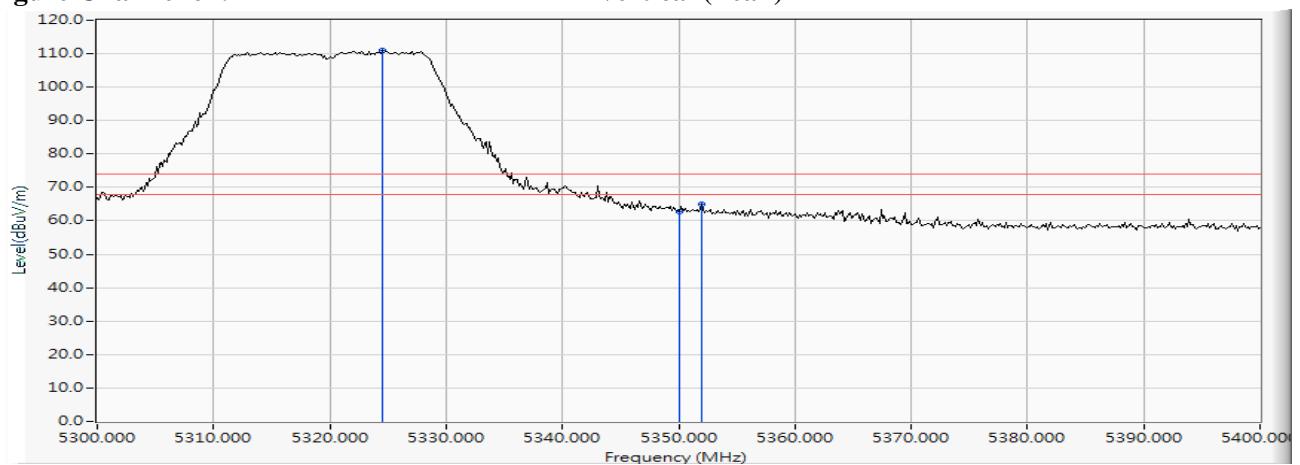
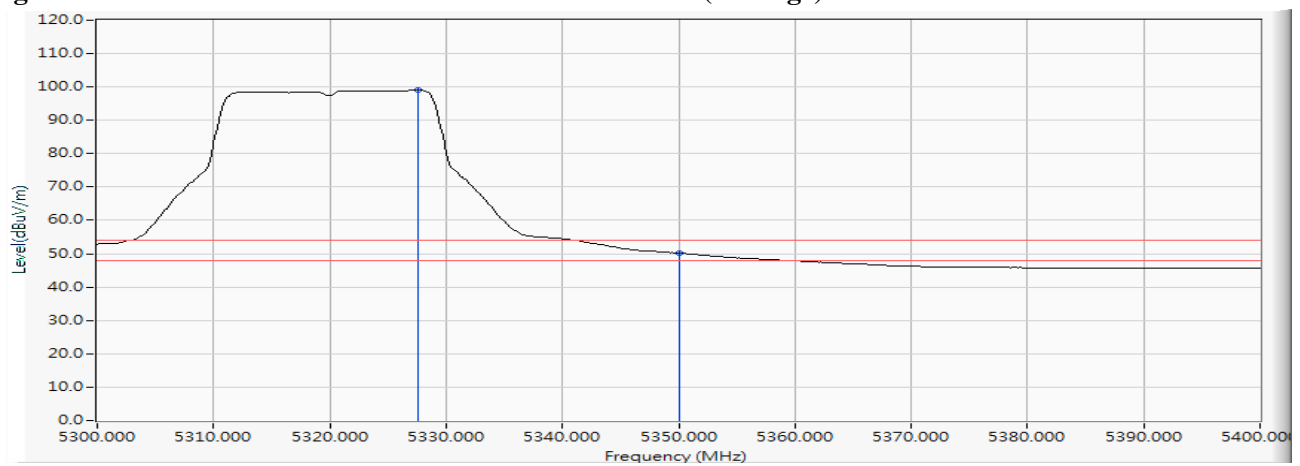
Figure Channel 64: Horizontal (Peak)**Figure Channel 64: Horizontal (Average)****Note:**

1. All readings above 1GHz are performed with peak and/or average measurements as necessary.
2. Peak measurements: RBW = 1MHz, VBW = 3 MHz, Sweep: Auto.
3. Average measurements: RBW = 1MHz, VBW = 10 Hz, Sweep: Auto.
4. “ * ”, means this data is the worst emission level.
5. Measurement Level = Reading Level + Correct Factor.
6. The average measurement was not performed when the peak measured data under the limit of average detection.

Product : Intel® Wireless-AC 9260
 Test Item : Band Edge Data
 Test Date : 2017/09/27
 Test Mode : Mode 3 MIMO: Transmit (802.11n-20BW 14.4Mbps) -Channel 64 (5320MHz)

RF Radiated Measurement (Vertical):

Channel No.	Frequency (MHz)	Correct Factor (dB)	Reading Level (dBμV)	Emission Level (dBμV/m)	Peak Limit (dBμV/m)	Average Limit (dBμV/m)	Result
64 (Peak)	5324.493	18.753	92.213	110.966	--	--	--
64 (Peak)	5350.000	18.833	43.972	62.805	74.00	54.00	Pass
64 (Peak)	5352.029	18.835	46.154	64.989	74.00	54.00	Pass
64 (Average)	5327.536	18.761	80.286	99.046	--	--	--
64 (Average)	5350.000	18.833	31.338	50.171	74.00	54.00	Pass

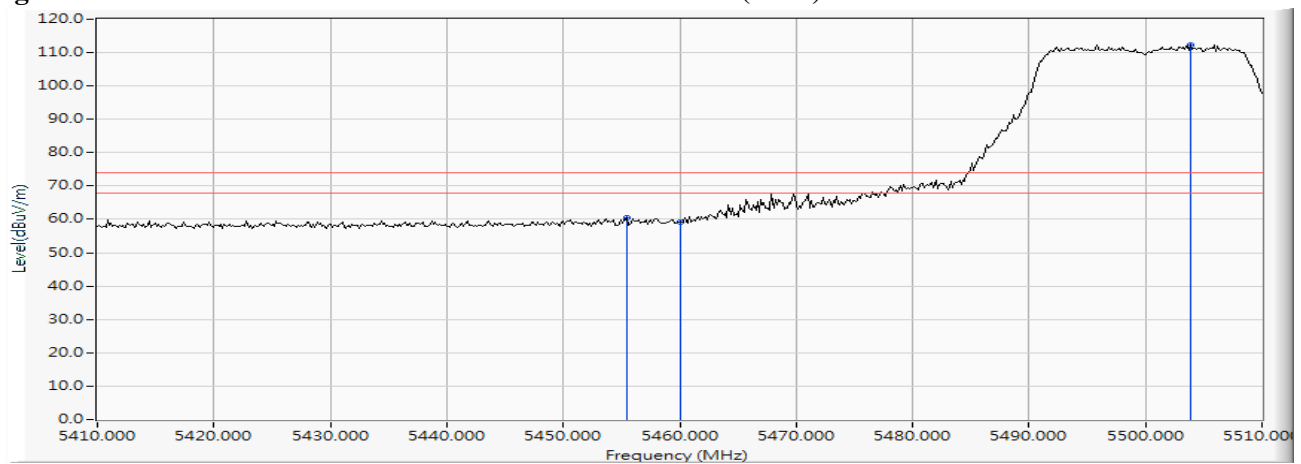
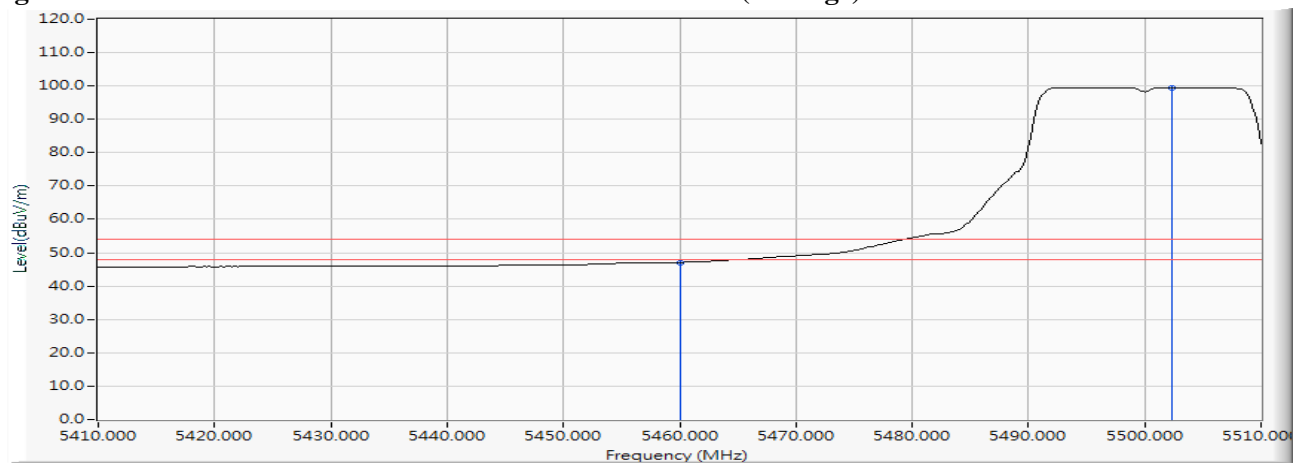
Figure Channel 64: Vertical (Peak)**Figure Channel 64: Vertical (Average)****Note:**

1. All readings above 1GHz are performed with peak and/or average measurements as necessary.
2. Peak measurements: RBW = 1MHz, VBW = 3 MHz, Sweep: Auto.
3. Average measurements: RBW = 1MHz, VBW = 10 Hz, Sweep: Auto.
4. “ * ”, means this data is the worst emission level.
5. Measurement Level = Reading Level + Correct Factor.
6. The average measurement was not performed when the peak measured data under the limit of average detection.

Product : Intel® Wireless-AC 9260
 Test Item : Band Edge Data
 Test Date : 2017/09/27
 Test Mode : Mode 3 MIMO: Transmit (802.11n-20BW 14.4Mbps) -Channel 100 (5500MHz)

RF Radiated Measurement (Horizontal):

Channel No.	Frequency (MHz)	Correct Factor (dB)	Reading Level (dBμV)	Emission Level (dBμV/m)	Peak Limit (dBμV/m)	Average Limit (dBμV/m)	Result
100 (Peak)	5455.507	19.088	41.429	60.517	74.00	54.00	Pass
100 (Peak)	5460.000	19.097	40.221	59.318	74.00	54.00	Pass
100 (Peak)	5503.913	19.195	93.039	112.234	--	--	--
100 (Average)	5460.000	19.097	27.985	47.082	74.00	54.00	Pass
100 (Average)	5502.319	19.194	80.362	99.557	--	--	--

Figure Channel 100:**Horizontal (Peak)****Figure Channel 100:****Horizontal (Average)**

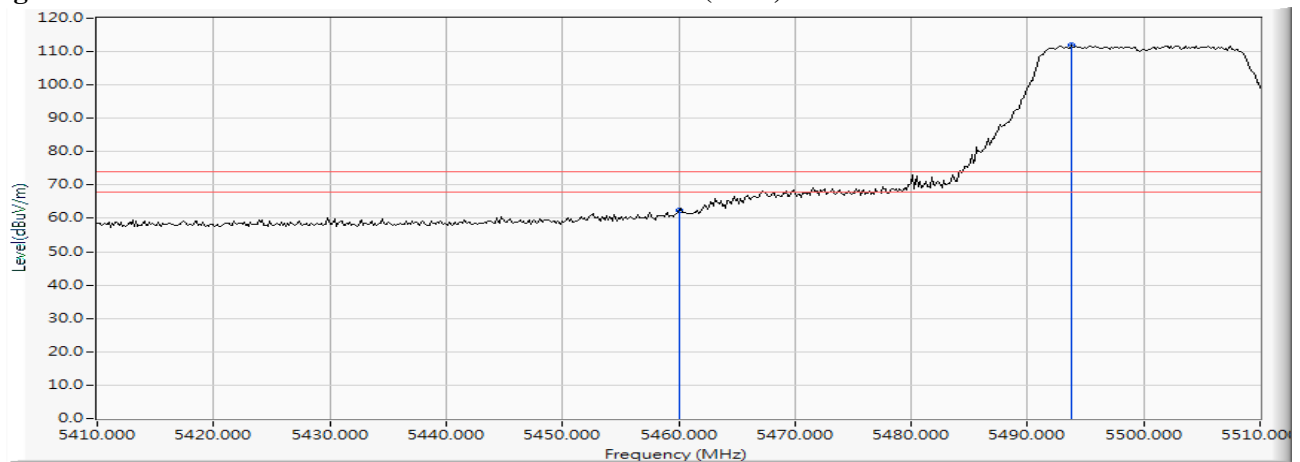
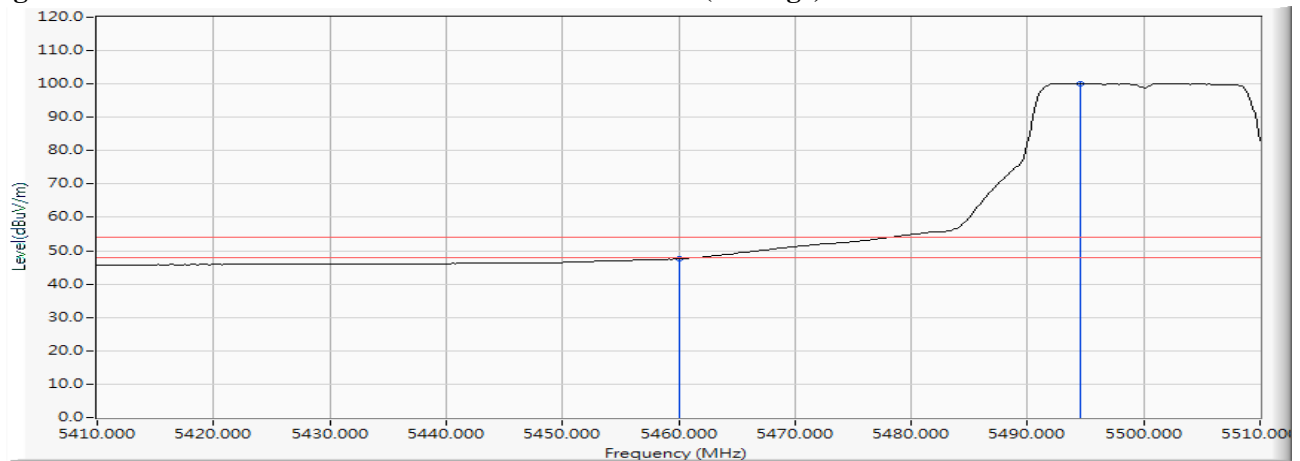
Note:

1. All readings above 1GHz are performed with peak and/or average measurements as necessary.
2. Peak measurements: RBW = 1MHz, VBW = 3 MHz, Sweep: Auto.
3. Average measurements: RBW = 1MHz, VBW = 10 Hz, Sweep: Auto.
4. “ * ”, means this data is the worst emission level.
5. Measurement Level = Reading Level + Correct Factor.
6. The average measurement was not performed when the peak measured data under the limit of average detection.

Product : Intel® Wireless-AC 9260
 Test Item : Band Edge Data
 Test Date : 2017/09/27
 Test Mode : Mode 3 MIMO: Transmit (802.11n-20BW 14.4Mbps) -Channel 100 (5500MHz)

RF Radiated Measurement (Vertical):

Channel No.	Frequency (MHz)	Correct Factor (dB)	Reading Level (dBμV)	Emission Level (dBμV/m)	Peak Limit (dBμV/m)	Average Limit (dBμV/m)	Result
100 (Peak)	5460.000	19.097	43.399	62.496	74.00	54.00	Pass
100 (Peak)	5493.768	19.188	92.706	111.894	--	--	--
100 (Average)	5460.000	19.097	28.483	47.580	74.00	54.00	Pass
100 (Average)	5494.493	19.188	80.916	100.105	--	--	--

Figure Channel 100:**Vertical (Peak)****Figure Channel 100:****Vertical (Average)**

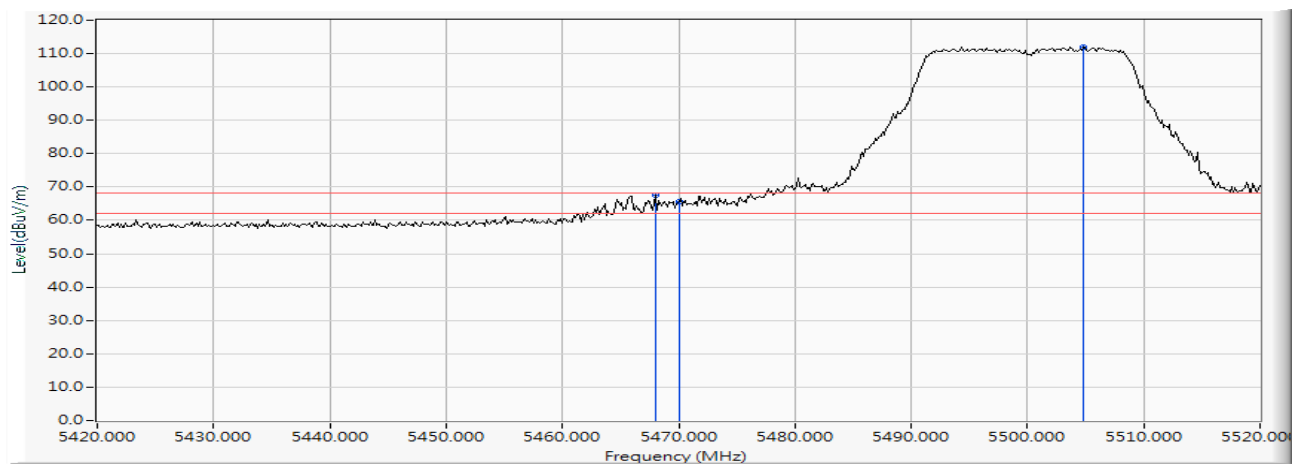
Note:

1. All readings above 1GHz are performed with peak and/or average measurements as necessary.
2. Peak measurements: RBW = 1MHz, VBW = 3 MHz, Sweep: Auto.
3. Average measurements: RBW = 1MHz, VBW = 10 Hz, Sweep: Auto.
4. “ * ”, means this data is the worst emission level.
5. Measurement Level = Reading Level + Correct Factor.
6. The average measurement was not performed when the peak measured data under the limit of average detection.

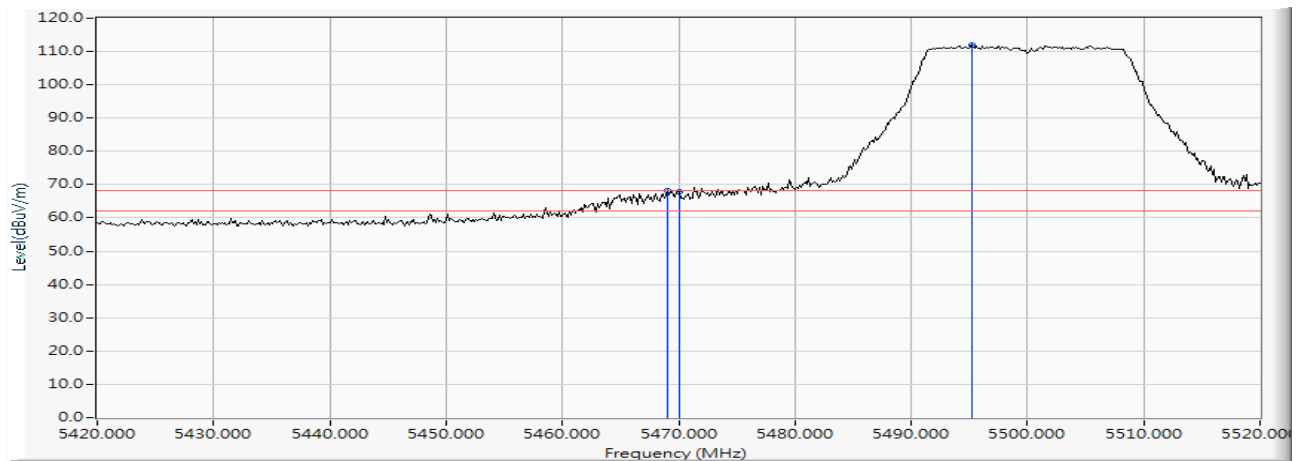
Product : Intel® Wireless-AC 9260
 Test Item : Band Edge Data
 Test Date : 2017/09/27
 Test Mode : Mode 3 MIMO: Transmit (802.11n-20BW 14.4Mbps) -Channel 100 (5500MHz)

RF Radiated Measurement:

	Frequency (MHz)	Correct Factor (dB)	Reading Level (dBμV)	Measure Level (dBμV /m)	Margin (dB)	Limit (dBμV /m)	Result
Horizontal	5467.971	19.108	48.517	67.624	-0.596	68.220	Pass
Horizontal	5470.000	19.110	46.452	65.562	-2.658	68.220	Pass
Horizontal	5504.783	19.196	92.878	112.073	--	--	--



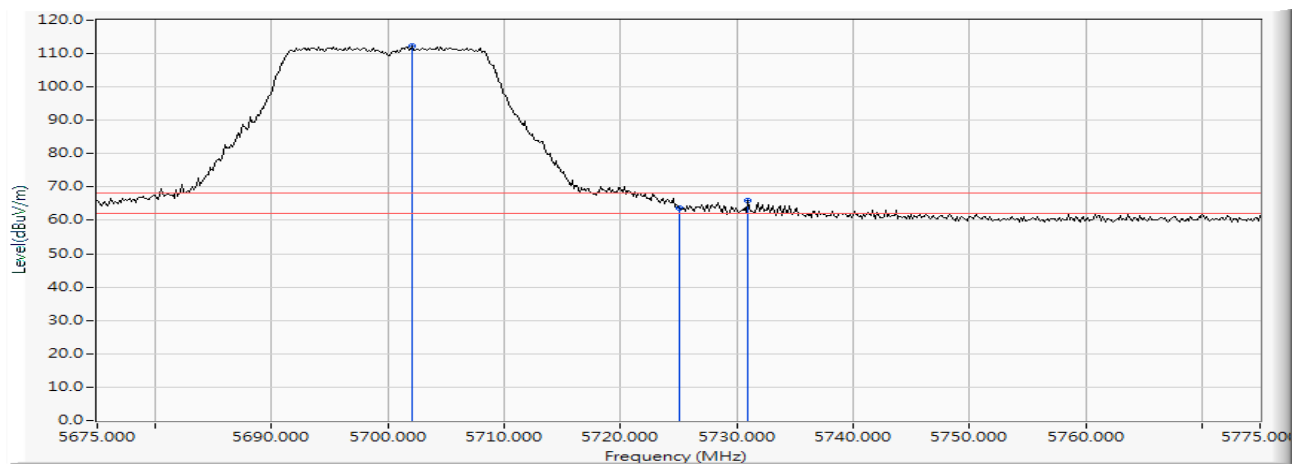
	Frequency (MHz)	Correct Factor (dB)	Reading Level (dBμV)	Measure Level (dBμV /m)	Margin (dB)	Limit (dBμV /m)	Result
Vertical	5468.986	19.108	49.071	68.180	-0.040	68.220	Pass
Vertical	5470.000	19.110	48.698	67.808	-0.412	68.220	Pass
Vertical	5495.217	19.189	92.613	111.802	--	--	--



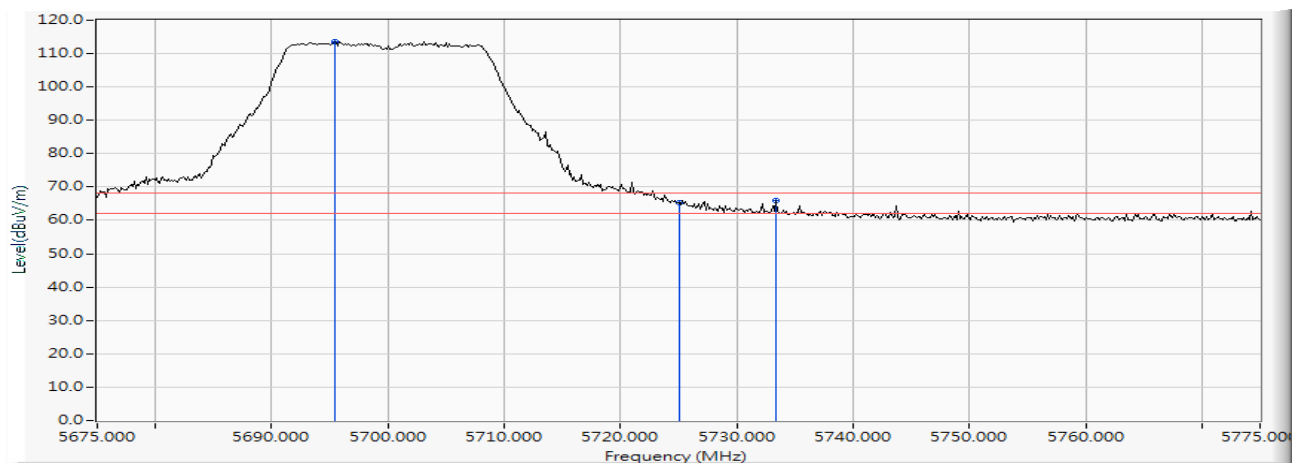
Product : Intel® Wireless-AC 9260
 Test Item : Band Edge Data
 Test Date : 2017/09/27
 Test Mode : Mode 3 MIMO: Transmit (802.11n-20BW 14.4Mbps) -Channel 140 (5700MHz)

RF Radiated Measurement:

	Frequency (MHz)	Correct Factor (dB)	Reading Level (dBμV)	Measure Level (dBμV /m)	Margin (dB)	Limit (dBμV /m)	Result
Horizontal	5702.101	19.663	92.689	112.353	--	--	--
Horizontal	5725.000	19.725	43.856	63.581	-4.639	68.220	Pass
Horizontal	5730.942	19.737	46.188	65.925	-2.295	68.220	Pass



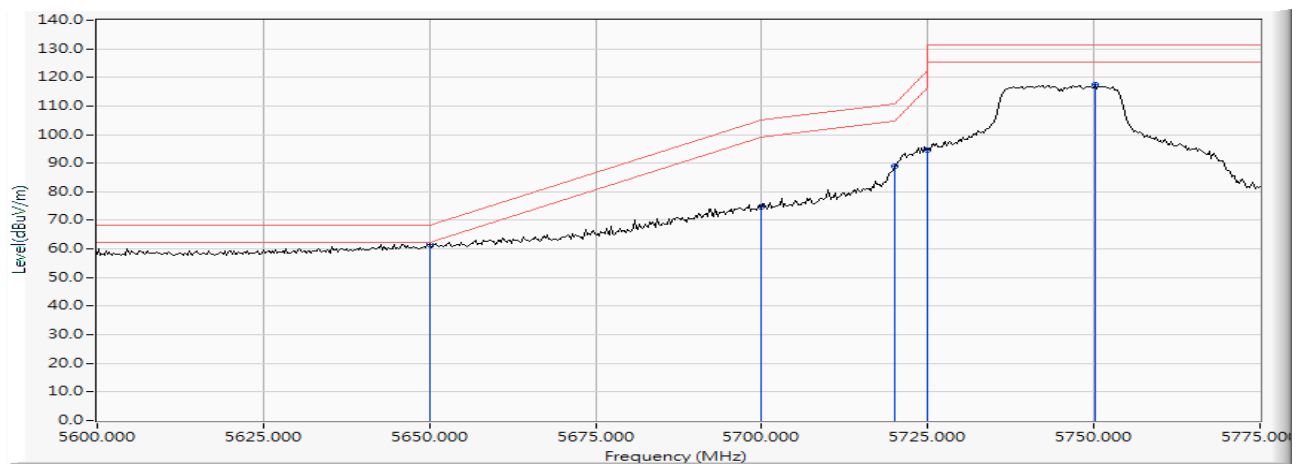
	Frequency (MHz)	Correct Factor (dB)	Reading Level (dBμV)	Measure Level (dBμV /m)	Margin (dB)	Limit (dBμV /m)	Result
Vertical	5695.435	19.648	93.963	113.611	--	--	--
Vertical	5725.000	19.725	45.707	65.432	-2.788	68.220	Pass
Vertical	5733.406	19.742	46.109	65.851	-2.369	68.220	Pass



Product : Intel® Wireless-AC 9260
 Test Item : Band Edge Data
 Test Date : 2017/09/27
 Test Mode : Mode 3 MIMO: Transmit (802.11n-20BW 14.4Mbps) -Channel 149 (5745MHz)

RF Radiated Measurement:

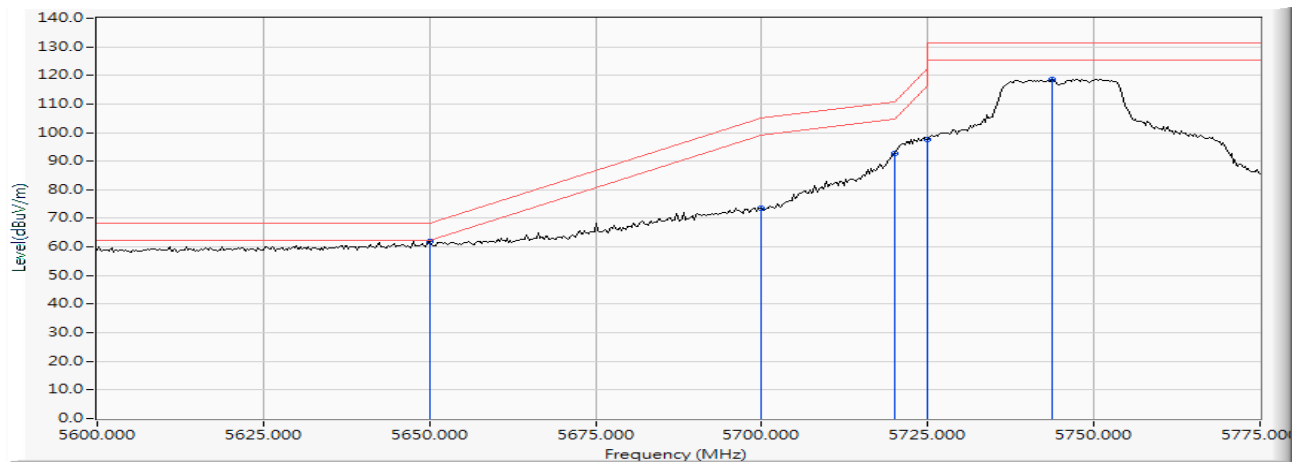
	Frequency (MHz)	Correct Factor (dB)	Reading Level (dBμV)	Measure Level (dBμV /m)	Margin (dB)	Limit (dBμV /m)	Result
Horizontal	5650.000	19.535	42.033	61.569	-6.651	68.220	Pass
Horizontal	5700.000	19.659	54.930	74.589	-30.611	105.200	Pass
Horizontal	5720.000	19.711	69.143	88.854	-21.946	110.800	Pass
Horizontal	5725.000	19.725	75.036	94.761	-27.439	122.200	Pass
Horizontal	5750.145	19.773	97.544	117.318	--	--	--



Product : Intel® Wireless-AC 9260
 Test Item : Band Edge Data
 Test Date : 2017/09/27
 Test Mode : Mode 3 MIMO: Transmit (802.11n-20BW 14.4Mbps) -Channel 149 (5745MHz)

RF Radiated Measurement:

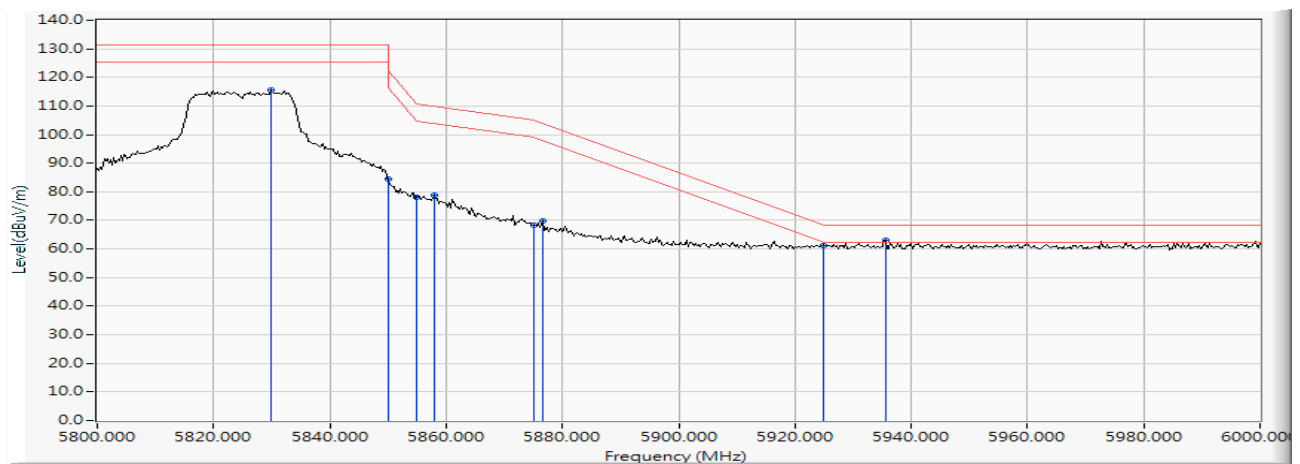
	Frequency (MHz)	Correct Factor (dB)	Reading Level (dBμV)	Measure Level (dBμV /m)	Margin (dB)	Limit (dBμV /m)	Result
Vertical	5650.000	19.535	42.532	62.068	-6.152	68.220	Pass
Vertical	5700.000	19.659	53.832	73.491	-31.709	105.200	Pass
Vertical	5720.000	19.711	73.123	92.834	-17.966	110.800	Pass
Vertical	5725.000	19.725	77.971	97.696	-24.504	122.200	Pass
Vertical	5743.804	19.760	99.019	118.779	--	--	--



Product : Intel® Wireless-AC 9260
 Test Item : Band Edge Data
 Test Date : 2017/09/27
 Test Mode : Mode 3 MIMO: Transmit (802.11n-20BW 14.4Mbps) -Channel 165 (5825MHz)

RF Radiated Measurement:

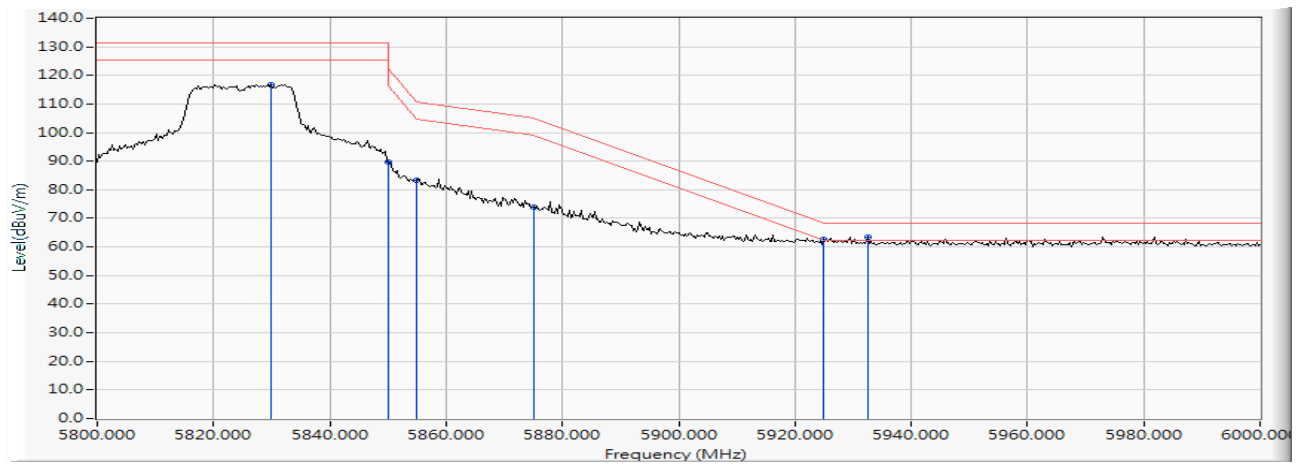
	Frequency (MHz)	Correct Factor (dB)	Reading Level (dBμV)	Measure Level (dBμV /m)	Margin (dB)	Limit (dBμV /m)	Result
Horizontal	5829.855	19.953	95.579	115.532	--	--	--
Horizontal	5850.000	19.992	64.638	84.630	-37.570	122.200	Pass
Horizontal	5855.000	20.003	58.221	78.223	-32.577	110.800	Pass
Horizontal	5857.971	20.008	58.688	78.696	-31.272	109.968	Pass
Horizontal	5875.000	20.048	48.283	68.330	-36.870	105.200	Pass
Horizontal	5876.522	20.051	49.792	69.843	-34.231	104.074	Pass
Horizontal	5925.000	20.181	41.127	61.309	-6.891	68.200	Pass
Horizontal	5935.652	20.205	42.827	63.032	-5.168	68.200	Pass



Product : Intel® Wireless-AC 9260
 Test Item : Band Edge Data
 Test Date : 2017/09/27
 Test Mode : Mode 3 MIMO: Transmit (802.11n-20BW 14.4Mbps) -Channel 165 (5825MHz)

RF Radiated Measurement:

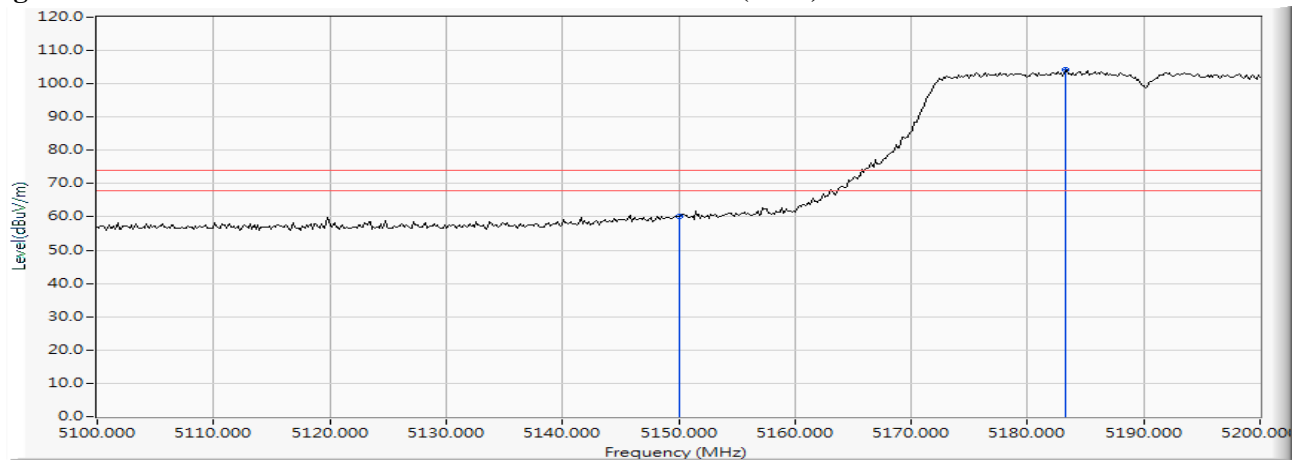
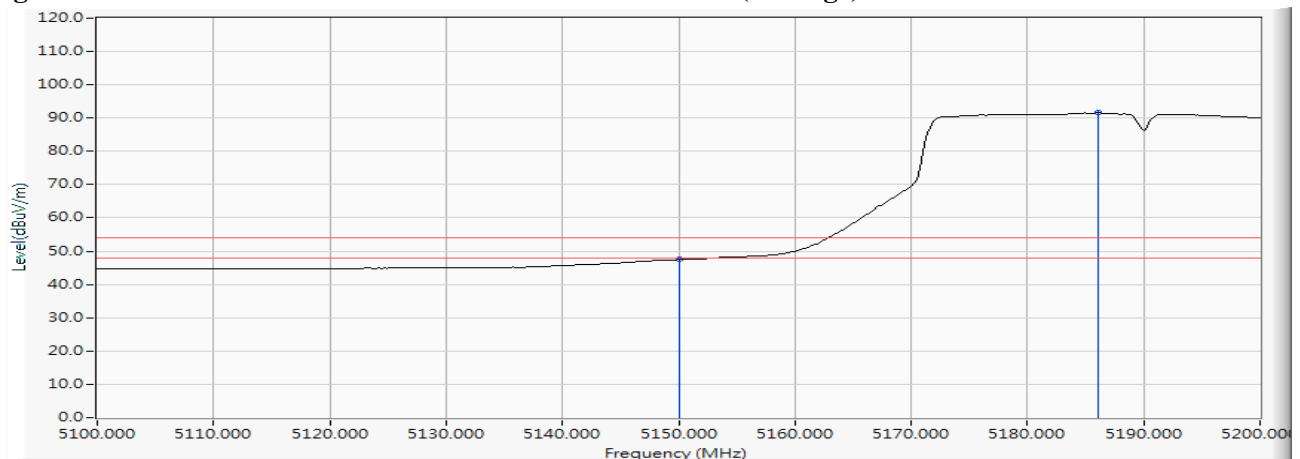
	Frequency (MHz)	Correct Factor (dB)	Reading Level (dB μ V)	Measure Level (dB μ V /m)	Margin (dB)	Limit (dB μ V /m)	Result
Vertical	5829.855	19.953	96.792	116.745	--	--	--
Vertical	5850.000	19.992	69.684	89.676	-32.524	122.200	Pass
Vertical	5855.000	20.003	63.432	83.434	-27.366	110.800	Pass
Vertical	5875.000	20.048	53.918	73.965	-31.235	105.200	Pass
Vertical	5925.000	20.181	42.420	62.602	-5.598	68.200	Pass
Vertical	5932.464	20.199	43.214	63.412	-4.788	68.200	Pass



Product : Intel® Wireless-AC 9260
 Test Item : Band Edge Data
 Test Date : 2017/09/27
 Test Mode : Mode 3 MIMO: Transmit (802.11n-40BW 30Mbps) -Channel 38 (5190MHz)

RF Radiated Measurement (Horizontal):

Channel No.	Frequency (MHz)	Correct Factor (dB)	Reading Level (dBμV)	Emission Level (dBμV/m)	Peak Limit (dBμV/m)	Average Limit (dBμV/m)	Result
38 (Peak)	5150.000	18.335	41.825	60.159	74.00	54.00	Pass
38 (Peak)	5183.333	18.411	85.812	104.224	--	--	--
38 (Average)	5150.000	18.335	29.168	47.502	74.00	54.00	Pass
38 (Average)	5186.087	18.420	73.140	91.560	--	--	--

Figure Channel 38: Horizontal (Peak)**Figure Channel 38: Horizontal (Average)**

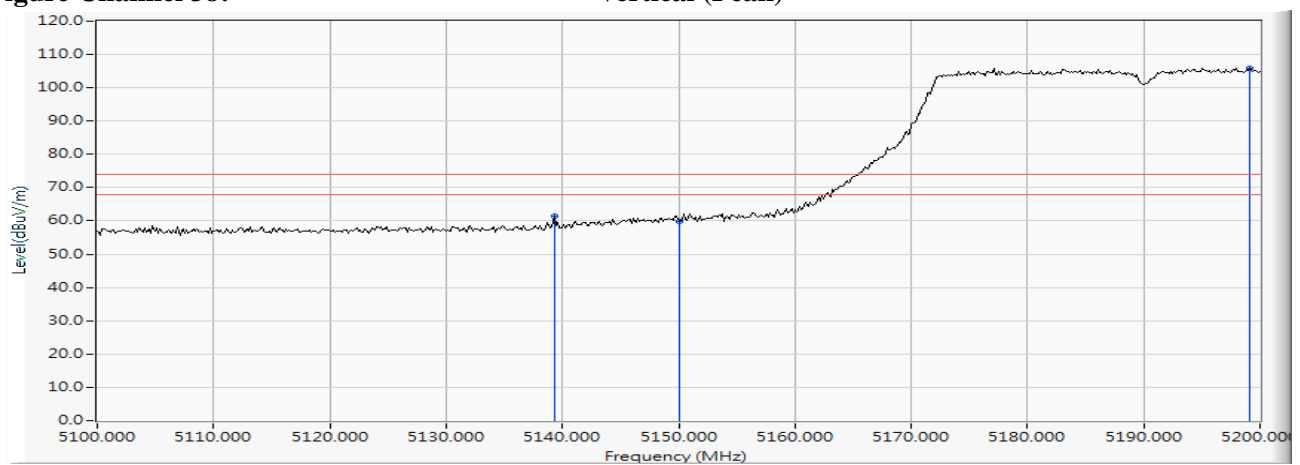
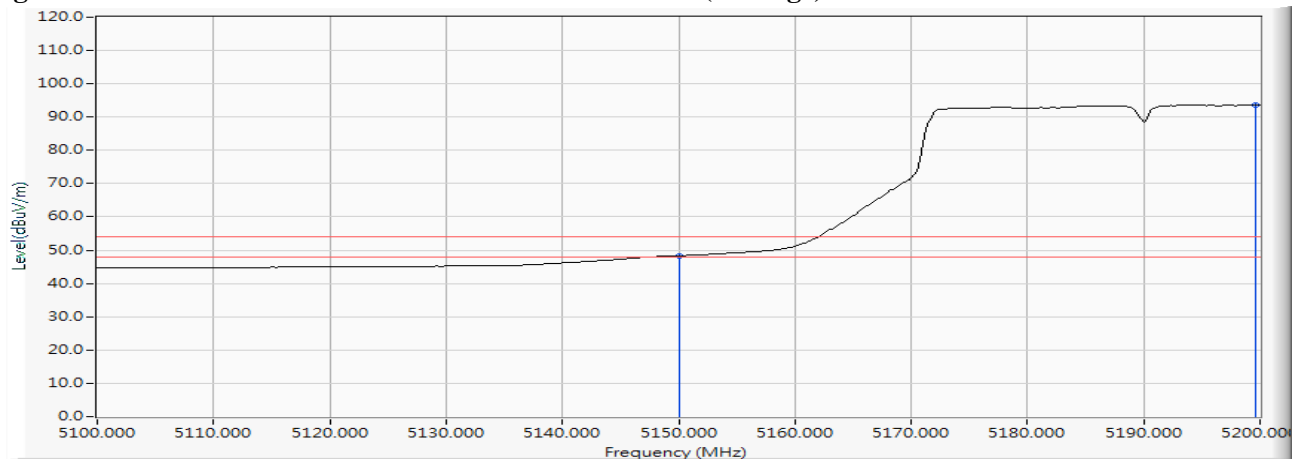
Note:

1. All readings above 1GHz are performed with peak and/or average measurements as necessary.
2. Peak measurements: RBW = 1MHz, VBW = 3 MHz, Sweep: Auto.
3. Average measurements: RBW = 1MHz, VBW = 10 Hz, Sweep: Auto.
4. “ * ”, means this data is the worst emission level.
5. Measurement Level = Reading Level + Correct Factor.
6. The average measurement was not performed when the peak measured data under the limit of average detection.

Product : Intel® Wireless-AC 9260
 Test Item : Band Edge Data
 Test Date : 2017/09/27
 Test Mode : Mode 3 MIMO: Transmit (802.11n-40BW 30Mbps) -Channel 38 (5190MHz)

RF Radiated Measurement (Vertical):

Channel No.	Frequency (MHz)	Correct Factor (dB)	Reading Level (dB μ V)	Emission Level (dB μ V/m)	Peak Limit (dB μ V/m)	Average Limit (dB μ V/m)	Result
38 (Peak)	5139.275	18.297	43.215	61.512	74.00	54.00	Pass
38 (Peak)	5150.000	18.335	41.640	59.974	74.00	54.00	Pass
38 (Peak)	5199.130	18.437	87.530	105.968	--	--	--
38 (Average)	5150.000	18.335	30.006	48.340	74.00	54.00	Pass
38 (Average)	5199.565	18.438	75.153	93.591	--	--	--

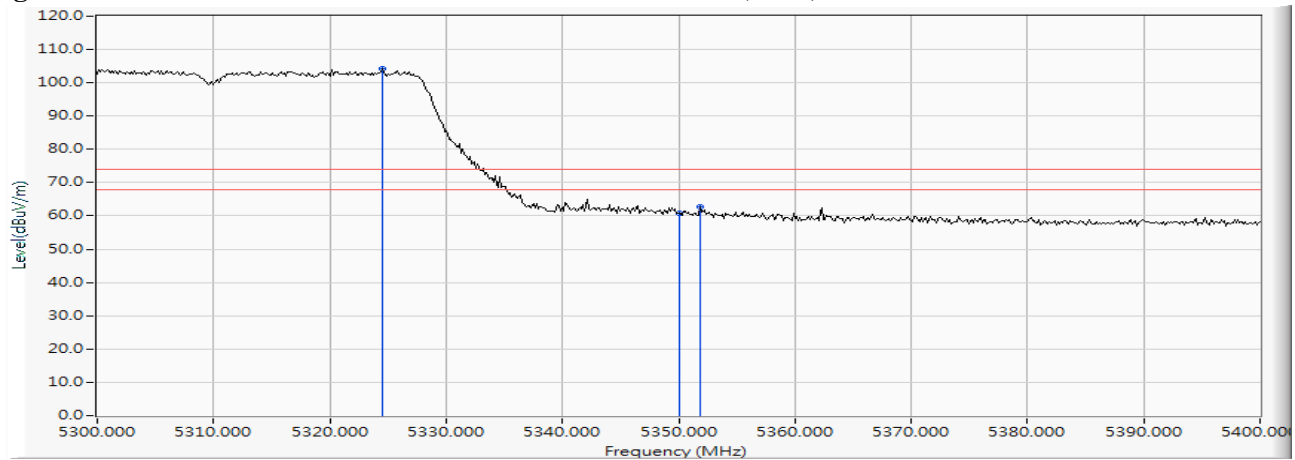
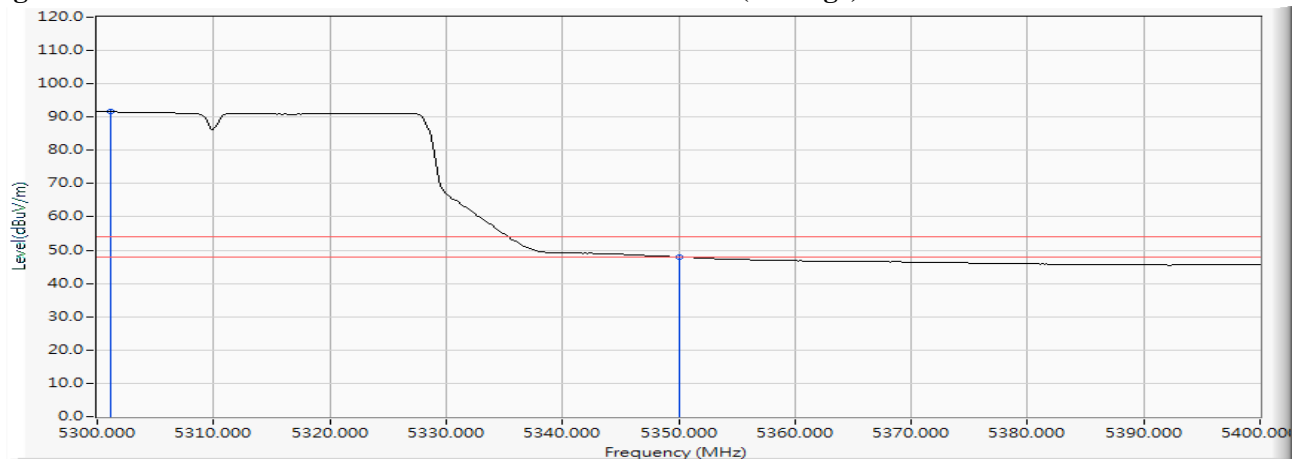
Figure Channel 38: Vertical (Peak)**Figure Channel 38: Vertical (Average)****Note:**

1. All readings above 1GHz are performed with peak and/or average measurements as necessary.
2. Peak measurements: RBW = 1MHz, VBW = 3 MHz, Sweep: Auto.
3. Average measurements: RBW = 1MHz, VBW = 10 Hz, Sweep: Auto.
4. “ * ”, means this data is the worst emission level.
5. Measurement Level = Reading Level + Correct Factor.
6. The average measurement was not performed when the peak measured data under the limit of average detection.

Product : Intel® Wireless-AC 9260
 Test Item : Band Edge Data
 Test Date : 2017/09/27
 Test Mode : Mode 3 MIMO: Transmit (802.11n-40BW 30Mbps) -Channel 62 (5310MHz)

RF Radiated Measurement (Horizontal):

Channel No.	Frequency (MHz)	Correct Factor (dB)	Reading Level (dBμV)	Emission Level (dBμV/m)	Peak Limit (dBμV/m)	Average Limit (dBμV/m)	Result
62 (Peak)	5324.493	18.753	85.333	104.086	--	--	--
62 (Peak)	5350.000	18.833	41.930	60.763	74.00	54.00	Pass
62 (Peak)	5351.884	18.835	43.797	62.632	74.00	54.00	Pass
62 (Average)	5301.159	18.699	72.907	91.607	--	--	--
62 (Average)	5350.000	18.833	29.126	47.959	74.00	54.00	Pass

Figure Channel 62: Horizontal (Peak)**Figure Channel 62: Horizontal (Average)**

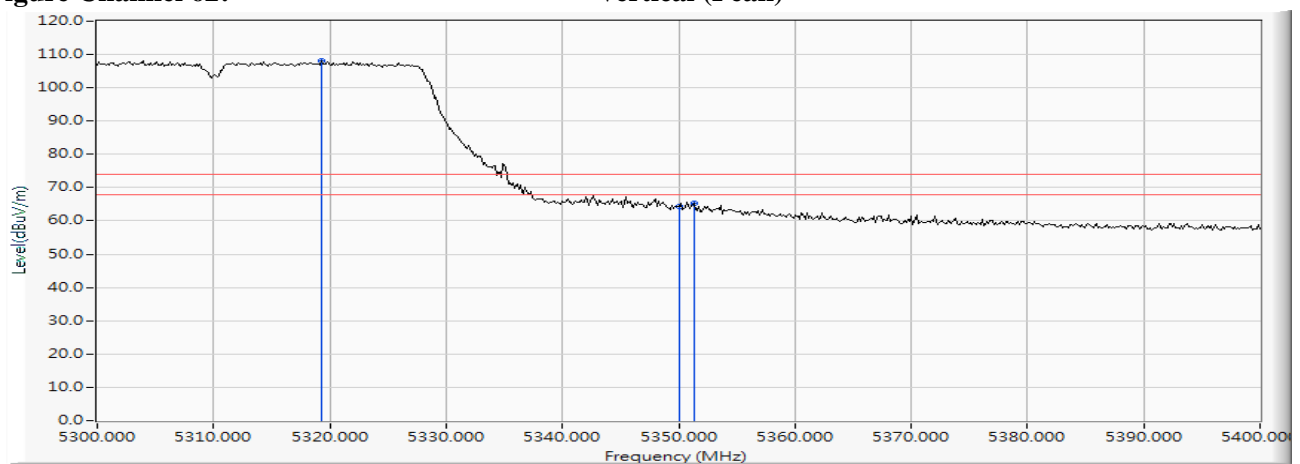
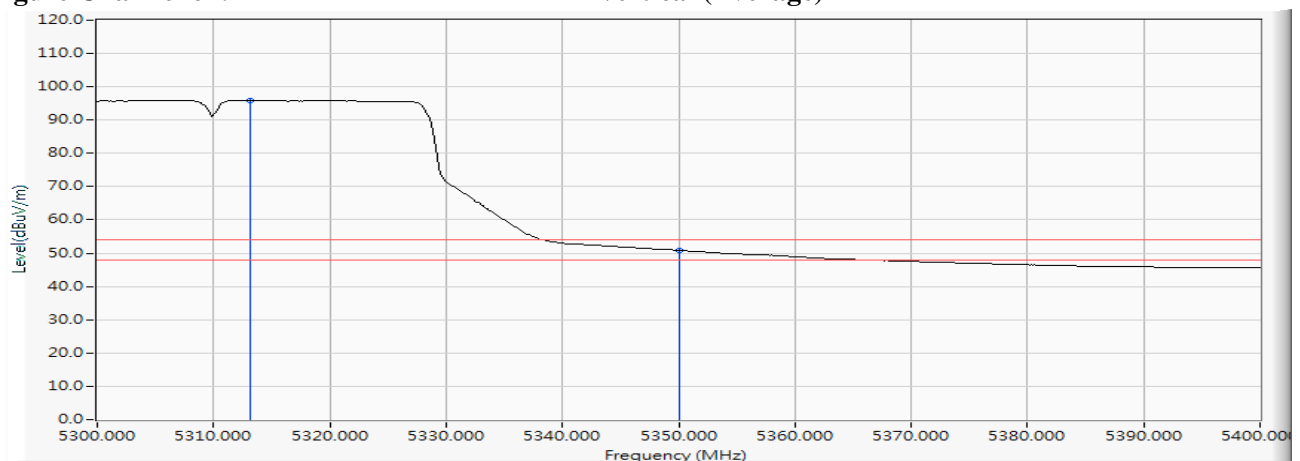
Note:

1. All readings above 1GHz are performed with peak and/or average measurements as necessary.
2. Peak measurements: RBW = 1MHz, VBW = 3 MHz, Sweep: Auto.
3. Average measurements: RBW = 1MHz, VBW = 10 Hz, Sweep: Auto.
4. “ * ”, means this data is the worst emission level.
5. Measurement Level = Reading Level + Correct Factor.
6. The average measurement was not performed when the peak measured data under the limit of average detection.

Product : Intel® Wireless-AC 9260
 Test Item : Band Edge Data
 Test Date : 2017/09/27
 Test Mode : Mode 3 MIMO: Transmit (802.11n-40BW 30Mbps) -Channel 62 (5310MHz)

RF Radiated Measurement (Vertical):

Channel No.	Frequency (MHz)	Correct Factor (dB)	Reading Level (dBμV)	Emission Level (dBμV/m)	Peak Limit (dBμV/m)	Average Limit (dBμV/m)	Result
62 (Peak)	5319.275	18.741	89.367	108.109	--	--	--
62 (Peak)	5350.000	18.833	45.455	64.288	74.00	54.00	Pass
62 (Peak)	5351.304	18.834	46.415	65.250	74.00	54.00	Pass
62 (Average)	5313.188	18.727	77.236	95.964	--	--	--
62 (Average)	5350.000	18.833	32.030	50.863	74.00	54.00	Pass

Figure Channel 62: Vertical (Peak)

Figure Channel 62: Vertical (Average)


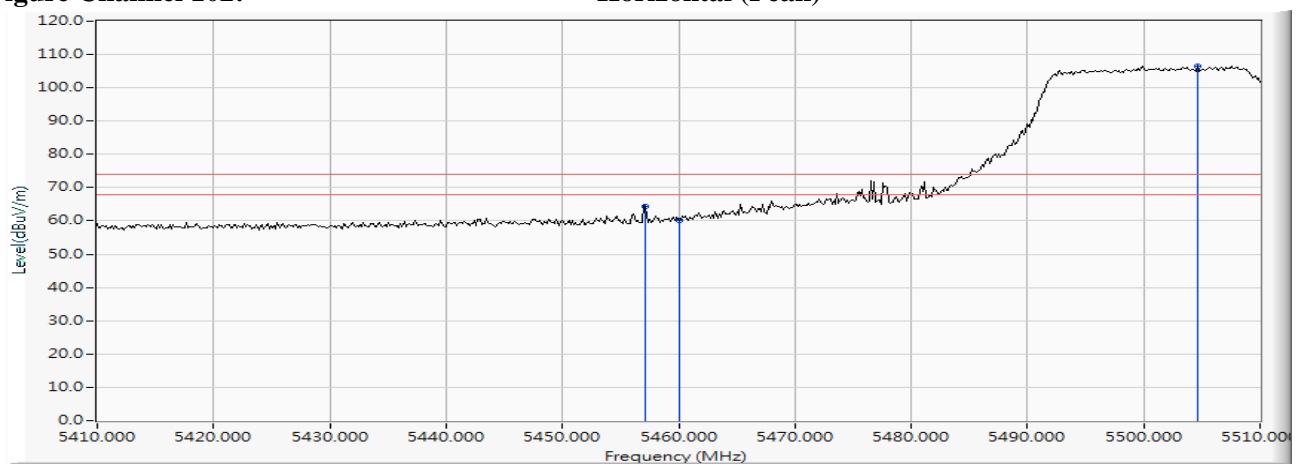
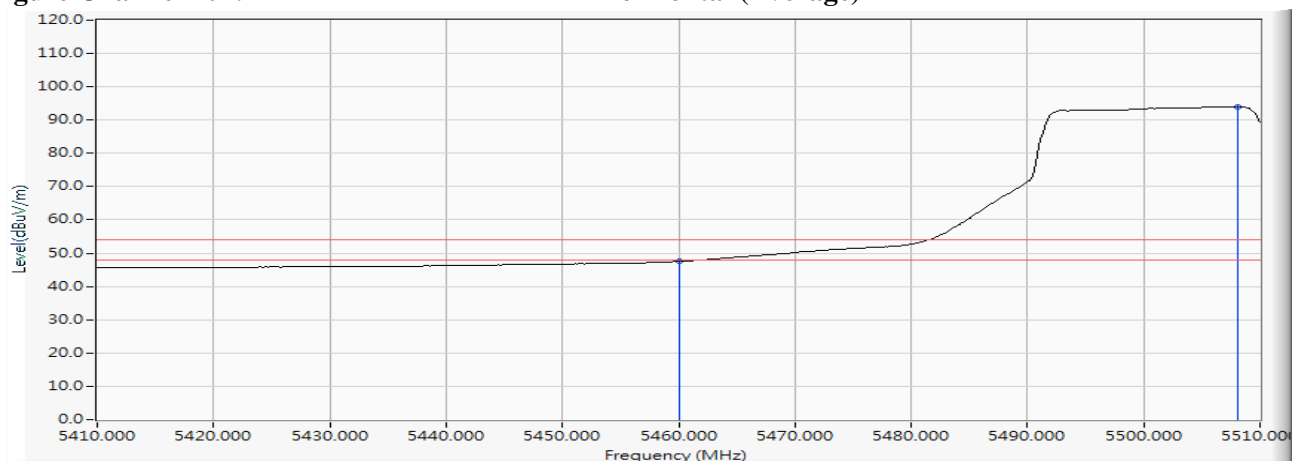
Note:

1. All readings above 1GHz are performed with peak and/or average measurements as necessary.
2. Peak measurements: RBW = 1MHz, VBW = 3 MHz, Sweep: Auto.
3. Average measurements: RBW = 1MHz, VBW = 10 Hz, Sweep: Auto.
4. “ * ”, means this data is the worst emission level.
5. Measurement Level = Reading Level + Correct Factor.
6. The average measurement was not performed when the peak measured data under the limit of average detection.

Product : Intel® Wireless-AC 9260
 Test Item : Band Edge Data
 Test Date : 2017/09/27
 Test Mode : Mode 3 MIMO: Transmit (802.11n-40BW 30Mbps) -Channel 102 (5510MHz)

RF Radiated Measurement (Horizontal):

Channel No.	Frequency (MHz)	Correct Factor (dB)	Reading Level (dBμV)	Emission Level (dBμV/m)	Peak Limit (dBμV/m)	Average Limit (dBμV/m)	Result
102 (Peak)	5457.101	19.094	45.214	64.308	74.00	54.00	Pass
102 (Peak)	5460.000	19.097	41.064	60.161	74.00	54.00	Pass
102 (Peak)	5504.638	19.196	87.402	106.597	--	--	--
102 (Average)	5460.000	19.097	28.423	47.520	74.00	54.00	Pass
102 (Average)	5508.116	19.197	74.760	93.957	--	--	--

Figure Channel 102: Horizontal (Peak)

Figure Channel 102: Horizontal (Average)


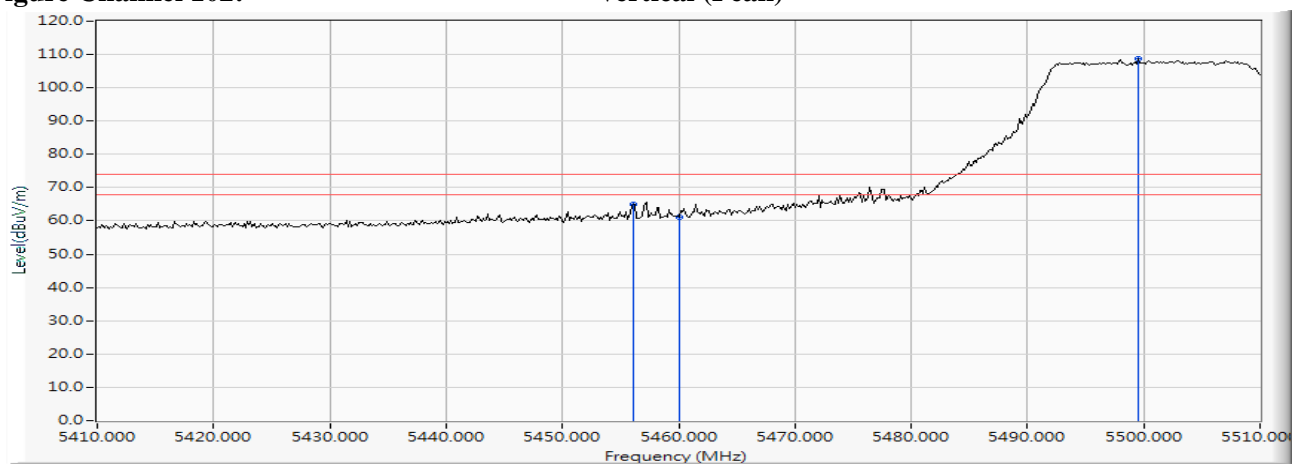
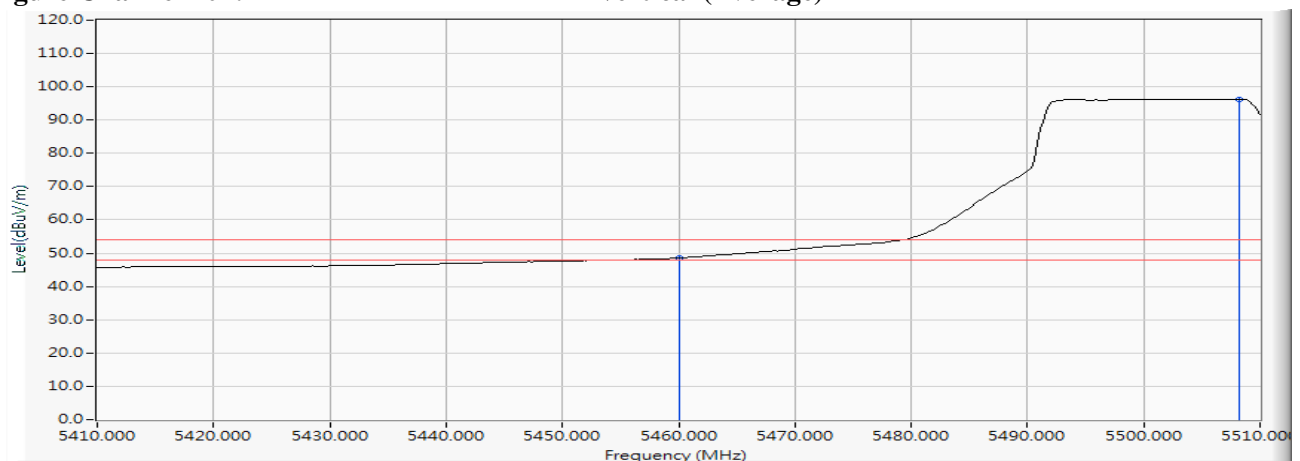
Note:

1. All readings above 1GHz are performed with peak and/or average measurements as necessary.
2. Peak measurements: RBW = 1MHz, VBW = 3 MHz, Sweep: Auto.
3. Average measurements: RBW = 1MHz, VBW = 10 Hz, Sweep: Auto.
4. “ * ”, means this data is the worst emission level.
5. Measurement Level = Reading Level + Correct Factor.
6. The average measurement was not performed when the peak measured data under the limit of average detection.

Product : Intel® Wireless-AC 9260
 Test Item : Band Edge Data
 Test Date : 2017/09/27
 Test Mode : Mode 3 MIMO: Transmit (802.11n-40BW 30Mbps) -Channel 102 (5510MHz)

RF Radiated Measurement (Vertical):

Channel No.	Frequency (MHz)	Correct Factor (dB)	Reading Level (dBμV)	Emission Level (dBμV/m)	Peak Limit (dBμV/m)	Average Limit (dBμV/m)	Result
102 (Peak)	5456.087	19.090	46.041	65.131	74.00	54.00	Pass
102 (Peak)	5460.000	19.097	42.059	61.156	74.00	54.00	Pass
102 (Peak)	5499.565	19.194	89.585	108.778	--	--	--
102 (Average)	5460.000	19.097	29.449	48.546	74.00	54.00	Pass
102 (Average)	5508.261	19.197	77.156	96.353	--	--	--

Figure Channel 102: Vertical (Peak)

Figure Channel 102: Vertical (Average)


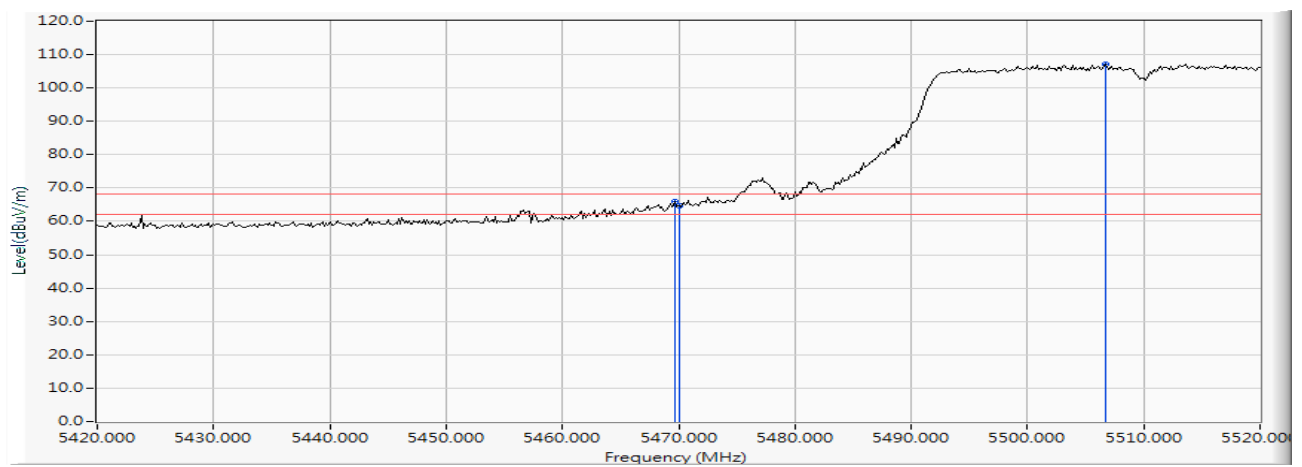
Note:

1. All readings above 1GHz are performed with peak and/or average measurements as necessary.
2. Peak measurements: RBW = 1MHz, VBW = 3 MHz, Sweep: Auto.
3. Average measurements: RBW = 1MHz, VBW = 10 Hz, Sweep: Auto.
4. “ * ”, means this data is the worst emission level.
5. Measurement Level = Reading Level + Correct Factor.
6. The average measurement was not performed when the peak measured data under the limit of average detection.

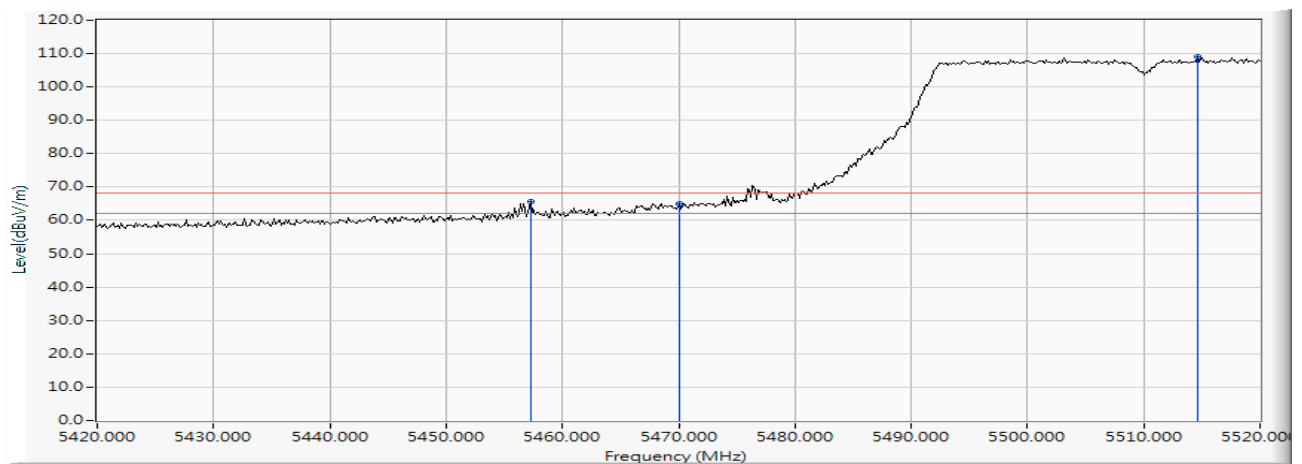
Product : Intel® Wireless-AC 9260
 Test Item : Band Edge Data
 Test Date : 2017/09/28
 Test Mode : Mode 3 MIMO: Transmit (802.11n-40BW 30Mbps) -Channel 102 (5510MHz)

RF Radiated Measurement:

	Frequency (MHz)	Correct Factor (dB)	Reading Level (dBμV)	Measure Level (dBμV /m)	Margin (dB)	Limit (dBμV /m)	Result
Horizontal	5469.710	19.110	46.951	66.061	-2.159	68.220	Pass
Horizontal	5470.000	19.110	45.705	64.815	-3.405	68.220	Pass
Horizontal	5506.667	19.196	88.052	107.248	--	--	--



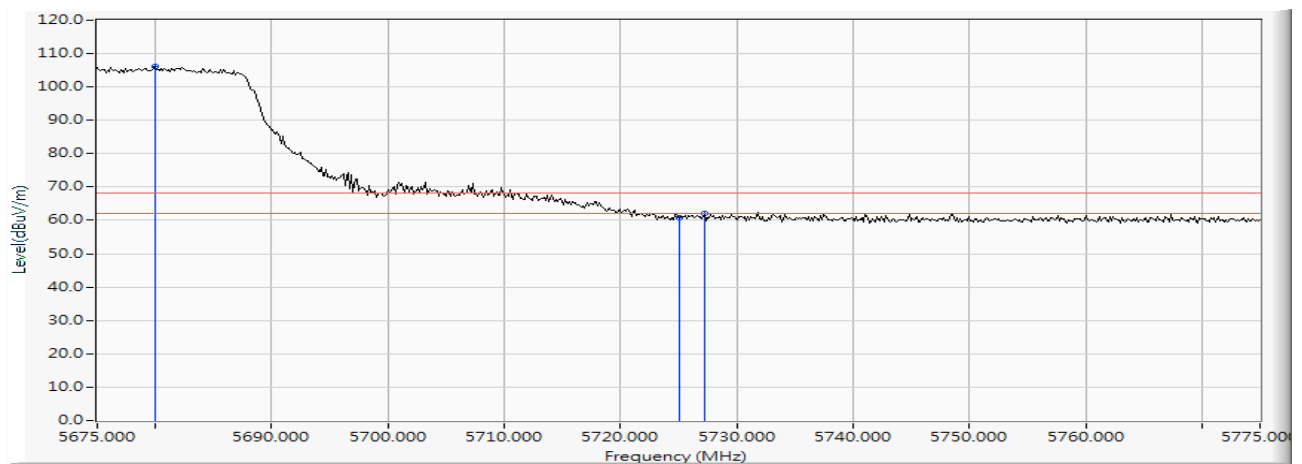
	Frequency (MHz)	Correct Factor (dB)	Reading Level (dBμV)	Measure Level (dBμV /m)	Margin (dB)	Limit (dBμV /m)	Result
Vertical	5457.246	19.094	46.456	65.550	-2.670	68.220	Pass
Vertical	5470.000	19.110	45.915	65.025	-3.195	68.220	Pass
Vertical	5514.638	19.213	89.758	108.972	--	--	--



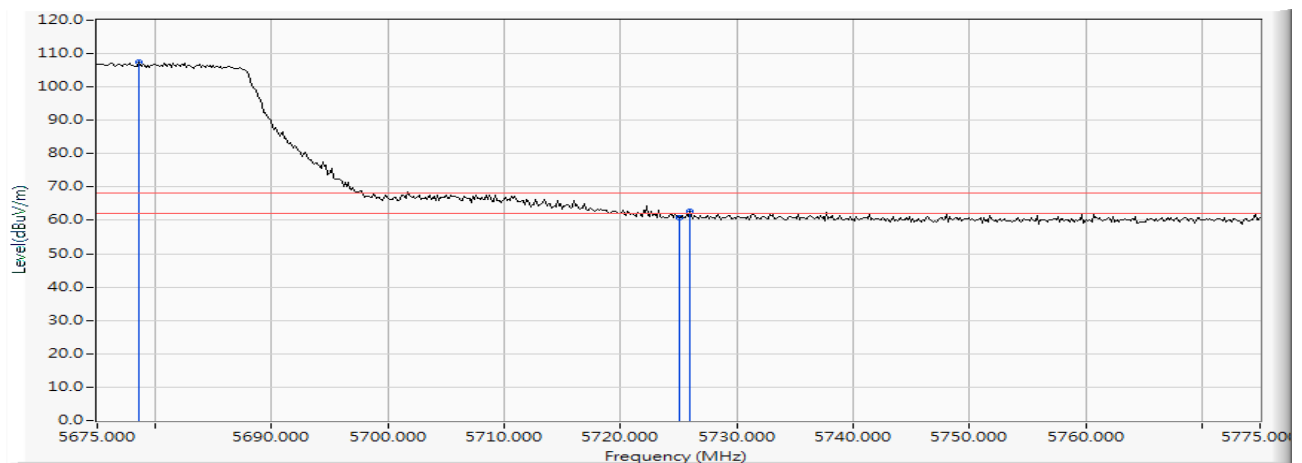
Product : Intel® Wireless-AC 9260
 Test Item : Band Edge Data
 Test Date : 2017/09/28
 Test Mode : Mode 3 MIMO: Transmit (802.11n-40BW 30Mbps) -Channel 134 (5670MHz)

RF Radiated Measurement:

	Frequency (MHz)	Correct Factor (dB)	Reading Level (dBμV)	Measure Level (dBμV /m)	Margin (dB)	Limit (dBμV /m)	Result
Horizontal	5679.928	19.602	86.575	106.177	--	--	--
Horizontal	5725.000	19.725	41.225	60.950	-7.270	68.220	Pass
Horizontal	5727.174	19.730	42.365	62.096	-6.124	68.220	Pass



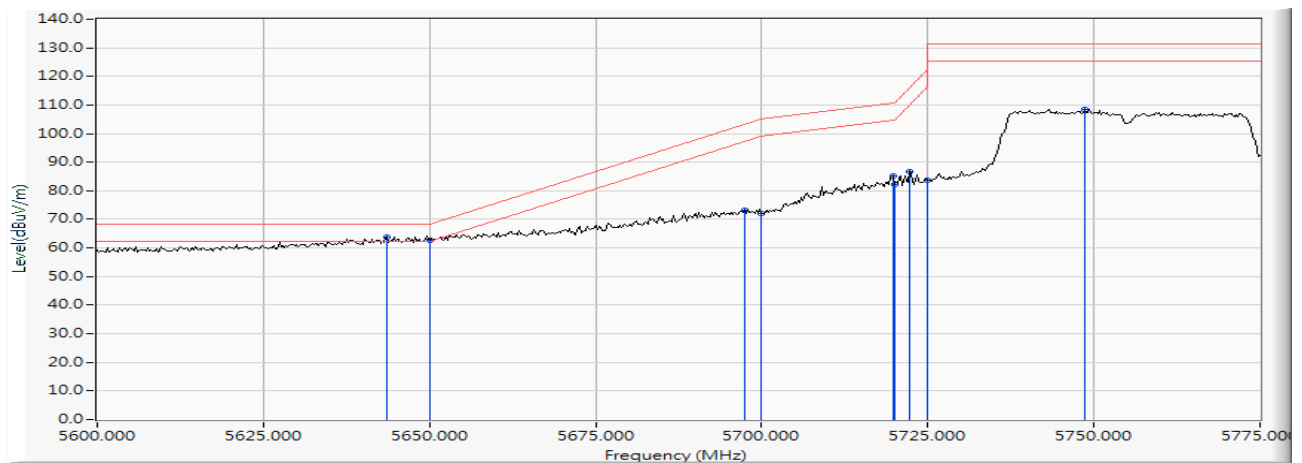
	Frequency (MHz)	Correct Factor (dB)	Reading Level (dBμV)	Measure Level (dBμV /m)	Margin (dB)	Limit (dBμV /m)	Result
Vertical	5678.623	19.597	87.797	107.394	--	--	--
Vertical	5725.000	19.725	40.921	60.646	-7.574	68.220	Pass
Vertical	5726.014	19.728	42.907	62.635	-5.585	68.220	Pass



Product : Intel® Wireless-AC 9260
 Test Item : Band Edge Data
 Test Date : 2017/09/28
 Test Mode : Mode 3 MIMO: Transmit (802.11n-40BW 30Mbps) -Channel 151 (5755MHz)

RF Radiated Measurement:

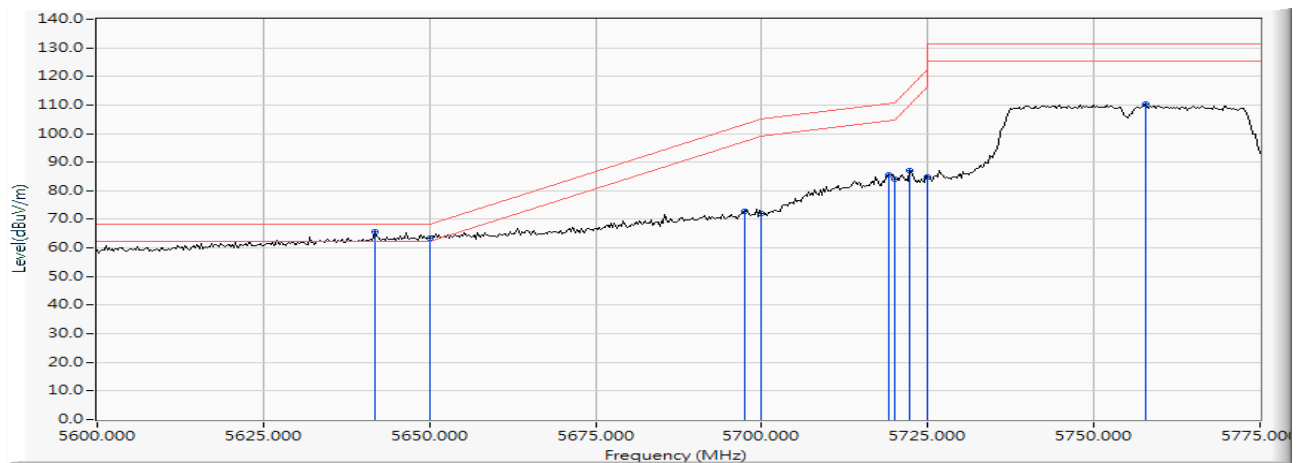
	Frequency (MHz)	Correct Factor (dB)	Reading Level (dBμV)	Measure Level (dBμV /m)	Margin (dB)	Limit (dBμV /m)	Result
Horizontal	5643.623	19.520	44.433	63.954	-4.266	68.220	Pass
Horizontal	5650.000	19.535	43.211	62.747	-5.473	68.220	Pass
Horizontal	5697.391	19.653	53.607	73.260	-30.010	103.270	Pass
Horizontal	5700.000	19.659	52.458	72.117	-33.083	105.200	Pass
Horizontal	5719.710	19.710	65.480	85.190	-25.529	110.719	Pass
Horizontal	5720.000	19.711	62.645	82.356	-28.444	110.800	Pass
Horizontal	5722.246	19.717	66.885	86.602	-29.319	115.921	Pass
Horizontal	5725.000	19.725	63.908	83.633	-38.567	122.200	Pass
Horizontal	5748.623	19.770	88.805	108.575	--	--	--



Product : Intel® Wireless-AC 9260
 Test Item : Band Edge Data
 Test Date : 2017/09/28
 Test Mode : Mode 3 MIMO: Transmit (802.11n-40BW 30Mbps) -Channel 151 (5755MHz)

RF Radiated Measurement:

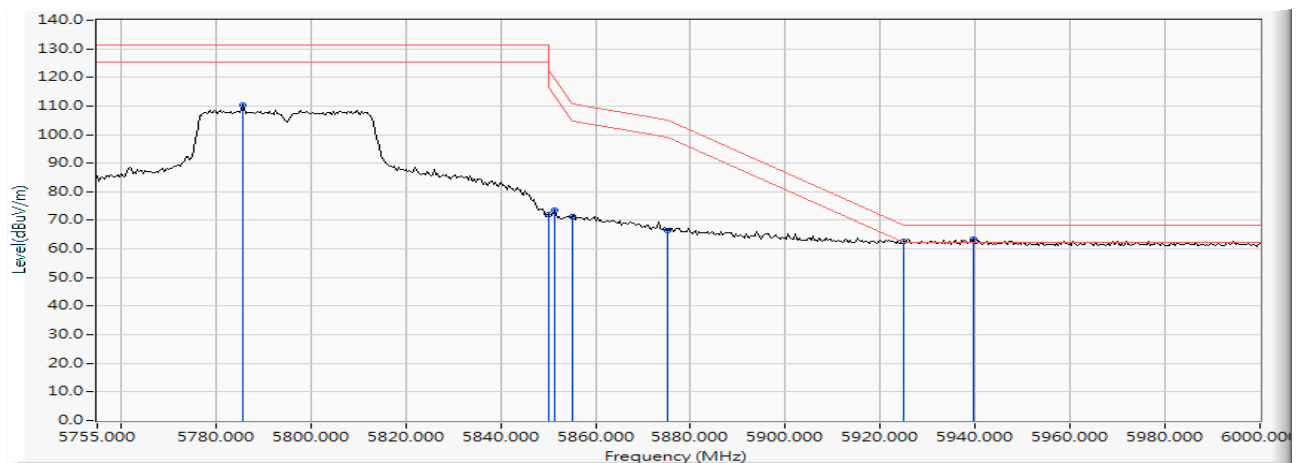
	Frequency (MHz)	Correct Factor (dB)	Reading Level (dBμV)	Measure Level (dBμV /m)	Margin (dB)	Limit (dBμV /m)	Result
Vertical	5641.848	19.516	46.150	65.666	-2.554	68.220	Pass
Vertical	5650.000	19.535	43.972	63.508	-4.712	68.220	Pass
Vertical	5697.391	19.653	53.292	72.945	-30.325	103.270	Pass
Vertical	5700.000	19.659	52.218	71.877	-33.323	105.200	Pass
Vertical	5719.203	19.709	65.856	85.565	-25.012	110.577	Pass
Vertical	5720.000	19.711	64.396	84.107	-26.693	110.800	Pass
Vertical	5722.246	19.717	67.433	87.150	-28.771	115.921	Pass
Vertical	5725.000	19.725	65.268	84.993	-37.207	122.200	Pass
Vertical	5757.754	19.790	90.649	110.440	--	--	--



Product : Intel® Wireless-AC 9260
 Test Item : Band Edge Data
 Test Date : 2017/09/28
 Test Mode : Mode 3 MIMO: Transmit (802.11n-40BW 30Mbps) -Channel 159 (5795MHz)

RF Radiated Measurement:

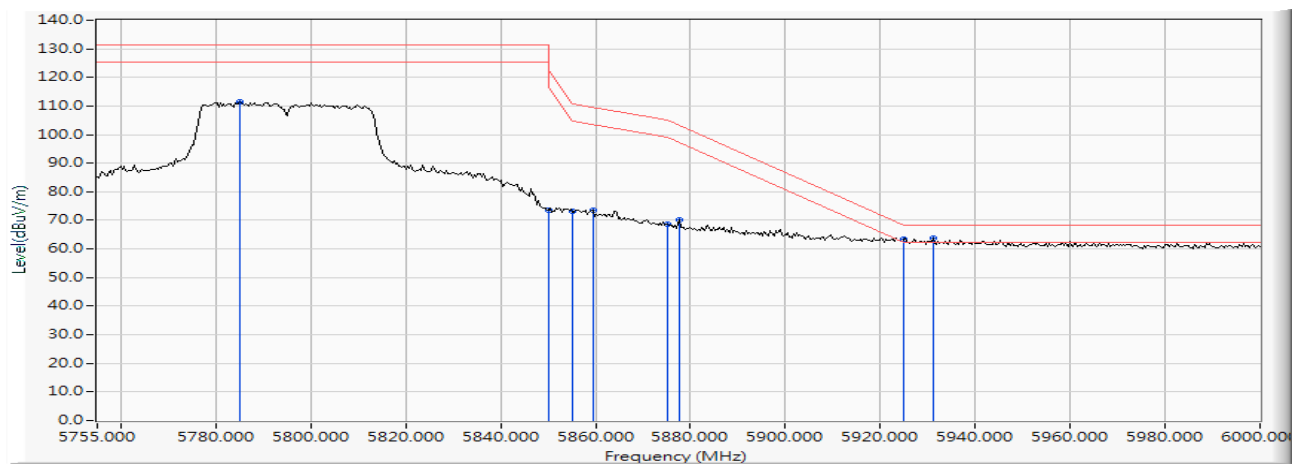
	Frequency (MHz)	Correct Factor (dB)	Reading Level (dBμV)	Measure Level (dBμV /m)	Margin (dB)	Limit (dBμV /m)	Result
Horizontal	5785.536	19.851	90.311	110.161	--	--	--
Horizontal	5850.000	19.992	52.118	72.110	-50.090	122.200	Pass
Horizontal	5851.225	19.994	53.465	73.459	-45.948	119.407	Pass
Horizontal	5855.000	20.003	51.181	71.183	-39.617	110.800	Pass
Horizontal	5875.000	20.048	46.347	66.394	-38.806	105.200	Pass
Horizontal	5925.000	20.181	42.562	62.744	-5.456	68.200	Pass
Horizontal	5939.638	20.215	43.269	63.484	-4.716	68.200	Pass



Product : Intel® Wireless-AC 9260
 Test Item : Band Edge Data
 Test Date : 2017/09/28
 Test Mode : Mode 3 MIMO: Transmit (802.11n-40BW 30Mbps) -Channel 159 (5795MHz)

RF Radiated Measurement:

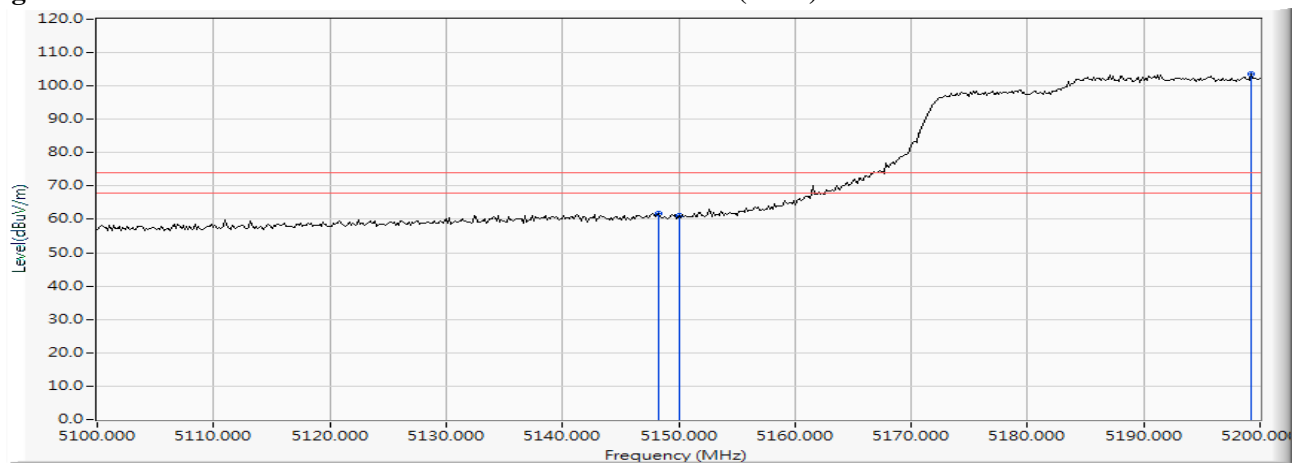
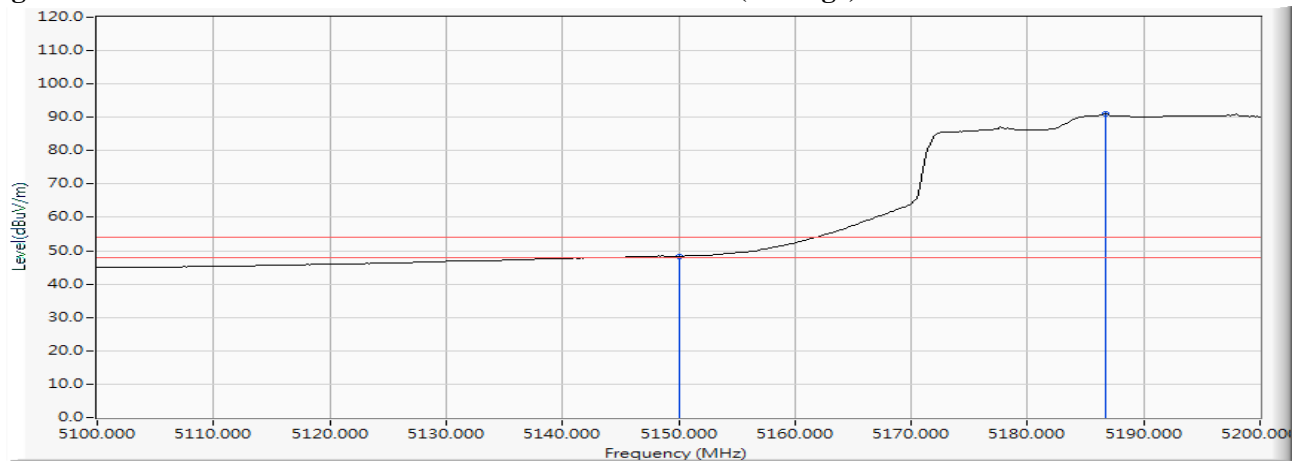
	Frequency (MHz)	Correct Factor (dB)	Reading Level (dBμV)	Measure Level (dBμV /m)	Margin (dB)	Limit (dBμV /m)	Result
Vertical	5785.181	19.848	91.551	111.399	--	--	--
Vertical	5850.000	19.992	53.608	73.600	-48.600	122.200	Pass
Vertical	5855.000	20.003	53.181	73.183	-37.617	110.800	Pass
Vertical	5859.391	20.012	53.560	73.572	-35.999	109.571	Pass
Vertical	5875.000	20.048	48.562	68.609	-36.591	105.200	Pass
Vertical	5877.500	20.053	50.272	70.325	-33.025	103.350	Pass
Vertical	5925.000	20.181	43.360	63.542	-4.658	68.200	Pass
Vertical	5931.116	20.195	43.562	63.758	-4.442	68.200	Pass



Product : Intel® Wireless-AC 9260
 Test Item : Band Edge Data
 Test Date : 2017/09/28
 Test Mode : Mode 3 MIMO: Transmit (802.11ac-80BW-65Mbps) -Channel 42 (5210MHz)

RF Radiated Measurement (Horizontal):

Channel No.	Frequency (MHz)	Correct Factor (dB)	Reading Level (dBμV)	Emission Level (dBμV/m)	Peak Limit (dBμV/m)	Average Limit (dBμV/m)	Result
42 (Peak)	5148.261	18.328	43.436	61.764	74.00	54.00	Pass
42 (Peak)	5150.000	18.335	42.656	60.990	74.00	54.00	Pass
42 (Peak)	5199.275	18.437	85.223	103.661	--	--	--
42 (Average)	5150.000	18.335	29.987	48.321	74.00	54.00	Pass
42 (Average)	5186.667	18.422	72.662	91.083	--	--	--

Figure Channel 42: Horizontal (Peak)**Figure Channel 42: Horizontal (Average)**

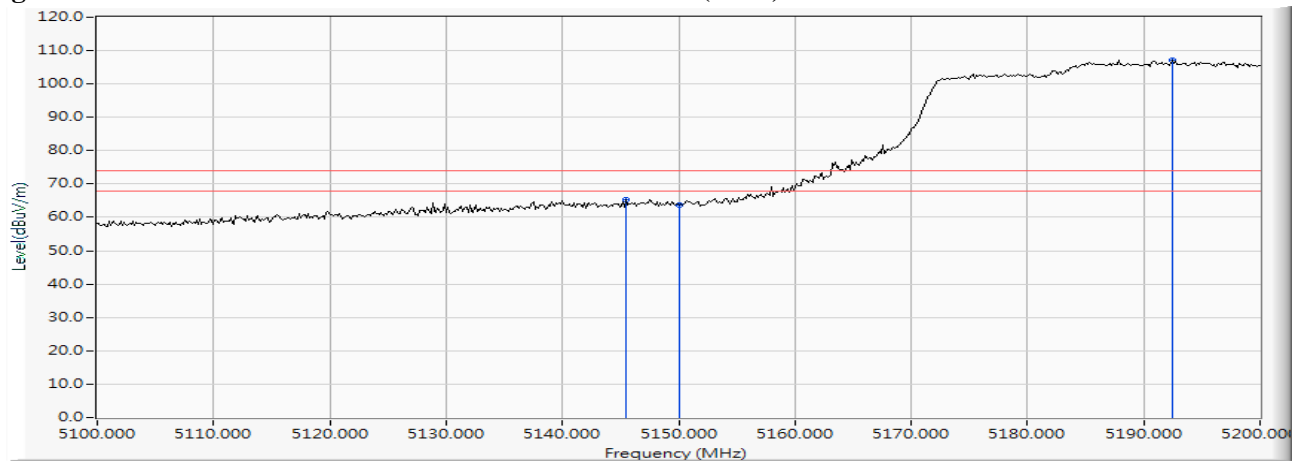
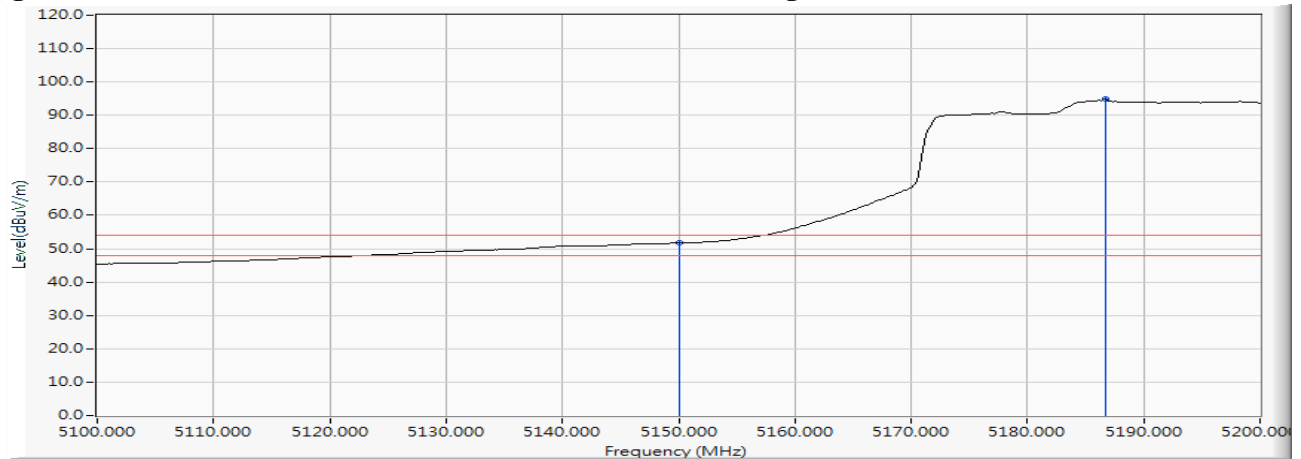
Note:

1. All readings above 1GHz are performed with peak and/or average measurements as necessary.
2. Peak measurements: RBW = 1MHz, VBW = 3 MHz, Sweep: Auto.
3. Average measurements: RBW = 1MHz, VBW = 10 Hz, Sweep: Auto.
4. “ * ”, means this data is the worst emission level.
5. Measurement Level = Reading Level + Correct Factor.
6. The average measurement was not performed when the peak measured data under the limit of average detection.

Product : Intel® Wireless-AC 9260
 Test Item : Band Edge Data
 Test Date : 2017/09/28
 Test Mode : Mode 3 MIMO: Transmit (802.11ac-80BW-65Mbps) -Channel 42 (5210MHz)

RF Radiated Measurement (Vertical):

Channel No.	Frequency (MHz)	Correct Factor (dB)	Reading Level (dBμV)	Emission Level (dBμV/m)	Peak Limit (dBμV/m)	Average Limit (dBμV/m)	Result
42 (Peak)	5145.507	18.319	47.083	65.402	74.00	54.00	Pass
42 (Peak)	5150.000	18.335	45.509	63.843	74.00	54.00	Pass
42 (Peak)	5192.464	18.429	88.759	107.189	--	--	--
42 (Average)	5150.000	18.335	33.342	51.676	74.00	54.00	Pass
42 (Average)	5186.667	18.422	76.347	94.768	--	--	--

Figure Channel 42:**Vertical (Peak)****Figure Channel 42:****Vertical (Average)**

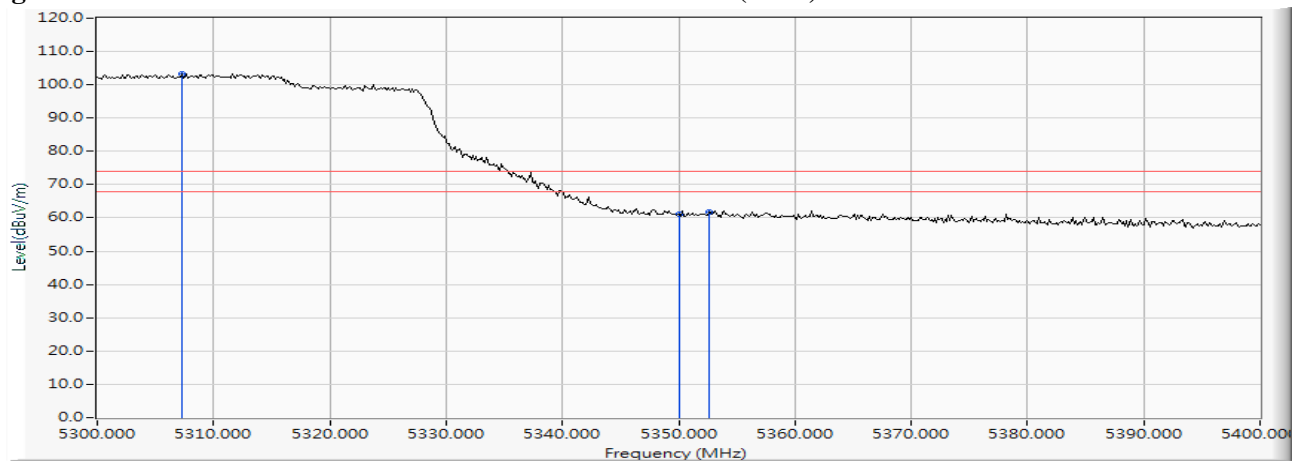
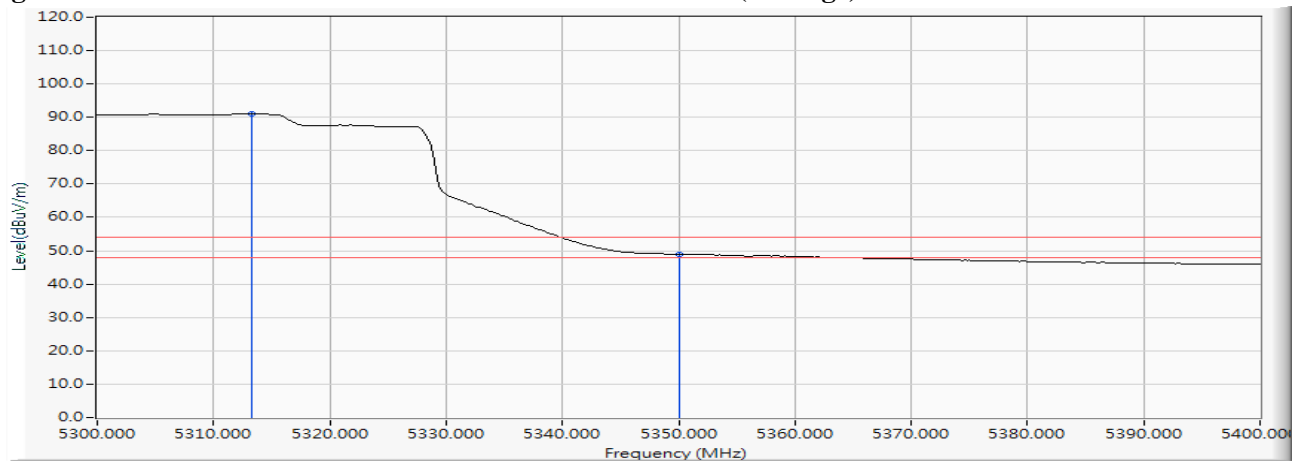
Note:

1. All readings above 1GHz are performed with peak and/or average measurements as necessary.
2. Peak measurements: RBW = 1MHz, VBW = 3 MHz, Sweep: Auto.
3. Average measurements: RBW = 1MHz, VBW = 10 Hz, Sweep: Auto.
4. “ * ”, means this data is the worst emission level.
5. Measurement Level = Reading Level + Correct Factor.
6. The average measurement was not performed when the peak measured data under the limit of average detection.

Product : Intel® Wireless-AC 9260
 Test Item : Band Edge Data
 Test Date : 2017/09/28
 Test Mode : Mode 3 MIMO: Transmit (802.11ac-80BW-65Mbps) -Channel 58 (5290MHz)

RF Radiated Measurement (Horizontal):

Channel No.	Frequency (MHz)	Correct Factor (dB)	Reading Level (dB μ V)	Emission Level (dB μ V/m)	Peak Limit (dB μ V/m)	Average Limit (dB μ V/m)	Result
58 (Peak)	5307.246	18.714	84.537	103.251	--	--	--
58 (Peak)	5350.000	18.833	42.406	61.239	74.00	54.00	Pass
58 (Peak)	5352.609	18.836	42.979	61.815	74.00	54.00	Pass
58 (Average)	5313.333	18.727	72.393	91.121	--	--	--
58 (Average)	5350.000	18.833	30.184	49.017	74.00	54.00	Pass

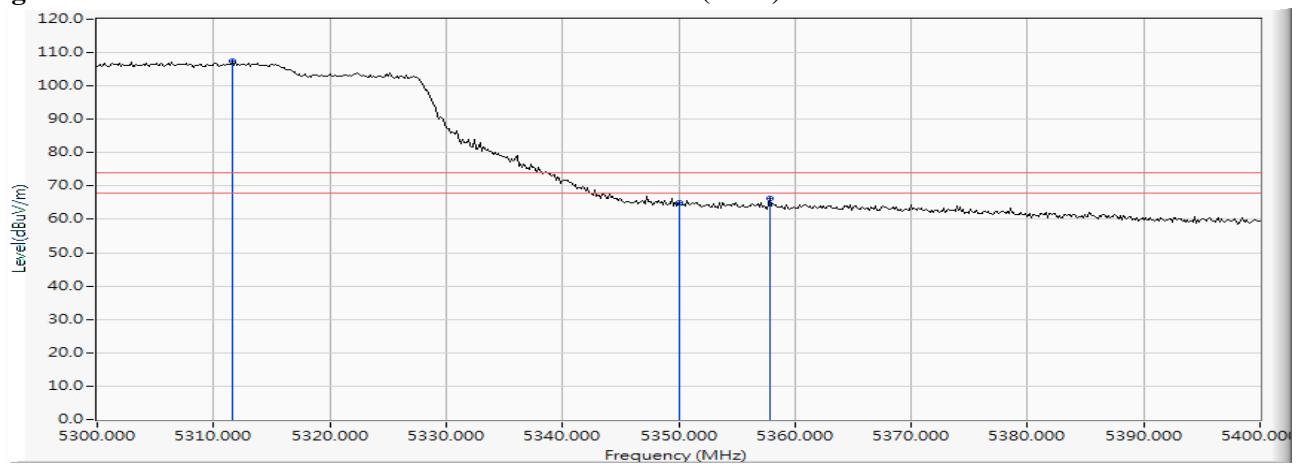
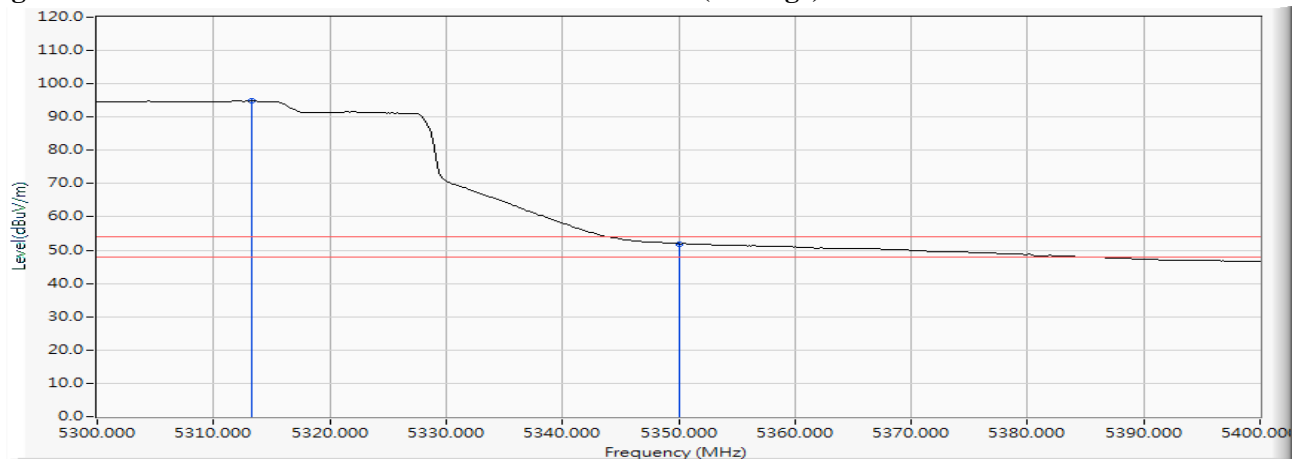
Figure Channel 58: Horizontal (Peak)**Figure Channel 58: Horizontal (Average)****Note:**

1. All readings above 1GHz are performed with peak and/or average measurements as necessary.
2. Peak measurements: RBW = 1MHz, VBW = 3 MHz, Sweep: Auto.
3. Average measurements: RBW = 1MHz, VBW = 10 Hz, Sweep: Auto.
4. “ * ”, means this data is the worst emission level.
5. Measurement Level = Reading Level + Correct Factor.
6. The average measurement was not performed when the peak measured data under the limit of average detection.

Product : Intel® Wireless-AC 9260
 Test Item : Band Edge Data
 Test Date : 2017/09/28
 Test Mode : Mode 3 MIMO: Transmit (802.11ac-80BW-65Mbps) -Channel 58 (5290MHz)

RF Radiated Measurement (Vertical):

Channel No.	Frequency (MHz)	Correct Factor (dB)	Reading Level (dBμV)	Emission Level (dBμV/m)	Peak Limit (dBμV/m)	Average Limit (dBμV/m)	Result
58 (Peak)	5311.594	18.724	88.863	107.587	--	--	--
58 (Peak)	5350.000	18.833	46.111	64.944	74.00	54.00	Pass
58 (Peak)	5357.826	18.842	47.556	66.398	74.00	54.00	Pass
58 (Average)	5313.333	18.727	76.296	95.024	--	--	--
58 (Average)	5350.000	18.833	33.092	51.925	74.00	54.00	Pass

Figure Channel 58: Vertical (Peak)**Figure Channel 58: Vertical (Average)**

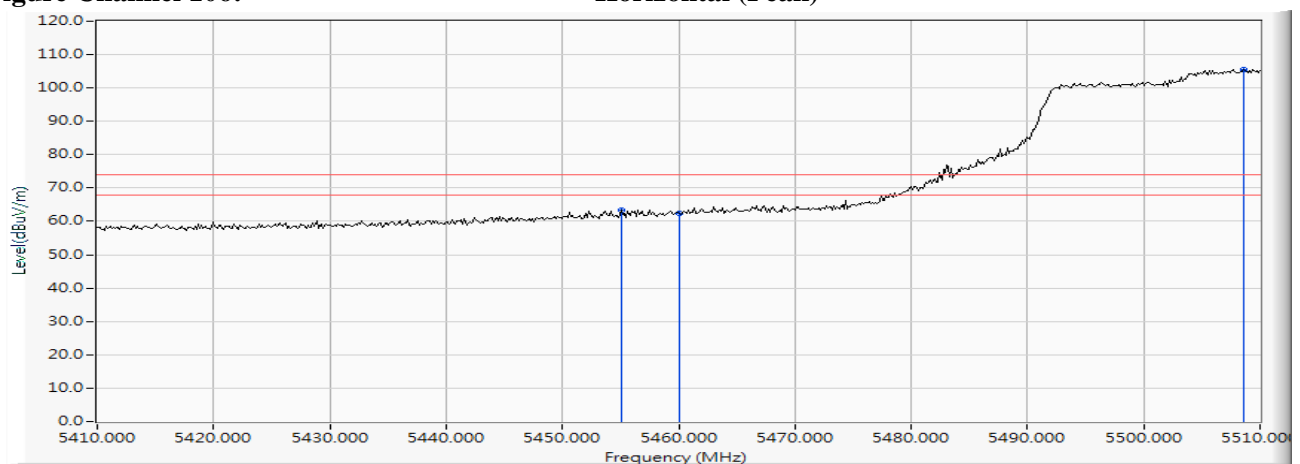
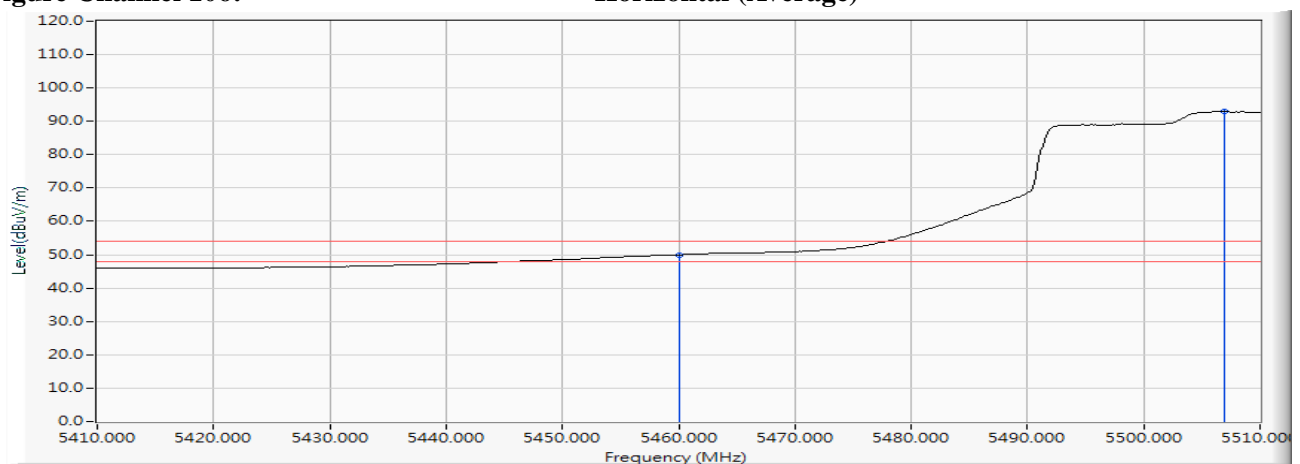
Note:

1. All readings above 1GHz are performed with peak and/or average measurements as necessary.
2. Peak measurements: RBW = 1MHz, VBW = 3 MHz, Sweep: Auto.
3. Average measurements: RBW = 1MHz, VBW = 10 Hz, Sweep: Auto.
4. “ * ”, means this data is the worst emission level.
5. Measurement Level = Reading Level + Correct Factor.
6. The average measurement was not performed when the peak measured data under the limit of average detection.

Product : Intel® Wireless-AC 9260
 Test Item : Band Edge Data
 Test Date : 2017/09/28
 Test Mode : Mode 3 MIMO: Transmit (802.11ac-80BW-65Mbps) -Channel 106 (5530MHz)

RF Radiated Measurement (Horizontal):

Channel No.	Frequency (MHz)	Correct Factor (dB)	Reading Level (dBμV)	Emission Level (dBμV/m)	Peak Limit (dBμV/m)	Average Limit (dBμV/m)	Result
106 (Peak)	5455.072	19.086	44.405	63.491	74.00	54.00	Pass
106 (Peak)	5460.000	19.097	43.319	62.416	74.00	54.00	Pass
106 (Peak)	5508.551	19.197	86.379	105.576	--	--	--
106 (Average)	5460.000	19.097	30.873	49.970	74.00	54.00	Pass
106 (Average)	5506.957	19.196	73.922	93.118	--	--	--

Figure Channel 106: Horizontal (Peak)**Figure Channel 106: Horizontal (Average)**

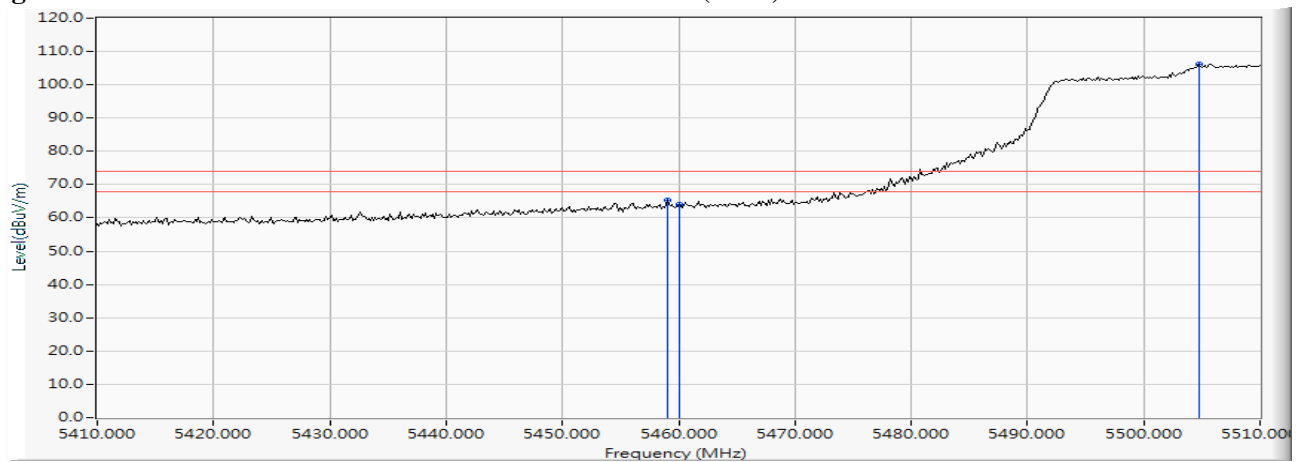
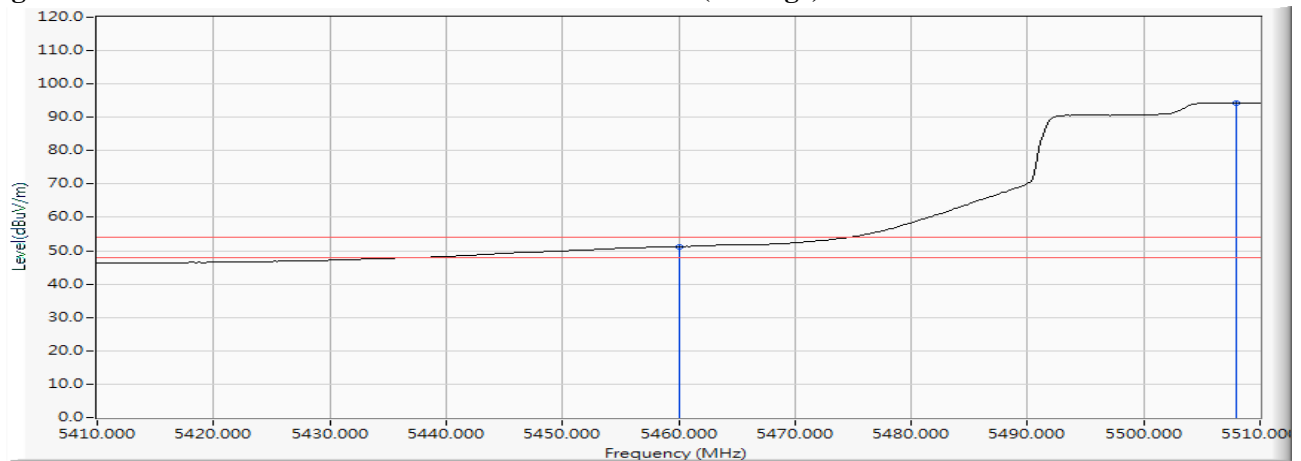
Note:

1. All readings above 1GHz are performed with peak and/or average measurements as necessary.
2. Peak measurements: RBW = 1MHz, VBW = 3 MHz, Sweep: Auto.
3. Average measurements: RBW = 1MHz, VBW = 10 Hz, Sweep: Auto.
4. “ * ”, means this data is the worst emission level.
5. Measurement Level = Reading Level + Correct Factor.
6. The average measurement was not performed when the peak measured data under the limit of average detection.

Product : Intel® Wireless-AC 9260
 Test Item : Band Edge Data
 Test Date : 2017/09/28
 Test Mode : Mode 3 MIMO: Transmit (802.11ac-80BW-65Mbps) -Channel 106 (5530MHz)

RF Radiated Measurement (Vertical):

Channel No.	Frequency (MHz)	Correct Factor (dB)	Reading Level (dBμV)	Emission Level (dBμV/m)	Peak Limit (dBμV/m)	Average Limit (dBμV/m)	Result
106 (Peak)	5458.986	19.096	46.321	65.417	74.00	54.00	Pass
106 (Peak)	5460.000	19.097	44.835	63.932	74.00	54.00	Pass
106 (Peak)	5504.783	19.196	87.026	106.221	--	--	--
106 (Average)	5460.000	19.097	32.139	51.236	74.00	54.00	Pass
106 (Average)	5507.971	19.196	75.190	94.387	--	--	--

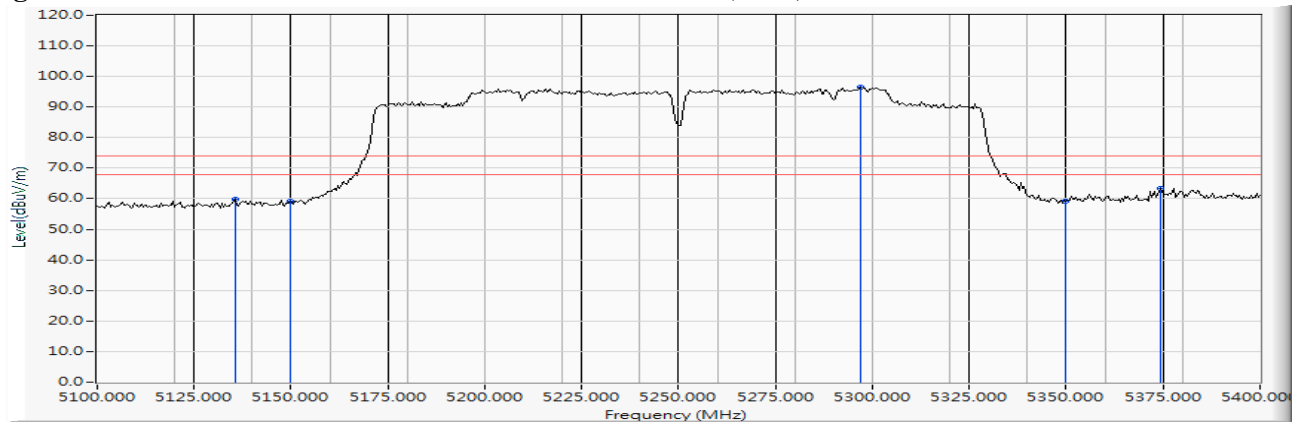
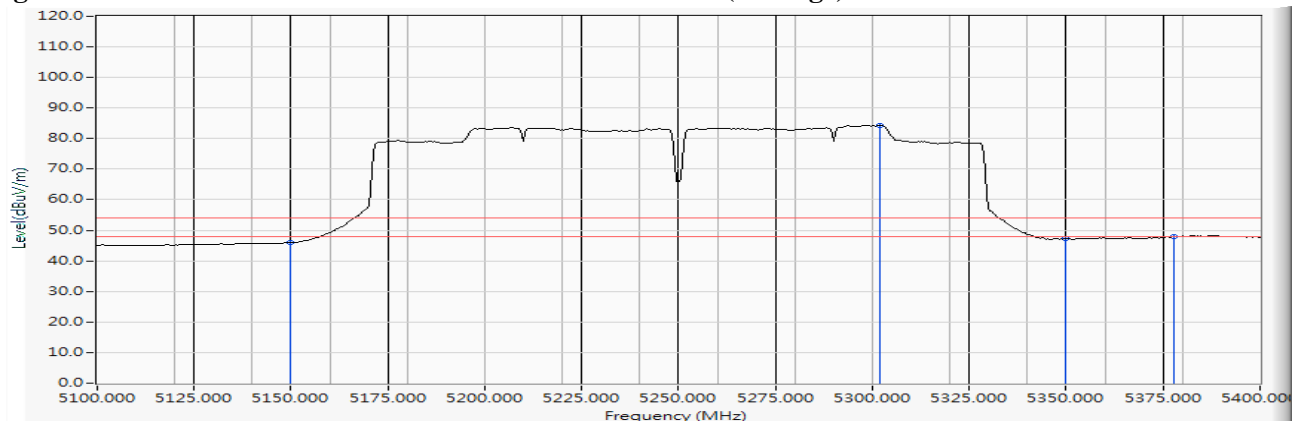
Figure Channel 106: Vertical (Peak)**Figure Channel 106: Vertical (Average)****Note:**

1. All readings above 1GHz are performed with peak and/or average measurements as necessary.
2. Peak measurements: RBW = 1MHz, VBW = 3 MHz, Sweep: Auto.
3. Average measurements: RBW = 1MHz, VBW = 10 Hz, Sweep: Auto.
4. “ * ”, means this data is the worst emission level.
5. Measurement Level = Reading Level + Correct Factor.
6. The average measurement was not performed when the peak measured data under the limit of average detection.

Product : Intel® Wireless-AC 9260
 Test Item : Band Edge Data
 Test Date : 2017/09/28
 Test Mode : Mode 3 MIMO: Transmit (802.11ac-160BW-130Mbps) -Channel 50 (5250MHz)

RF Radiated Measurement (Horizontal):

Channel No.	Frequency (MHz)	Correct Factor (dB)	Reading Level (dBμV)	Emission Level (dBμV/m)	Peak Limit (dBμV/m)	Average Limit (dBμV/m)	Result
50 (Peak)	5135.652	18.286	41.492	59.777	74.00	54.00	Pass
50 (Peak)	5150.000	18.335	40.942	59.276	74.00	54.00	Pass
50 (Peak)	5296.957	18.690	77.719	96.409			
50 (Peak)	5350.000	18.833	40.515	59.348	74.00	54.00	Pass
50 (Peak)	5374.348	18.874	44.629	63.504	74.00	54.00	Pass
50 (Average)	5150.000	18.335	27.583	45.917	74.00	54.00	Pass
50 (Average)	5301.739	18.702	65.730	84.431	--	--	--
50 (Average)	5350.000	18.833	28.307	47.140	74.00	54.00	Pass
50 (Average)	5377.826	18.884	29.149	48.034	74.00	54.00	Pass

Figure Channel 50: Horizontal (Peak)**Figure Channel 50: Horizontal (Average)**

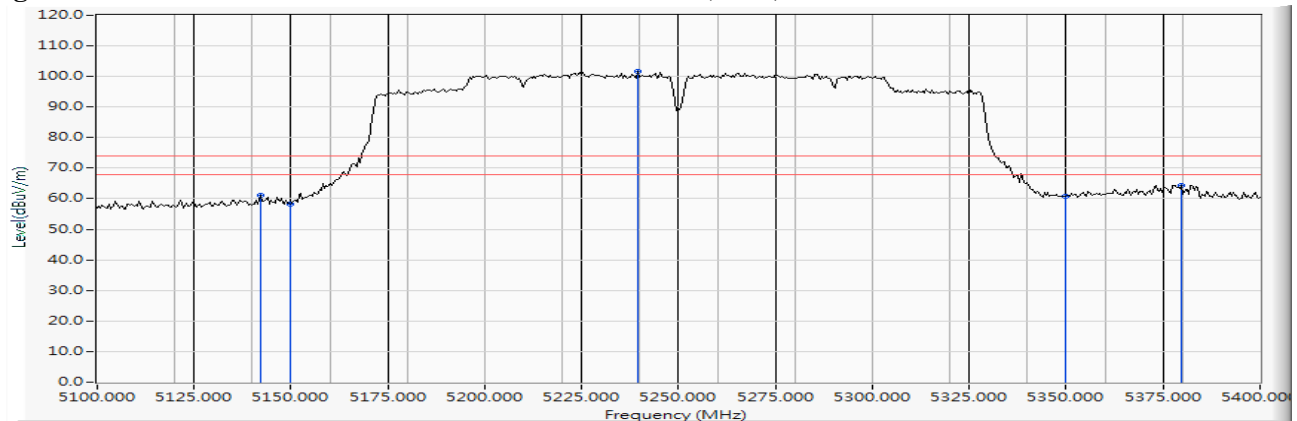
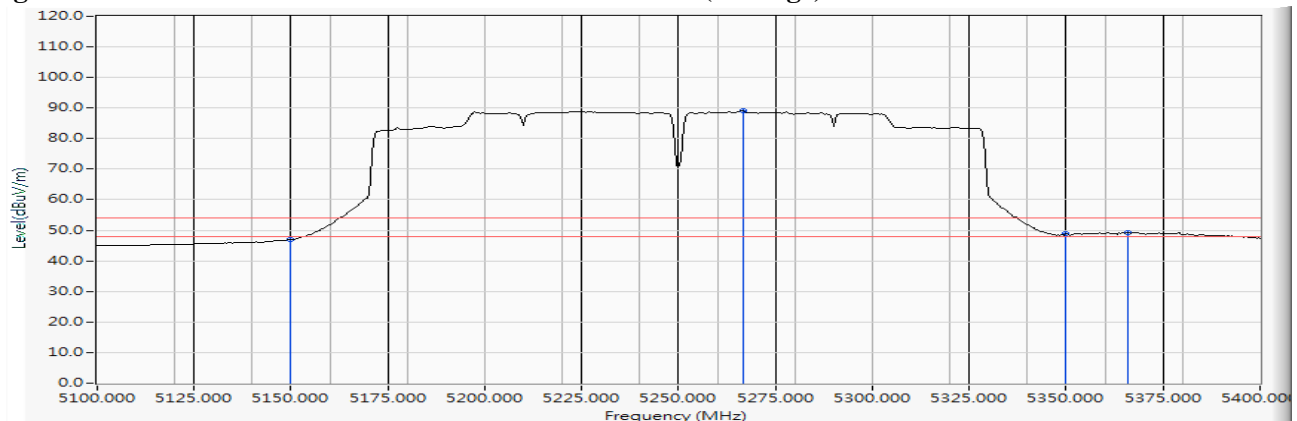
Note:

1. All readings above 1GHz are performed with peak and/or average measurements as necessary.
2. Peak measurements: RBW = 1MHz, VBW = 3 MHz, Sweep: Auto.
3. Average measurements: RBW = 1MHz, VBW = 10 Hz, Sweep: Auto.
4. “ * ”, means this data is the worst emission level.
5. Measurement Level = Reading Level + Correct Factor.
6. The average measurement was not performed when the peak measured data under the limit of average detection.

Product : Intel® Wireless-AC 9260
 Test Item : Band Edge Data
 Test Date : 2017/09/28
 Test Mode : Mode 3 MIMO: Transmit (802.11ac-160BW-130Mbps) -Channel 50 (5250MHz)

RF Radiated Measurement (Vertical):

Channel No.	Frequency (MHz)	Correct Factor (dB)	Reading Level (dBμV)	Emission Level (dBμV/m)	Peak Limit (dBμV/m)	Average Limit (dBμV/m)	Result
50 (Peak)	5142.174	18.308	42.676	60.983	74.00	54.00	Pass
50 (Peak)	5150.000	18.335	39.750	58.084	74.00	54.00	Pass
50 (Peak)	5239.565	18.547	83.192	101.739	--	--	--
50 (Peak)	5350.000	18.833	41.861	60.694	74.00	54.00	Pass
50 (Peak)	5379.565	18.890	45.615	64.504	74.00	54.00	Pass
50 (Average)	5150.000	18.335	28.569	46.903	74.00	54.00	Pass
50 (Average)	5266.522	18.616	70.508	89.123	--	--	--
50 (Average)	5350.000	18.833	29.973	48.806	74.00	54.00	Pass
50 (Average)	5366.087	18.853	30.399	49.251	74.00	54.00	Pass

Figure Channel 106: Vertical (Peak)**Figure Channel 106: Vertical (Average)**

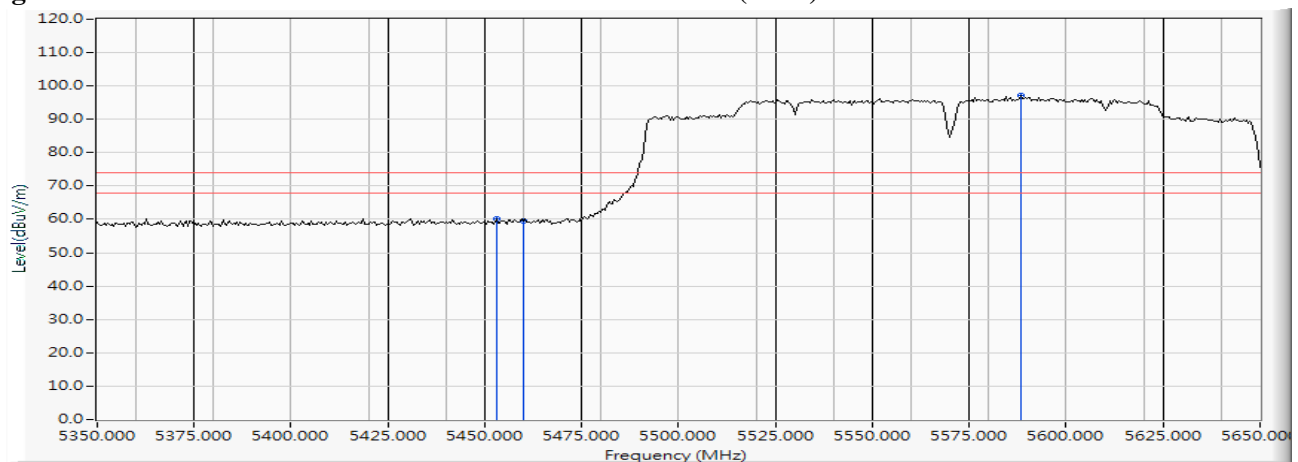
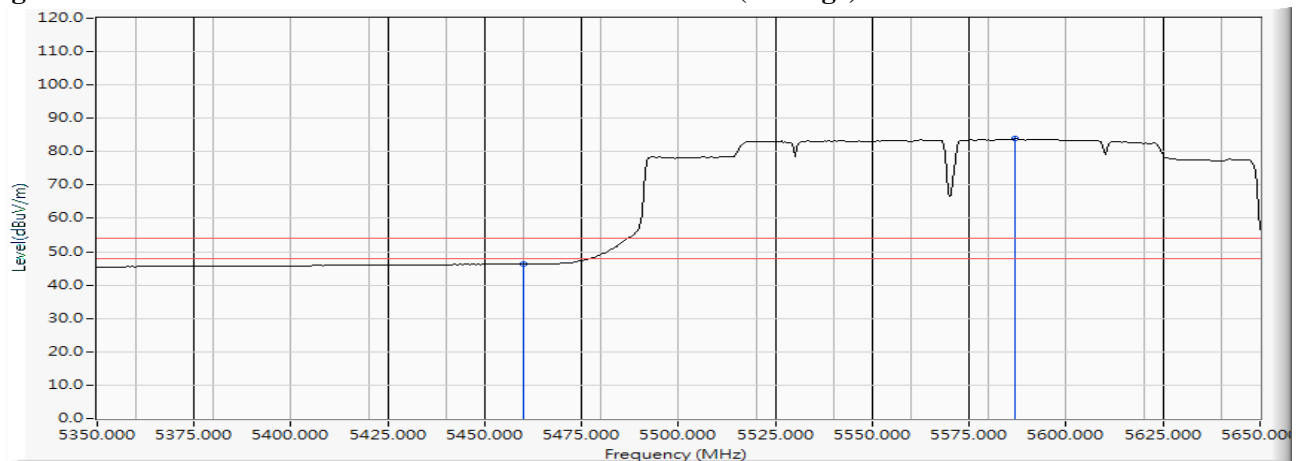
Note:

1. All readings above 1GHz are performed with peak and/or average measurements as necessary.
2. Peak measurements: RBW = 1MHz, VBW = 3 MHz, Sweep: Auto.
3. Average measurements: RBW = 1MHz, VBW = 10 Hz, Sweep: Auto.
4. “ * ”, means this data is the worst emission level.
5. Measurement Level = Reading Level + Correct Factor.
6. The average measurement was not performed when the peak measured data under the limit of average detection.

Product : Intel® Wireless-AC 9260
 Test Item : Band Edge Data
 Test Date : 2017/09/28
 Test Mode : Mode 3 MIMO: Transmit (802.11ac-160BW-130Mbps) -Channel 144 (5570MHz)

RF Radiated Measurement (Horizontal):

Channel No.	Frequency (MHz)	Correct Factor (dB)	Reading Level (dBμV)	Emission Level (dBμV/m)	Peak Limit (dBμV/m)	Average Limit (dBμV/m)	Result
144 (Peak)	5453.043	19.077	41.143	60.221	74.00	54.00	Pass
144 (Peak)	5460.000	19.097	40.361	59.458	74.00	54.00	Pass
144 (Peak)	5588.261	19.381	77.755	97.136	--	--	--
144 (Average)	5460.000	19.097	27.242	46.339	74.00	54.00	Pass
144 (Average)	5586.957	19.376	64.501	83.878	--	--	--

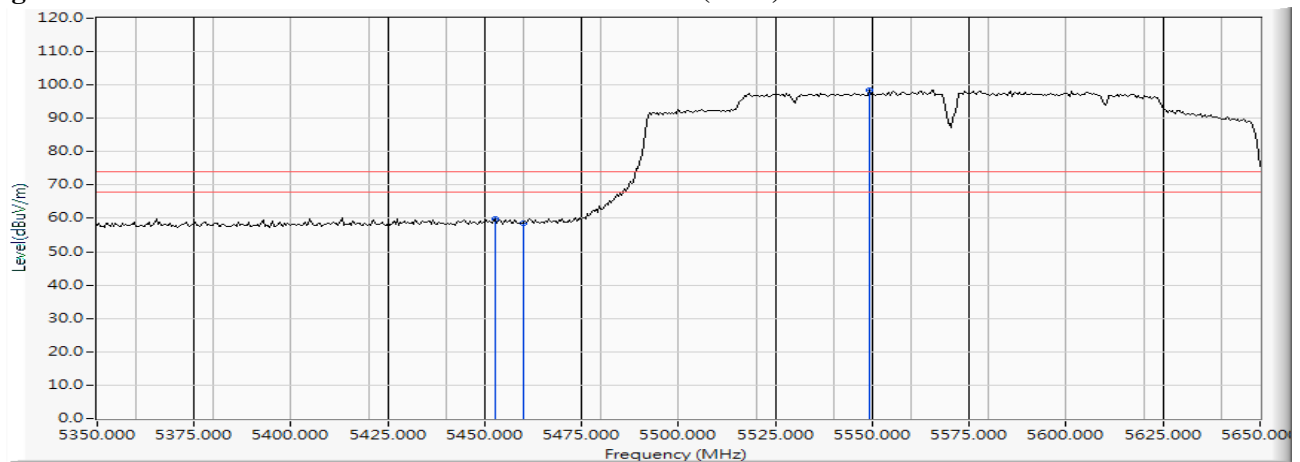
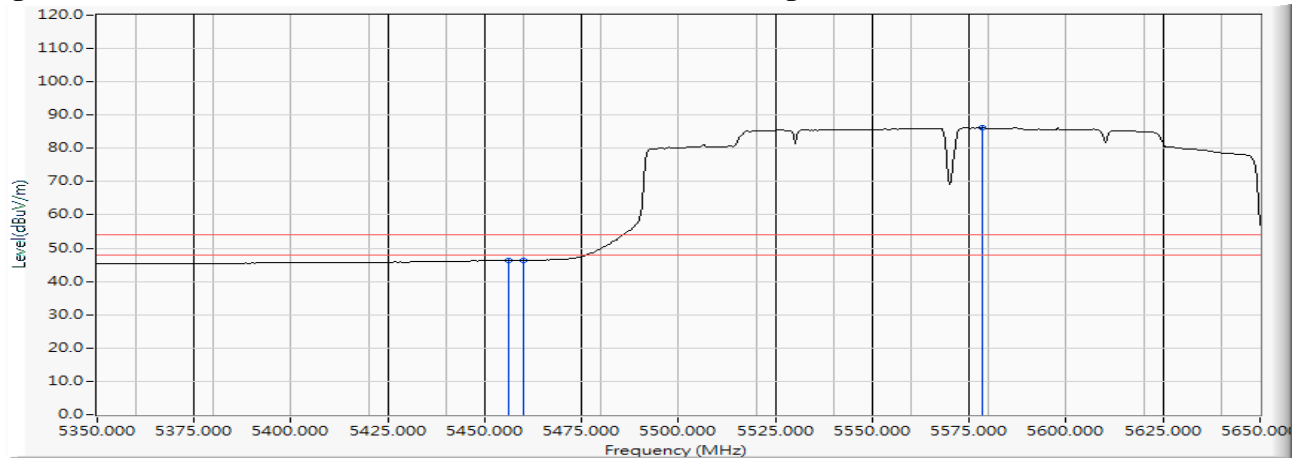
Figure Channel 106: Horizontal (Peak)**Figure Channel 106: Horizontal (Average)****Note:**

1. All readings above 1GHz are performed with peak and/or average measurements as necessary.
2. Peak measurements: RBW = 1MHz, VBW = 3 MHz, Sweep: Auto.
3. Average measurements: RBW = 1MHz, VBW = 10 Hz, Sweep: Auto.
4. “ * ”, means this data is the worst emission level.
5. Measurement Level = Reading Level + Correct Factor.
6. The average measurement was not performed when the peak measured data under the limit of average detection.

Product : Intel® Wireless-AC 9260
 Test Item : Band Edge Data
 Test Date : 2017/09/28
 Test Mode : Mode 3 MIMO: Transmit (802.11ac-160BW-130Mbps) -Channel 144 (5570MHz)

RF Radiated Measurement (Vertical):

Channel No.	Frequency (MHz)	Correct Factor (dB)	Reading Level (dBμV)	Emission Level (dBμV/m)	Peak Limit (dBμV/m)	Average Limit (dBμV/m)	Result
144 (Peak)	5452.609	19.076	40.825	59.901	74.00	54.00	Pass
144 (Peak)	5460.000	19.097	39.519	58.616	74.00	54.00	Pass
144 (Peak)	5549.130	19.288	79.192	98.479	--	--	--
144 (Average)	5456.087	19.090	27.317	46.407	74.00	54.00	Pass
144 (Average)	5460.000	19.097	27.255	46.352	74.00	54.00	Pass
144 (Average)	5578.261	19.355	66.969	86.324	--	--	--

Figure Channel 106: Vertical (Peak)**Figure Channel 106: Vertical (Average)**

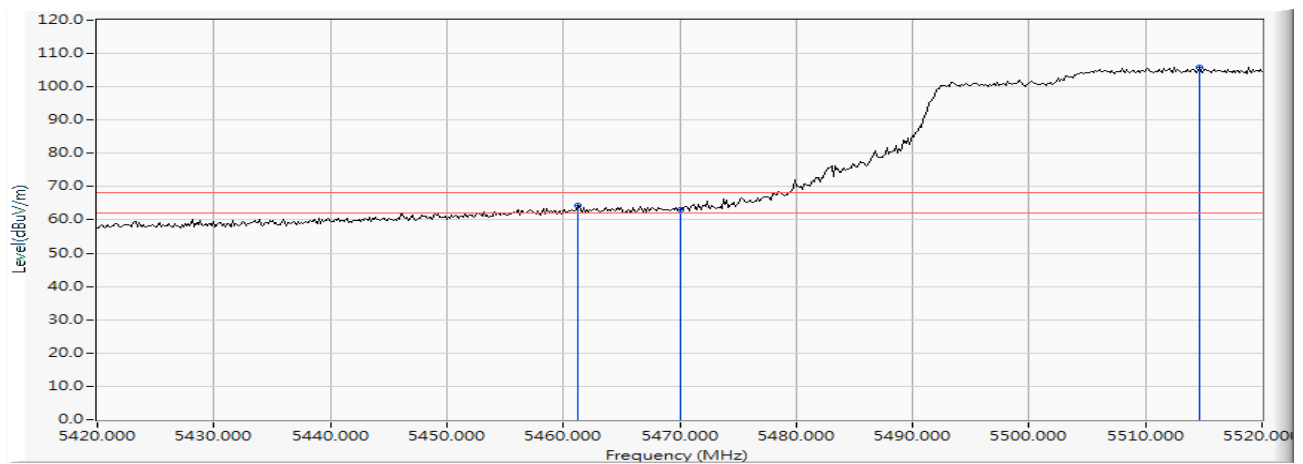
Note:

1. All readings above 1GHz are performed with peak and/or average measurements as necessary.
2. Peak measurements: RBW = 1MHz, VBW = 3 MHz, Sweep: Auto.
3. Average measurements: RBW = 1MHz, VBW = 10 Hz, Sweep: Auto.
4. “ * ”, means this data is the worst emission level.
5. Measurement Level = Reading Level + Correct Factor.
6. The average measurement was not performed when the peak measured data under the limit of average detection.

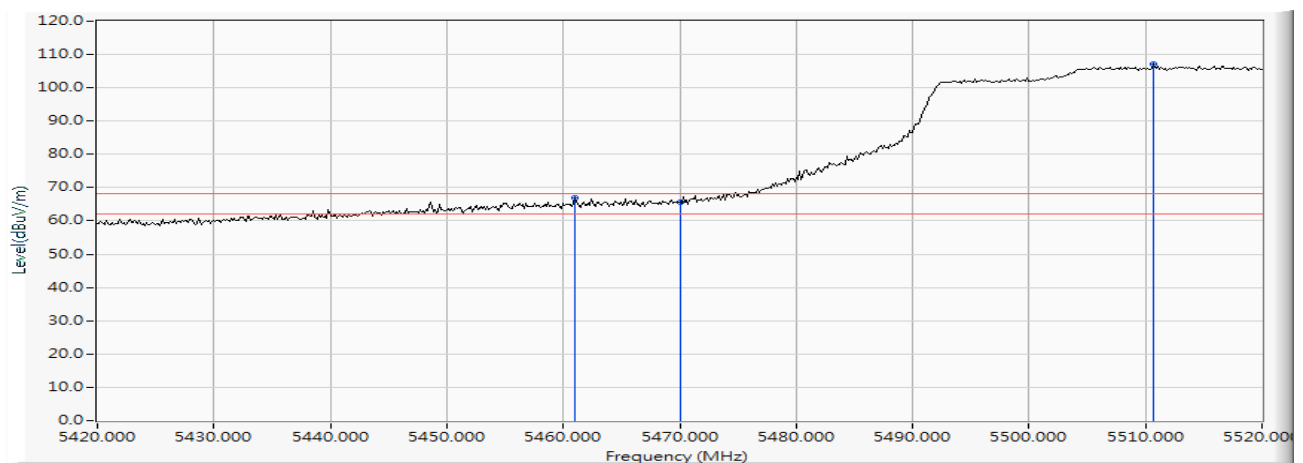
Product : Intel® Wireless-AC 9260
 Test Item : Band Edge Data
 Test Date : 2017/09/28
 Test Mode : Mode 3 MIMO: Transmit (802.11ac-80BW-65Mbps) -Channel 106 (5530MHz)

RF Radiated Measurement:

	Frequency (MHz)	Correct Factor (dB)	Reading Level (dBμV)	Measure Level (dBμV /m)	Margin (dB)	Limit (dBμV /m)	Result
Horizontal	5461.304	19.099	45.271	64.370	-3.850	68.220	Pass
Horizontal	5470.000	19.110	43.878	62.988	-5.232	68.220	Pass
Horizontal	5514.638	19.213	86.758	105.972	--	--	--



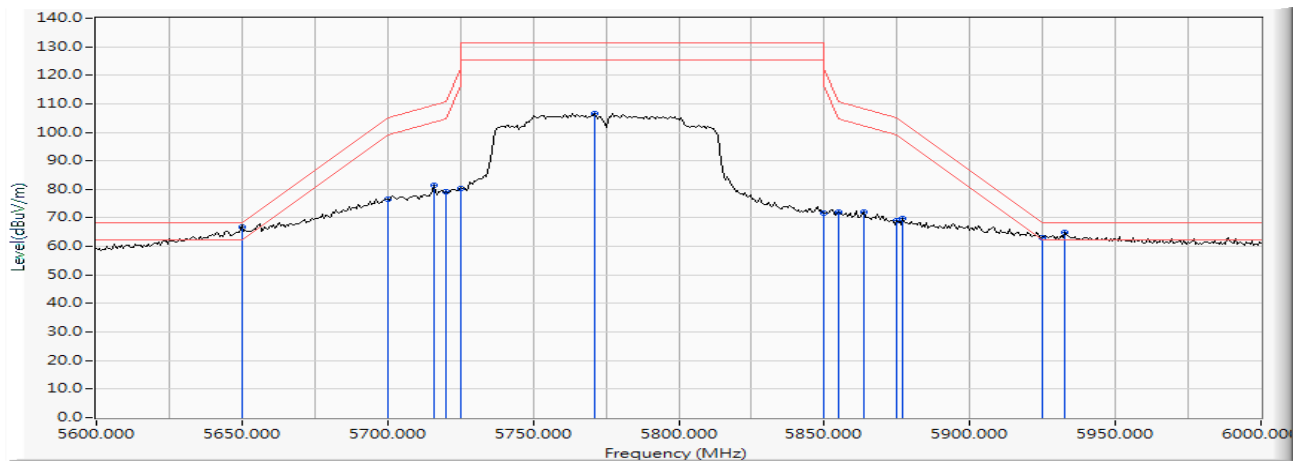
	Frequency (MHz)	Correct Factor (dB)	Reading Level (dBm)	Measure Level (dBm/m)	Margin (dB)	Limit (dBm/m)	Result
Vertical	5461.014	19.099	47.781	66.880	-1.340	68.220	Pass
Vertical	5470.000	19.110	46.610	65.720	-2.500	68.220	Pass
Vertical	5510.725	19.199	87.773	106.971	--	--	--



Product : Intel® Wireless-AC 9260
 Test Item : Band Edge Data
 Test Date : 2017/09/28
 Test Mode : Mode 3 MIMO: Transmit (802.11ac-80BW-65Mbps) -Channel 155 (5775MHz)

RF Radiated Measurement:

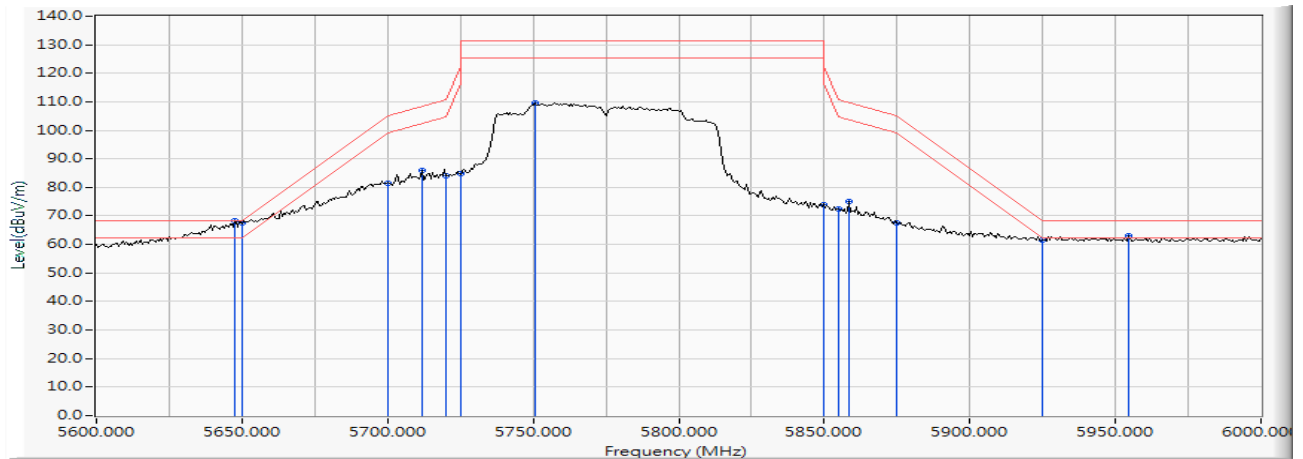
	Frequency (MHz)	Correct Factor (dB)	Reading Level (dBμV)	Measure Level (dBμV /m)	Margin (dB)	Limit (dBμV /m)	Result
Horizontal	5650.000	19.535	47.289	66.825	-1.395	68.220	Pass
Horizontal	5700.000	19.659	56.894	76.553	-28.647	105.200	Pass
Horizontal	5715.942	19.699	61.625	81.325	-28.339	109.664	Pass
Horizontal	5720.000	19.711	59.403	79.114	-31.686	110.800	Pass
Horizontal	5725.000	19.725	60.737	80.462	-41.738	122.200	Pass
Horizontal	5771.014	19.816	86.930	106.746	--	--	--
Horizontal	5850.000	19.992	51.823	71.815	-50.385	122.200	Pass
Horizontal	5855.000	20.003	52.116	72.118	-38.682	110.800	Pass
Horizontal	5863.768	20.021	52.141	72.163	-36.182	108.345	Pass
Horizontal	5875.000	20.048	48.905	68.952	-36.248	105.200	Pass
Horizontal	5877.101	20.053	49.868	69.920	-33.725	103.645	Pass
Horizontal	5925.000	20.181	43.022	63.204	-4.996	68.200	Pass
Horizontal	5932.754	20.199	44.555	64.754	-3.446	68.200	Pass



Product : Intel® Wireless-AC 9260
 Test Item : Band Edge Data
 Test Date : 2017/09/28
 Test Mode : Mode 3 MIMO: Transmit (802.11ac-80BW-65Mbps) -Channel 155 (5775MHz)

RF Radiated Measurement:

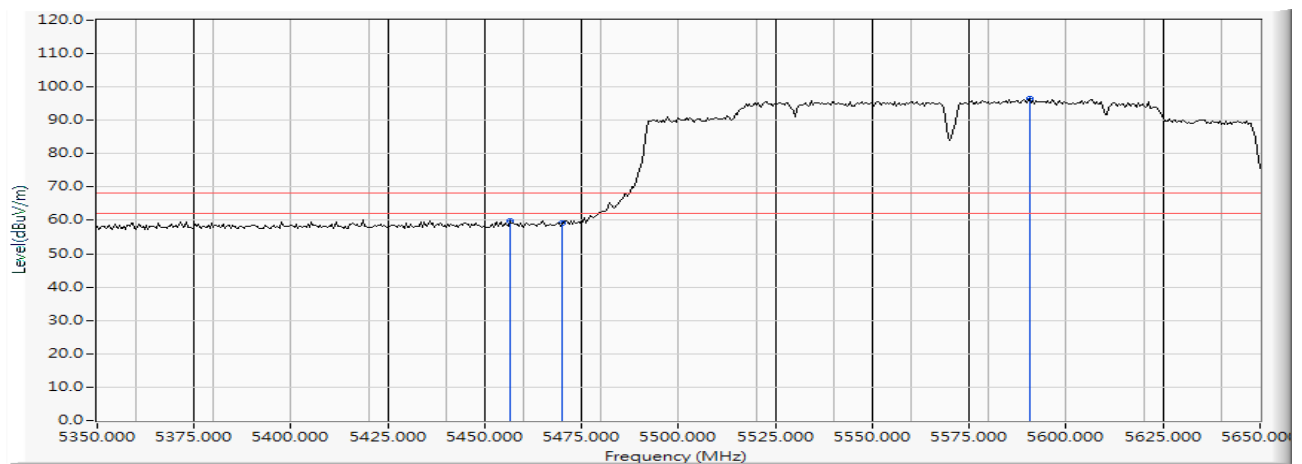
	Frequency (MHz)	Correct Factor (dB)	Reading Level (dBμV)	Measure Level (dBμV /m)	Margin (dB)	Limit (dBμV /m)	Result
Vertical	5647.536	19.530	48.608	68.138	-0.082	68.220	Pass
Vertical	5650.000	19.535	47.995	67.531	-0.689	68.220	Pass
Vertical	5700.000	19.659	61.956	81.615	-23.585	105.200	Pass
Vertical	5711.884	19.688	66.374	86.063	-22.465	108.528	Pass
Vertical	5720.000	19.711	64.488	84.199	-26.601	110.800	Pass
Vertical	5725.000	19.725	65.041	84.766	-37.434	122.200	Pass
Vertical	5750.725	19.775	89.916	109.691	--	--	--
Vertical	5850.000	19.992	53.923	73.915	-48.285	122.200	Pass
Vertical	5855.000	20.003	52.380	72.382	-38.418	110.800	Pass
Vertical	5858.551	20.009	54.883	74.893	-34.913	109.806	Pass
Vertical	5875.000	20.048	47.584	67.631	-37.569	105.200	Pass
Vertical	5925.000	20.181	41.220	61.402	-6.798	68.200	Pass
Vertical	5954.783	20.256	42.947	63.203	-4.997	68.200	Pass



Product : Intel® Wireless-AC 9260
 Test Item : Band Edge Data
 Test Date : 2017/09/28
 Test Mode : Mode 3 MIMO: Transmit (802.11ac-80BW-65Mbps) -Channel 155 (5570)

RF Radiated Measurement:

	Frequency (MHz)	Correct Factor (dB)	Reading Level (dBμV)	Measure Level (dBμV /m)	Margin (dB)	Limit (dBμV /m)	Result
Horizontal	5456.522	19.092	40.753	59.845	-1.395	68.220	Pass
Horizontal	5470.000	19.110	39.959	59.069	-28.647	105.200	Pass
Horizontal	5590.435	19.389	77.007	96.395	--	--	--

**RF Radiated Measurement:**

	Frequency (MHz)	Correct Factor (dB)	Reading Level (dBμV)	Measure Level (dBμV /m)	Margin (dB)	Limit (dBμV /m)	Result
Vertical	5441.739	19.033	40.296	59.329	-0.082	68.220	Pass
Vertical	5470.000	19.110	39.849	58.959	-0.689	68.220	Pass
Vertical	5565.217	19.332	79.138	98.470	--	--	--

