

Annex F. Photographs

Test Item

Tablet Mode Front



Tablet Mode Back



Laptop Mode




Test Positions


Top Edge




Top Edge (Laptop slightly open, screen top border totally in contact with the phantom)



Top edge tablet gap



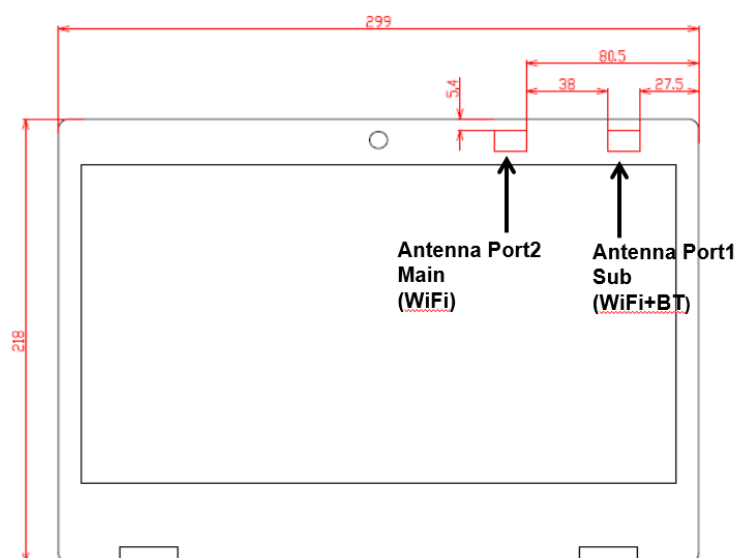
Back face



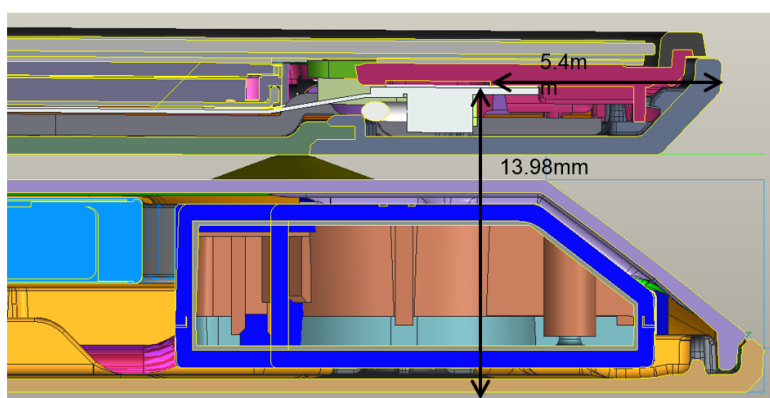
Right Edge

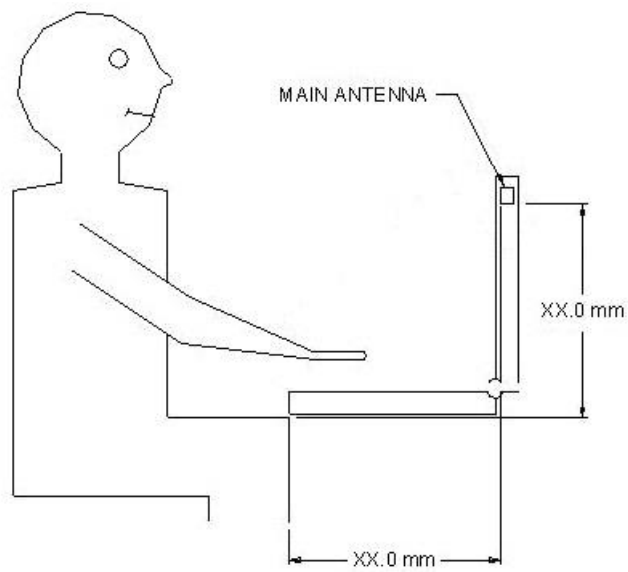
Antenna Diagrams


Antenna Host platform Location



Adjacent edge positions



Notebook laptop

Phantom liquid level during measurements**ELI phantom Body liquid SAR 1 SPEAG MBBL600-6000V6 Batch 160630-1****ELI phantom Body liquid SAR 2 SPEAG MBBL600-6000V6 Batch 160603-1**