



Appendix C – SAR Test Setup Photos




Test Position Back Main Antenna 0 mm Gap




Test Position Back Aux Antenna 0 mm Gap




Test Position Edge Main Antenna 0 mm Gap



Test Position Edge Aux Antenna 0 mm Gap



Test Position Laptop Mode Main Antenna 0 mm Gap



Test Position Laptop Mode Aux Antenna 0 mm Gap



Front of Device in Tablet Mode


Back of Device in Tablet Mode



Laptop Mode and Antenna Location



Screen Rotation from Laptop to Tablet Mode



Module Location