


Appendix C – SAR Test Setup Photos




Test Position Back Main Antenna 0 mm Gap




Test Position Back Aux Antenna 0 mm Gap



Test Position Top Edge Main Antenna 0 mm Gap



Test Position Top Edge Aux Antenna 0 mm Gap




Test Position Curved Edge Main Antenna 0 mm Gap



Test Position Curved Edge Aux Antenna 0 mm Gap



Test Position Side Main Antenna 0 mm Gap



This device has not
be offered for sale
Project name: W03 N04
Model PIN: W03 BZ
CPU: NA
RAM: NA
HDD: 11.5 HD 1
Battery: NA
846 2200
Dycomick
p.w.

Test Position Side Aux Antenna 0 mm Gap




Front of Device in Tablet Mode



Back of Device in Tablet Mode



Laptop Mode



Antennas and Module Locations