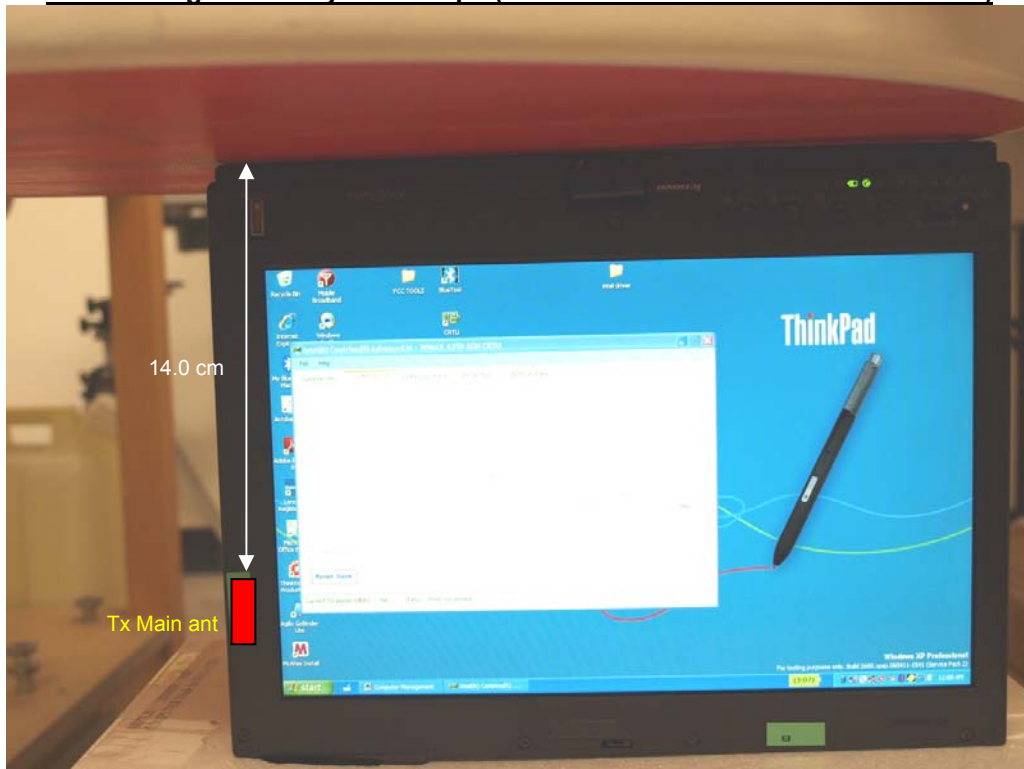


18. SETUP PHOTO FOR ROUTINE SAR EVALUATION

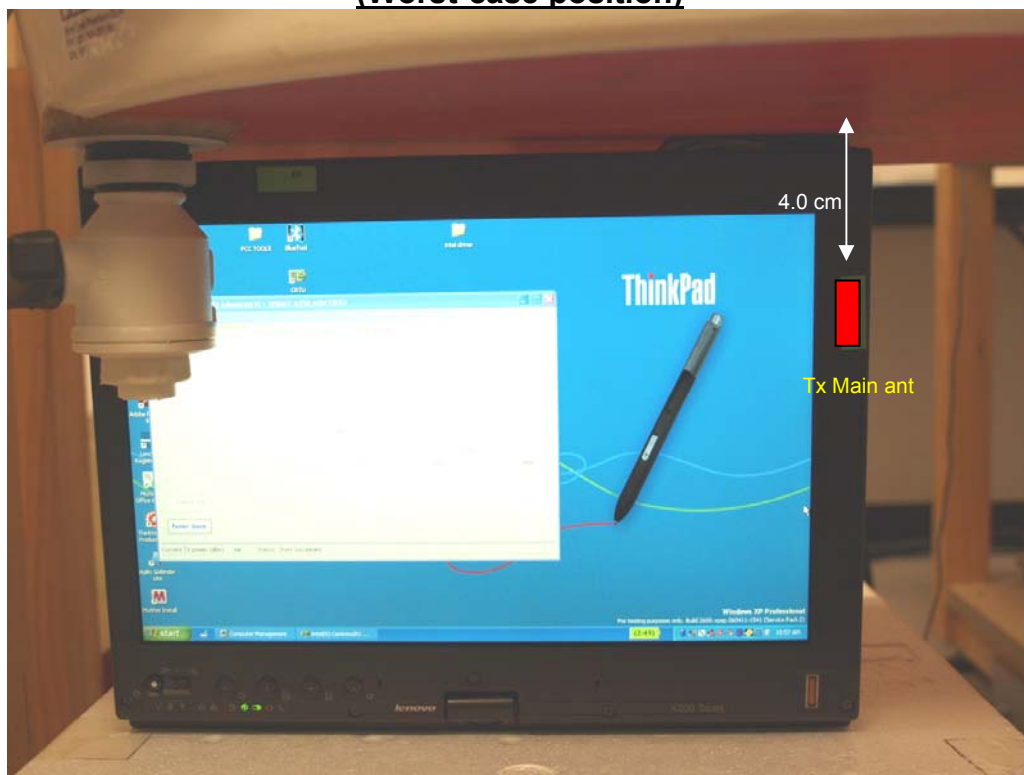
1 Laptop - Lap held (16.98 cm from Tx main antenna-to-user)




2 Tablet edge - Primary Landscape (14.0 cm from Tx main antenna-to-user)



3 Tablet edge - Secondary Landscape (4.0 cm from Tx main antenna-to-user)
(Worst-case position)



4 Tablet edge - Primary Portrait (No SAR)



5 Tablet edge - Secondary Portrait (No SAR)



6 Tablet - Bottom face (3.05 cm from Tx main antenna-to-user)




19. SETUP PHOTO FOR SAR LINEARITY MEASUREMENT

(for purpose of evaluation but not consider as normal operation)



Separation distance between Tx antenna-to-flat phantom



20. HOST DEVICE PHOTO

LAPTOP MODE



TABLET MODE



END OF REPORT