

HANDS FREE CAR KIT

FF-200

CAR AUDIO SYSTEM

Model: FF-200

FCC ID: PCY00HF00A

THIS DEVICE COMPLIES WITH PART 15 OF THE FCC RULES. OPERATION IS SUBJECT TO THE FOLLOWING TWO CONDITIONS: (1) THIS DEVICE MAY NOT CAUSE HARMFUL INTERFERENCE AND (2) THIS DEVICE MUST ACCEPT ANY INTERFERENCE RECEIVED, INCLUDING INTERFERENCE THAT MAY CAUSE UNDESIRE OPERATION.

Instructional Manual


(Warranty Card included)



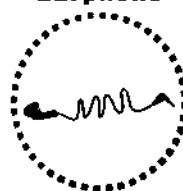
USER

Base Unit


Connect Unit



Appointed Mic/
Earphone



Handset Holder
(Optional)



Notice:

*It is only to insert the car kit after engine is running
*For the best sound quality, the distance between the car kit's microphone and speaker had better more than 45 cm, and the distance between user's mouse and microphone should be less 80 cm.
*To get good performance audio quality, always take radio mode, if air noise is too much in the radio mode, please switch into local speaker mode.

Note: The changes or modifications not expressly

approved by the party responsible for

compliance could void the user's

authority to operate the equipment.

Operation:

1. Turn on ignition switch
2. Unplug the car cigarette header, and insert the kit to proper place.
3. Select wireless transmitting mode or local speaker mode.
4. If use wireless transmitting mode, please turn on car radio and set it at specify channel
5. Please Well Connect the car kit with the cellular phone
6. Car kit will enter selftest mode: LED flash green/red a few times and transmitting silence signal at specify channel, and speaker beep a short tone, at last LED light on green or red.
7. Dial out or receive incoming call as usual, when use the radio mode, please pick up the channel that have preset.
8. Volume control: A: radio mode: car stereo volume control
B: speaker mode: cellular phone's volume control
9. Use external ear piece to keep private conversation.

LED Indications:

Green : speaker stand by mode
Red : wireless transmitting stand by mode
Green flash : speaker in use mode
Red flash: wireless transmitting in use mode.
Green / red interlace flash: wireless transmitting and speaker active simultaneous, it only happenet incoming ring or the other person no speak out for a longer period.

60CM

headphone

connect to
headphone a plug

mic

connect to
head kid a plug

45CM

power LED

body speaker

mic /earphone
jack

connect to
cigar. lighter plug

radio mode
 speaker mode

Warranty Card

1. This warranty Card is to warrant this product within the six(6)months under normally used. The repairing charged is necessary If it is defected under abnormally used or by irresistibility of act of God.

2. Return this product together with this warranty card & invoice in your original sales store within 7 days if the defectiveness is found.

3. User Information:

(1)Model: _____

(2)Cellular phone Brand: _____

Model: _____

(3)Distributor: _____

(4)Date of purchased: _____

(5)Services call: _____