

Figure 5  
General Appearance

Label Location



Figure 6  
Inside of the EUT



Figure 7  
Inside of the EUT



Figure 8  
Inside of the EUT



Figure 9  
Inside of the EUT



Figure 10  
Inside of the EUT



Figure 11  
Main Board, Component Side




Figure 12  
Main Board, Component Side





Figure 13  
Main Board, Component Side



Figure 14  
Main Board, Component Side




Figure 15  
Main Board, Component Side



Figure 16  
Main Board, Component Side



Figure 17  
Main Board, Component Side




Figure 18  
Main Board, Component Side



Figure 19  
Main Board, Component Side




Figure 20  
Main Board, Component Side

