



Internal Photographs




Photograph 1 – Front Side of PCB


Antenna
Port



Photograph 2 – Back View of the PCB



Photograph 3 – Close-Up of RF Circuit



Photograph 4 – Antenna with Permanently Attached Coax Cable