

## Cautions and Instructions

This device complies with part 18 of the FCC Rules. Operations is subject to the following two conditions:

- (1) this device may not cause harmful interferences, and
- (2) this device must accept any interference received, including interference that may cause undesired operation.

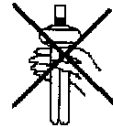
### Handling

Never drop or strike the lamp.

The lamp should not be disassembled or modified.

Never hold the glass tube by hand when installing.

**NO!**



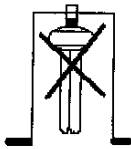
**Yes!**



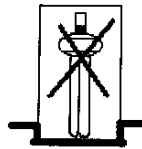
### Fixture

Never use with a dimming circuit or an emergency-light fixture.

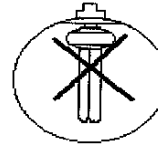
Never use with a closed fixture such as the one shown below.



Without Ventilation Holes



Cover With Ventilation Holes



Glass Globe

### Electric Source

Use only at the rated voltage indicated on the lamp. If the source voltage rises by 6%, the lamp life may be shortened. If the source voltage drops by 10%, the lamp may not light up. The light output will be lower even after it can light up.

Never use with a direct current. Otherwise the lamp will stop working.

### Ambience

Use indoors at a room temperature ranging from 5°C to 35°C.

Never use where water may drop on the lamp. Never use in a humid atmosphere. This is extremely dangerous because it may cause an electric leak.

Never use in front of or over a room heater. Do not switch on and off frequently. Switching on and off may shorten the lamp service life.

Make sure that the lamp is firmly screwed into the socket. Otherwise, the lamp may drop or result in an electric disconnection.

### Notes

It takes the lamp about 1 second before it begins to light up. Output rapidly increases and the light fully lights within 30 seconds. The color of the light stabilizes in about 20 minutes.

In a cold room below 0°C, it may not light up or take even more time to light up. The light output will also be lower even after the lamp performance stabilizes.

When the lamp is switched on, first darkening and specks of mercury may be observed around the tube-end (the base-side and to top ends). But this is only a normal phenomenon of the lamp and does not indicate a malfunction.

To prevent risk of a burn, never touch it with bare hands or face while operation.

### Important

A short circuit fuse is built into this lamp. This prevents serious accidents from occurring if the lamp is used incorrectly.

No internal parts are available from the lamp manufacturer for repair. If it is damaged, do not attempt to disassemble or repair the lamp. Serious accidents may occur if a repaired lamp is installed.

Added weight may cause instability of free-standing portable lamps. Use only with portable lamps in which the distance from the bottom of the base to the top of the lamp holder does not exceed three(3) times minimum base width. Use only with portable table lamps which are .

This device is not intended for use with emergency exit fixtures or emergency lights.

For CNL product, "NOT FOR USE WHERE EXPOSED TO THE WEATHER" and "NOT FOR USE IN TOTALLY ENCLOSED RECESSED LUMINAIRES".

**Made in China**

Note: This equipment has been tested and found to comply with the limits for a consume equipment RF lighting device, pursuant to Part 18 of the FCC Rules. These limits are designed to provide reasonable protection against harmful interference in a residential installation. This equipment generates, uses and can radiate radio frequency energy and, if not installed and used in accordance with the instructions, may cause harmful interference to radio communications. However, there 's no guarantee that interference will not occur in a particular installation. If this equipment does cause harmful interference to radio or television reception, which can be determined by turning the equipment off and on, the user is encouraged to try to correct the interference by one or more of the following measures:

- Reorient or relocate the receiving antenna.
- Increase the separation between the equipment and receiver.
- Connect the equipment into an outlet on a circuit different from that to which the receiver is connected.
- Consult the dealer or an experienced radio/TV technician for help.

FCC Caution: Any changers or modifications not expressly approved by the grantee of this device could void the user's authority to operate this equipment.

"This product may cause interference to radio equipment and should not be installed near maritime safety communications equipment or other critical navigation or communication equipment operating between 0.45-30 MHz."