

Beijing Golden U Land Lighting Technology Development Co., Ltd.

Energy Saving Lamp

Model Number: 1003-15W(SRE-15)/1003-18W(SRE-18)/  
1003-20W(SRE-20)/1003-23W(SRE-23)/  
1003-26W(SRE-26)

Prepared for : Beijing Golden U Land Lighting Technology Development  
Co., Ltd.  
4F, No.8 Yard Dong Fang East Street,  
Chao Yang District, Beijing, China

Prepared By : Audix Technology (Shenzhen) Co., Ltd.  
No. 6, Ke Feng Rd., 52 Block,  
Shenzhen Science & Industrial Park,  
Nantou, Shenzhen, Guangdong, China

Tel: (0755) 6639496

Report Number : ACS-F02016  
Date of Test : Jan.26~30, 2002  
Date of Report : Feb.04, 2002

# TABLE OF CONTENTS

Description	Page
FCC Test Report for Declaration of Conformity	
<b>1. GENERAL INFORMATION .....</b>	<b>4</b>
1.1. Description of Device (EUT) .....	4
1.2. Test Facility .....	5
1.3. Test Uncertainty .....	5
<b>2. POWER LINE CONDUCTED EMISSION TEST .....</b>	<b>6</b>
2.1. Test Equipment.....	6
2.2. Block Diagram of Test Setup .....	6
2.3. Power Line Conducted Emission Test Limits .....	6
2.4. Configuration of EUT on Test.....	7
2.5. Operating Condition of EUT .....	7
2.6. Test Procedure .....	7
2.7. Power Line Conducted Emission Test Results.....	8
<b>3. RADIATED EMISSION TEST .....</b>	<b>13</b>
3.1. Test Equipment.....	13
3.2. Block Diagram of Test Setup .....	13
3.3. Radiated Emission Limit .....	14
3.4. EUT Configuration on Test .....	14
3.5. Operating Condition of EUT .....	14
3.6. Test Procedure .....	15
3.7. Radiated Emission Test Results .....	15
<b>4. MODIFICATION TO TEST SPECIFICATIONS.....</b>	<b>16</b>
<b>5. PHOTOGRAPH .....</b>	<b>17</b>
5.1. Photos of Power Line Conducted Emission Test .....	17
5.2. Photos of Radiated Emission Test (In Anechoic Chamber) .....	22
APPENDIX I	(11 pages)
APPENDIX II	(6 pages)

# TEST REPORT DECLARATION

Applicant : Beijing Golden U Land Lighting Technology Development Co., Ltd.  
Manufacturer : Beijing Golden U Land Lighting Technology Development Co., Ltd.  
Shenzhen Branch  
EUT Description : Energy Saving Lamp  
(A) MODEL NO. : 1003-15W(SRE-15)/1003-18W(SRE-18)/  
1003-20W(SRE-20)/1003-23W(SRE-23)/  
1003-26W(SRE-26)  
(B)POWER SUPPLY : 120V / 60Hz

Test Procedure Used:

FCC RULES AND REGULATIONS PART 18 SUBPART C RF LIGHTING DEVICES  
CONSUMER (1998) AND MP-5/1986

The device described above is tested by Audix Technology (Shenzhen) Co., Ltd. to determine the maximum emission levels emanating from the device. The maximum emission levels are compared to the FCC Part 18 Subpart C limits for radiation and conduction emissions. The test results are contained in this test report and Audix Technology (Shenzhen) Co., Ltd. is assumed of full responsibility for the accuracy and completeness of these measurements. Also, this report shows that the EUT is technically compliant with FCC requirements.

This report applies to above tested sample only. This report shall not be reproduced in part without written approval of Audix Technology (Shenzhen) Co., Ltd.


This report must not be used by the applicant to claim product endorsement by NVLAP or any agency of the U.S. Government.

Date of Test : Jan.26~30, 2002

Prepared by :   
Sunny Sang / Assistant

Reviewer :   
Lake Wang / Supervisor

For and on behalf of  
AUDIX TECHNOLOGY (SHENZHEN) CO.,LTD.

Approved & Authorized Signer :   
Alex Deng / Assistant Manager

Name of the Representative of the Responsible Party : \_\_\_\_\_

Signature : \_\_\_\_\_

# 1. GENERAL INFORMATION

## 1.1. Description of Device (EUT)

Description	:	Energy Saving Lamp
Model Number	:	1003-15W(SRE-15)/1003-18W(SRE-18)/ 1003-20W(SRE-20)/1003-23W(SRE-23)/ 1003-26W(SRE-26)
Applicant	:	Beijing Golden U Land Lighting Technology Development Co., Ltd. 4F, No.8 Yard Dong Fang East Street, Chao Yang District, Beijing, China
Manufacturer	:	Beijing Golden U Land Lighting Technology Development Co., Ltd. Shenzhen Branch No.26, the Third Road of Zhangkai Avenue, Huizhou, Guangdong, P.R. China
Date of Test	:	Jan.26~30, 2002

## 1.2. Test Facility

### Site Description

3m Anechoic Chamber	:	Certificated by FCC, USA Aug. 24, 2000
3m & 10m Open Site	:	Certificated by FCC, USA Jan. 29, 2001
EMC Lab.	:	Certificated by VCCI, Japan Oct. 29, 1998
		certificated by DATech, German Feb. 02, 1999
		certificated by NVLAP, USA NVLAP Code: 200372-0
		certificated by DNV, Norway May 26, 1999
Name of Firm	:	Audix Technology (Shenzhen) Co., Ltd.
Site Location	:	No. 6, Ke Feng Rd., 52 Block, Shenzhen Science & Industrial Park, Nantou, Shenzhen, Guangdong, China

## 1.3. Test Uncertainty

Conducted Emission Uncertainty =  $\pm 2.66\text{dB}$

Radiated Emission Uncertainty =  $\pm 4.26\text{dB}$

## 2. POWER LINE CONDUCTED EMISSION TEST

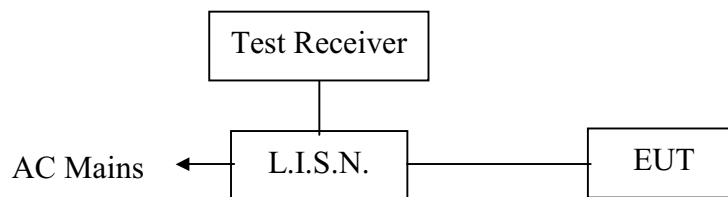
### 2.1. Test Equipment

The following test equipments are used during the power line conducted emission test:

Item	Equipment	Manufacturer	Model No.	Serial No.	Last Cal.	Cal. Interval
1.	Test Receiver	Rohde & Schwarz	ESHS20	836600/006	Jun. 03, 01	1 Year
2.	L.I.S.N.	Kyoritsu	KNW-407	8-541-4	Jun. 03, 01	1 Year
3.	Terminator	EMCO	50Ω	No. 1	Jun. 03, 01	1 Year
4.	Terminator	EMCO	50Ω	No. 2	Jun. 03, 01	1 Year
5.	RF Cable	FUJIKURA	RG-55/U	LISN Cable	Aug. 26, 01	1/2 Year
6.	Coaxial Switch	Anritsu	MP59B	M73989	Dec.01, 01	1/2 Year

### 2.2. Block Diagram of Test Setup

#### 2.2.1. Block diagram of connection between the EUT and simulators



*(EUT: Energy Saving Lamp)*

### 2.3. Power Line Conducted Emission Test Limits

Frequency MHz	Maximum RF Line Voltage	
	μV	dB(μV)
0.45 ~ 30	250	48

Remarks: RF Line Voltage (dB(μV)) = 20 log RF Line Voltage (μV)

## 2.4.Configuration of EUT on Test

The following equipment are installed on Power Line Conducted Emission Test to meet the commission requirement and operating regulations in a manner which tends to maximize its emission characteristics in a normal application.

### 2.4.1.Energy Saving Lamp (EUT)

Model Number	:	1003-15W(SRE-15)/1003-18W(SRE-18)/ 1003-20W(SRE-20)/1003-23W(SRE-23)/ 1003-26W(SRE-26)
Manufacturer	:	Beijing Golden U Land Lighting Technology Development Co., Ltd. Shenzhen Branch

## 2.5.Operating Condition of EUT

2.5.1.Setup the EUT and simulator as shown as Section 2.2.

2.5.2.Turn on the power of all equipment.

2.5.3.Let the EUT work in test mode (ON) and test it.

## 2.6.Test Procedure

The EUT is put on a table which is 0.8m above the ground , it is connected to the power mains through a line impedance stabilization network (L.I.S.N.). This provides a 50 ohm coupling impedance for the EUT. Please refer the block diagram of the test setup and photographs. Both sides of AC line are checked to find out the maximum conducted emission levels. In order to find the maximum emission levels, the relative positions of equipment and all of the interface cables shall be changed according to ANSI C63.4-1992 on Conducted Emission Test.

The bandwidth of test receiver (R & S ESHS20) is set at 10KHz.

The frequency range from 450KHz to 30MHz is checked.

The test result are reported on Section 2.7., all the scanning waveforms for Conducted Emission Test are attached in Appendix I.

## 2.7.Power Line Conducted Emission Test Results

**PASS.**

The frequency range from 450KHz to 30 MHz is investigated.

All emissions not reported below are too low against the prescribed limits.

Date of Test :	Jan. 29, 2002	Temperature :	24°C
EUT :	Energy Saving Lamp	Humidity :	56%
Model No. :	1003-15W(SRE-15)	Test Mode :	ON
Test Engineer :	Sean		

Frequency MHz	Reading		Limit dB(μV)
	Phase VA dB(μV)	Phase VB dB(μV)	
0.537	*	39.4	48.00
0.565	37.2	*	48.00
0.738	*	39.1	48.00
0.828	40.5	*	48.00
0.900	41.3	*	48.00
0.971	*	39.7	48.00
1.242	*	42.9	48.00
1.273	40.5	*	48.00
<b>1.298</b>	*	<b>44.2</b>	<b>48.00</b>
6.375	30.1	*	48.00
8.159	29.1	*	48.00
8.479	*	24.8	48.00

Remark: 1. All readings are Quasi-Peak values.

2. The worst emission is detected at 1.298 MHz with corrected signal level of 44.2dB(μV) (limit is 48.00 dB(μV)) when the VB side of the EUT is connected to L.I.S.N.



Date of Test :	Jan. 26, 2002	Temperature :	24°C
EUT :	Energy Saving Lamp	Humidity :	56%
Model No. :	1003-18W(SRE-18)	Test Mode :	ON
Test Engineer :	Sean		

Frequency MHz	Reading		Limit dB(μV)
	Phase VA dB(μV)	Phase VB dB(μV)	
0.544	*	37.1	48.00
0.557	36.7	*	48.00
0.653	*	37.6	48.00
0.997	*	37.8	48.00
<b>1.165</b>	*	<b>37.9</b>	<b>48.00</b>
1.248	35.0	*	48.00
1.714	35.2	*	48.00
1.803	*	37.1	48.00
1.833	36.0	*	48.00
5.793	29.2	*	48.00
6.314	*	32.0	48.00
6.357	29.6	*	48.00

Remark: 1. All readings are Quasi-Peak values.  
2. The worst emission is detected at 1.165 MHz with corrected signal level of 37.9dB(μV) (limit is 48.00 dB(μV)) when the VB side of the EUT is connected to L.I.S.N.

Date of Test :	Jan. 26, 2002	Temperature :	24°C
EUT :	Energy Saving Lamp	Humidity :	56%
Model No. :	1003-20W(SRE-20)	Test Mode :	ON
Test Engineer :	Sean		

Frequency MHz	Reading		Limit dB(μV)
	Phase VA dB(μV)	Phase VB dB(μV)	
0.502	*	38.8	48.00
0.518	39.1	*	48.00
0.566	*	39.6	48.00
<b>0.766</b>	*	<b>39.4</b>	<b>48.00</b>
0.839	39.2	*	48.00
0.920	*	39.2	48.00
1.223	*	38.9	48.00
1.236	38.0	*	48.00
1.936	38.9	*	48.00
5.438	*	35.2	48.00
5.516	34.5	*	48.00
9.131	28.6	*	48.00

Remark: 1. All readings are Quasi-Peak values.  
2. The worst emission is detected at 0.766 MHz with corrected signal level of 39.4dB(μV) (limit is 48.00 dB(μV)) when the VB side of the EUT is connected to L.I.S.N.

Date of Test :	Jan. 29, 2002	Temperature :	24°C
EUT :	Energy Saving Lamp	Humidity :	56%
Model No. :	1003-23W(SRE-23)	Test Mode :	ON
Test Engineer :	Sean		

Frequency MHz	Reading		Limit dB(μV)
	Phase VA dB(μV)	Phase VB dB(μV)	
0.508	38.5	*	48.00
0.528	*	36.9	48.00
0.704	*	35.7	48.00
0.747	40.7	*	48.00
0.876	40.1	*	48.00
0.939	*	37.4	48.00
0.954	41.2	*	48.00
1.010	*	37.2	48.00
<b>1.031</b>	<b>41.8</b>	*	<b>48.00</b>
1.757	*	33.5	48.00
5.611	*	31.3	48.00
5.766	30.1	*	48.00

- Remark:
1. All readings are Quasi-Peak values.
  2. The worst emission is detected at 1.031 MHz with corrected signal level of 41.8dB(μV) (limit is 48.00 dB(μV)) when the VA side of the EUT is connected to L.I.S.N.

Date of Test :	Jan. 26, 2002	Temperature :	24°C
EUT :	Energy Saving Lamp	Humidity :	56%
Model No. :	1003-26W(SRE-26)	Test Mode :	ON
Test Engineer :	Sean		

Frequency MHz	Reading		Limit dB(μV)
	Phase VA dB(μV)	Phase VB dB(μV)	
0.484	*	36.5	48.00
0.490	37.2	*	48.00
0.634	*	36.9	48.00
0.636	36.3	*	48.00
0.781	*	36.1	48.00
0.960	32.6	*	48.00
1.231	*	35.1	48.00
1.474	34.3	*	48.00
1.534	*	35.3	48.00
<b>1.571</b>	<b>37.1</b>	*	<b>48.00</b>
4.827	23.2	*	48.00
4.930	*	26.4	48.00

Remark: 1. All readings are Quasi-Peak values.  
2. The worst emission is detected at 1.571 MHz with corrected signal level of 37.1dB(μV) (limit is 48.00 dB(μV)) when the VA side of the EUT is connected to L.I.S.N.

### 3. RADIATED EMISSION TEST

#### 3.1. Test Equipment


The following test equipments are used during the radiated emission test:

##### 3.1.1. For Anechoic Chamber

Item	Equipment	Manufacturer	Model No.	Serial No.	Last Cal.	Cal. Interval
1.	EMI Test Receiver	HP	85422E	3625A00181	Jun. 03, 01	1 Year
2.	Test Receiver	Rohde & Schwarz	ESVS20	830350/005	Jun. 03, 01	1 Year
3.	Amplifier	HP	8447D	2944A07794	Jun. 02, 01	1/2 Year
4.	Bilog Antenna	Chase	CBL6112A	2176	Mar. 24, 01	1 Year
5.	Computer	N/A	N/A	N/A	N/A	N/A
6.	Printer	NEC	P3800	568101448	N/A	N/A
7.	RF Cable	MIYAZAKI	5D-2W	3# Chamber No.1	Feb.08, 01	1/2 Year
8.	RF Cable	MIYAZAKI	5D-2W	3# Chamber No.2	Feb.08, 01	1/2 Year
9.	RF Cable	FUJIKURA	RG-55/U	3# Chamber No.3	Feb.08, 01	1/2 Year
10.	RF Cable	FUJIKURA	RG-55/U	3# Chamber No.4	Feb.08, 01	1/2 Year
11.	Coaxial Switch	Anritsu	MP59B	M74389	Jun. 02, 01	1/2 Year

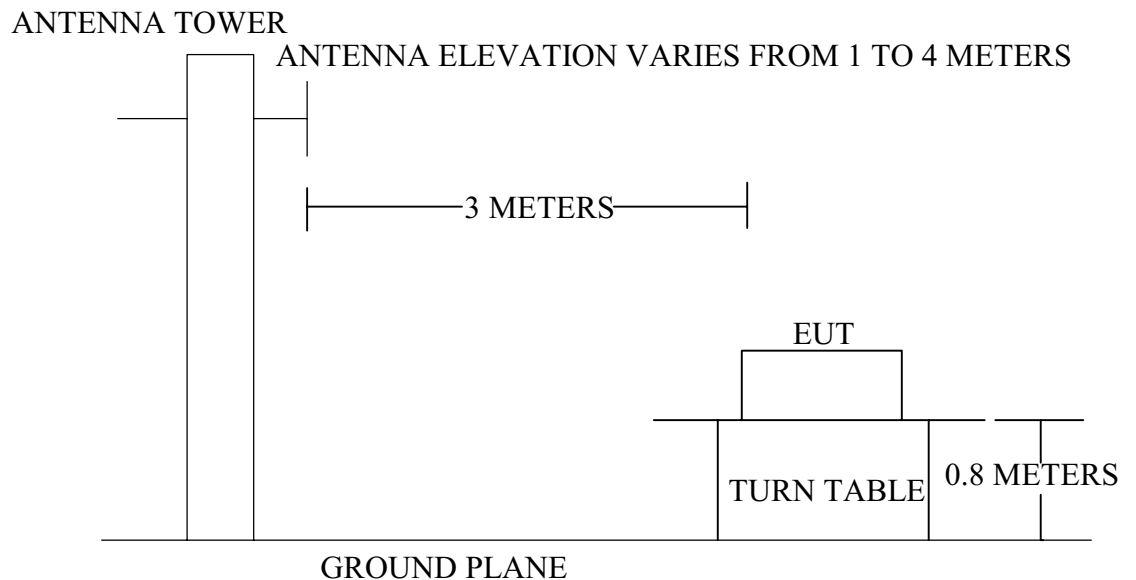
#### 3.2. Block Diagram of Test Setup

##### 3.2.1. Block diagram of connection between the EUT and simulators



(EUT: Energy Saving Lamp)

##### 3.2.2. Test Setup Diagram in Anechoic Chamber



### 3.3.Radiated Emission Limit

FREQUENCY MHz	DISTANCE Meters	FIELD STRENGTHS LIMIT	
		μV/m	dB(μV)/m
30 ~ 88	3	100	40.0
88 ~ 216	3	150	43.5
216 ~ 960	3	200	46.0
960 ~ 1000	3	500	54.0

- Remark :
- (1) Emission level (dB)μV = 20 log Emission level μV/m
  - (2) The smaller limit shall apply at the cross point between two frequency bands.
  - (3) Distance is the distance in meters between the measuring instrument, antenna and the closest point of any part of the device or system.

### 3.4.EUT Configuration on Test

The following equipment are installed on Radiated Emission Test to meet the commission requirements and operating regulations in a manner which tends to maximize its emission characteristics in normal application.

#### 3.4.1.Energy Saving Lamp (EUT)

Model Number : 1003-15W(SRE-15)/1003-18W(SRE-18)/  
1003-20W(SRE-20)/1003-23W(SRE-23)/  
1003-26W(SRE-26)

Manufacturer : Beijing Golden U Land Lighting Technology Development  
Co., Ltd. Shenzhen Branch

### 3.5.Operating Condition of EUT

1. Setup the EUT as shown in Section 3.2..
2. Let the EUT work in test mode (ON) and test it.

### 3.6. Test Procedure

The EUT and its simulators are placed on a turn table, which is 0.8 meter high above the ground. The turn table can rotate 360 degrees to determine the position of the maximum emission level. The EUT is set 3.0 meters away from the receiving antenna, which is mounted on an antenna tower. The antenna can be moved up and down between 1.0 meter and 4 meters to find out the maximum emission levels. Broadband antenna (calibrated bilog antenna) is used as receiving antenna. Both horizontal and vertical polarization of the antenna are set on test. In order to find the maximum emission levels, all of the interface cables must be manipulated according to MP-5/1986 on Radiated Emission Test.

The bandwidth of the EMI test receiver (R&S ESVS20) is set at 120KHz.

The frequency range from 30MHz to 1000MHz is checked.

The test mode (ON) are tested in Anechoic Chamber and all the scanning waveforms are attached in Appendix II.

### 3.7. Radiated Emission Test Results

**PASS.**

The frequency range from 30MHz to 1000MHz is investigated.

Please see the following pages.

As the peak value is too low against the limit, So the Quasi-peak and average value had been omitted. Please see Appendix II.

#### **4. MODIFICATION TO TEST SPECIFICATIONS**

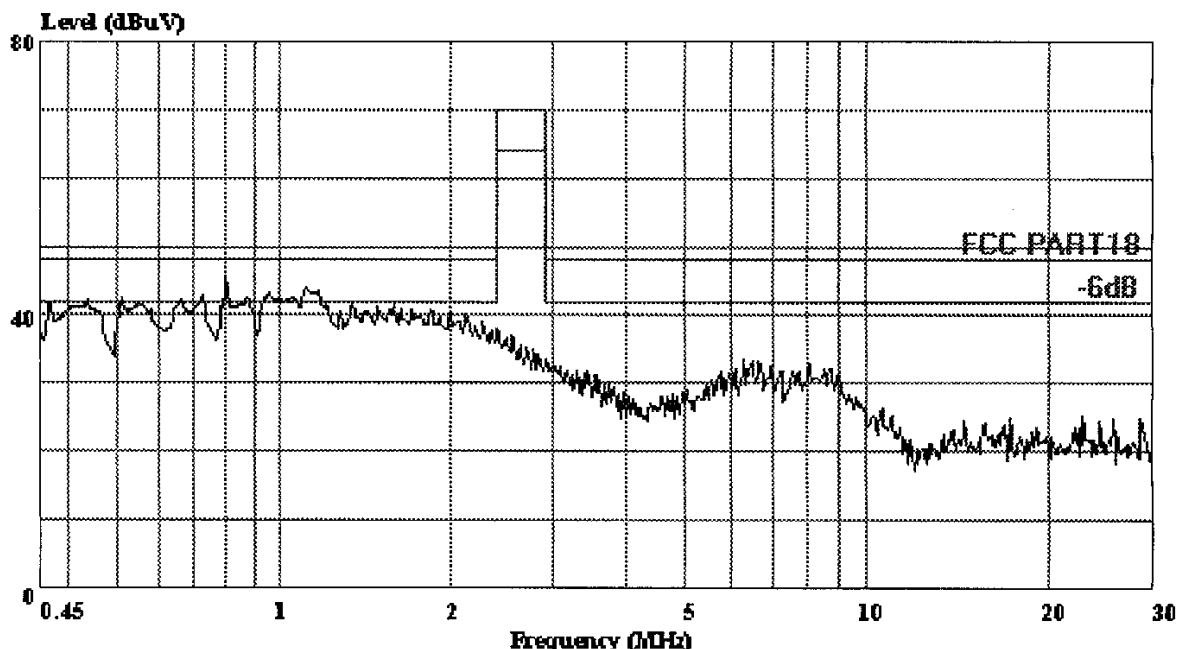
[ NONE]



# APPENDIX I

Data#: 27 File#: Golden U Land Lighting.EMI

Date: 2002-01-29 Time: 19:13:48



AUDIX TECHNOLOGY (SHENZHEN) CO., LTD. (Audix ATC)

Trace:

Ref Trace:

Condition: FCC PART18  
EUT: : Energy Saving Lamp  
M/N: : 1003-15 (SRE-15)  
OP Cond: : On  
Tested By: Sean Xing  
Test Spec: 120Vac/60Hz Va  
Comment: : Temp: 24°C  
: Humi: 56%

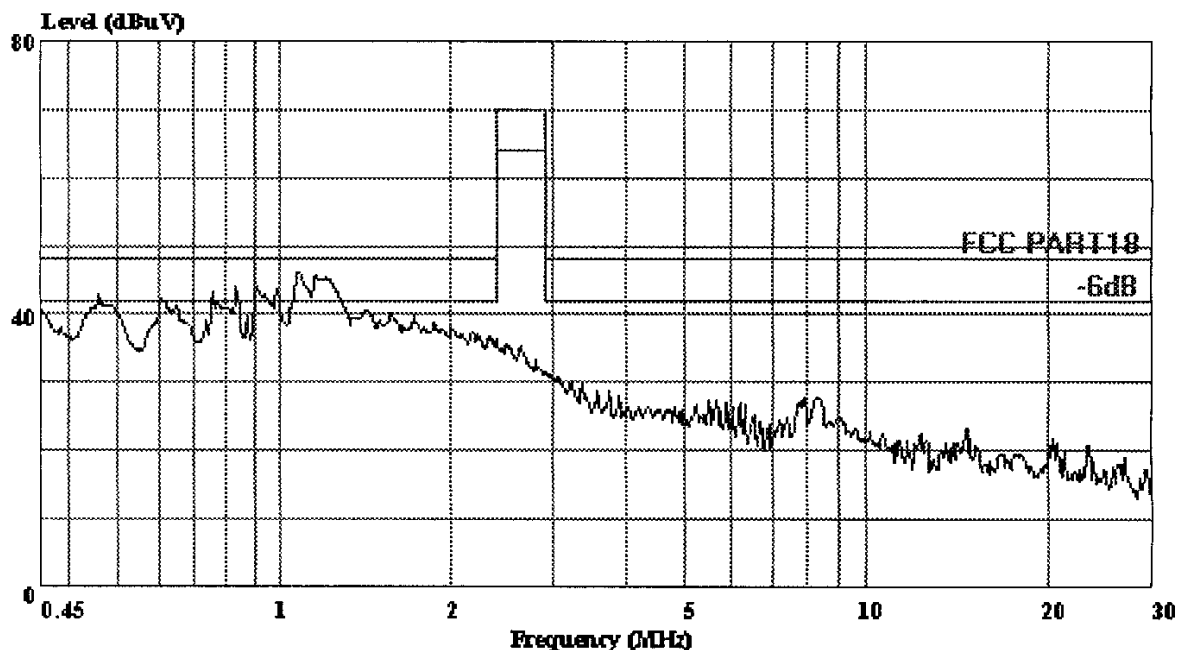


AUDIX TECHNOLOGY (SHENZHEN) CO., LTD.

Shenzhen Science & Ind Park  
Nantou, Guangdong, China  
Tel: 0755-6639495~7  
Fax: 0755-6632877

Data#: 26 File#: Golden U Land Lighting.EMI

Date: 2002-01-29 Time: 19:07:06



AUDIX TECHNOLOGY (SHENZHEN) CO., LTD. (Audix ATC)

Trace:

Ref Trace:

Condition: FCC PART18

EUT: : Energy Saving Lamp

M/N: : 1003-15 (SRE-15)

OP Cond: : On

Tested By: Sean Xing

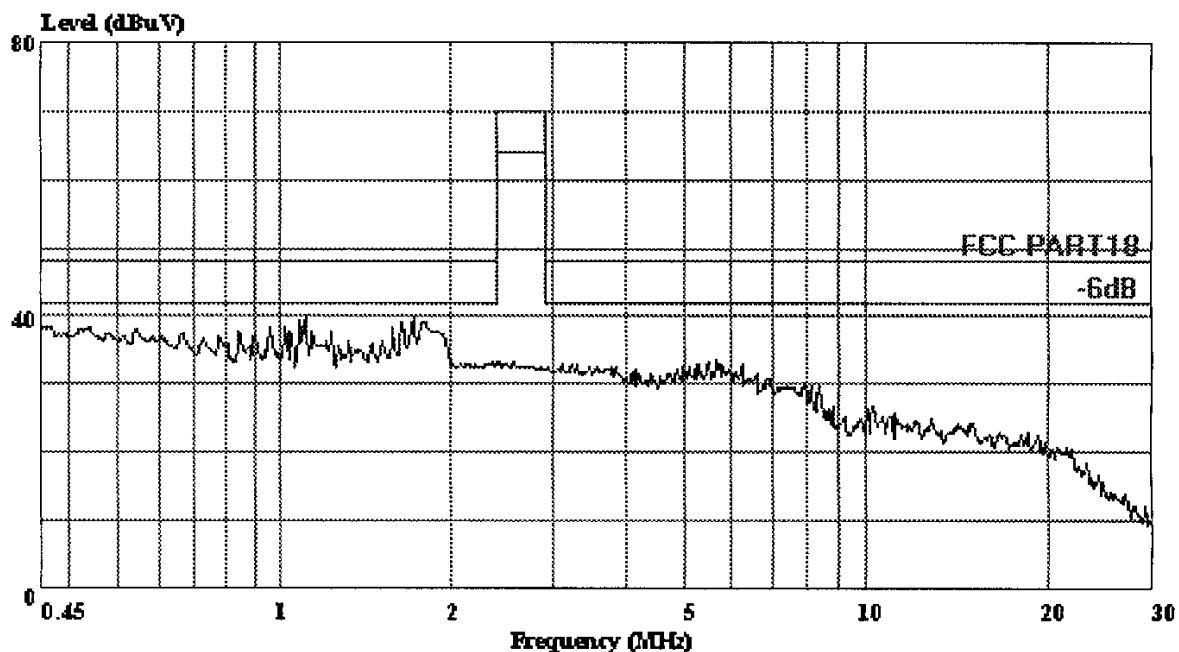
Test Spec: 120Vac/60Hz Vb

Comment: : Temp: 24°C

: Humi: 56%

Data#: 1 File#: Golden U Land Lighting.EMI

Date: 2002-01-26 Time: 11:20:28



AUDIX TECHNOLOGY (SHENZHEN) CO., LTD. (Audix ATC)

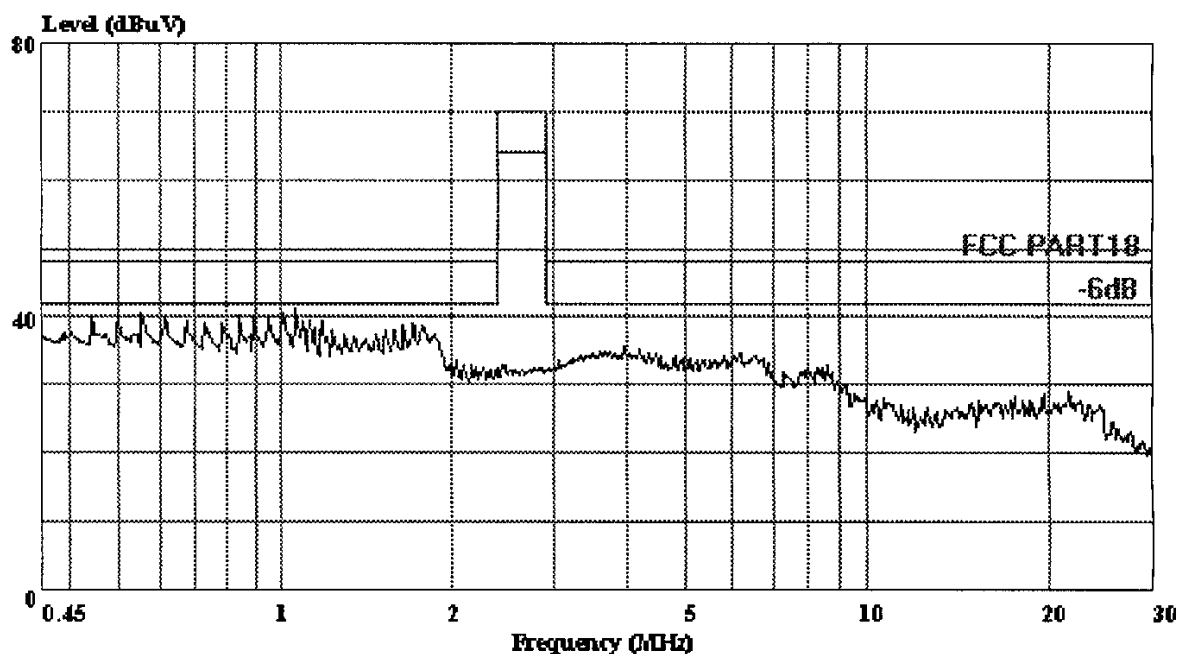
Trace:

Ref Trace:

Condition: FCC PART18  
EUT: : Energy Saving Lamp  
M/N: : 1003-18 (SRE-18)  
OP Cond: : On  
Tested By:: Sean Xing  
Test Spec:: 120Vac/60Hz Va  
Comment: : Temp:24'C  
: Humi:56%

Data#: 2 File#: Golden U Land Lighting.EMI

Date: 2002-01-26 Time: 11:29:57



AUDIX TECHNOLOGY (SHENZHEN) CO., LTD. (Audix ATC)

Trace:

Ref Trace:

Condition: FCC PART18  
EUT: : Energy Saving Lamp  
M/N: : 1003-18 (SRE-18)  
OP Cond: : On  
Tested By:: Sean Xing  
Test Spec:: 120Vac/60Hz Vb  
Comment: : Temp:24'C  
: Humi:56%

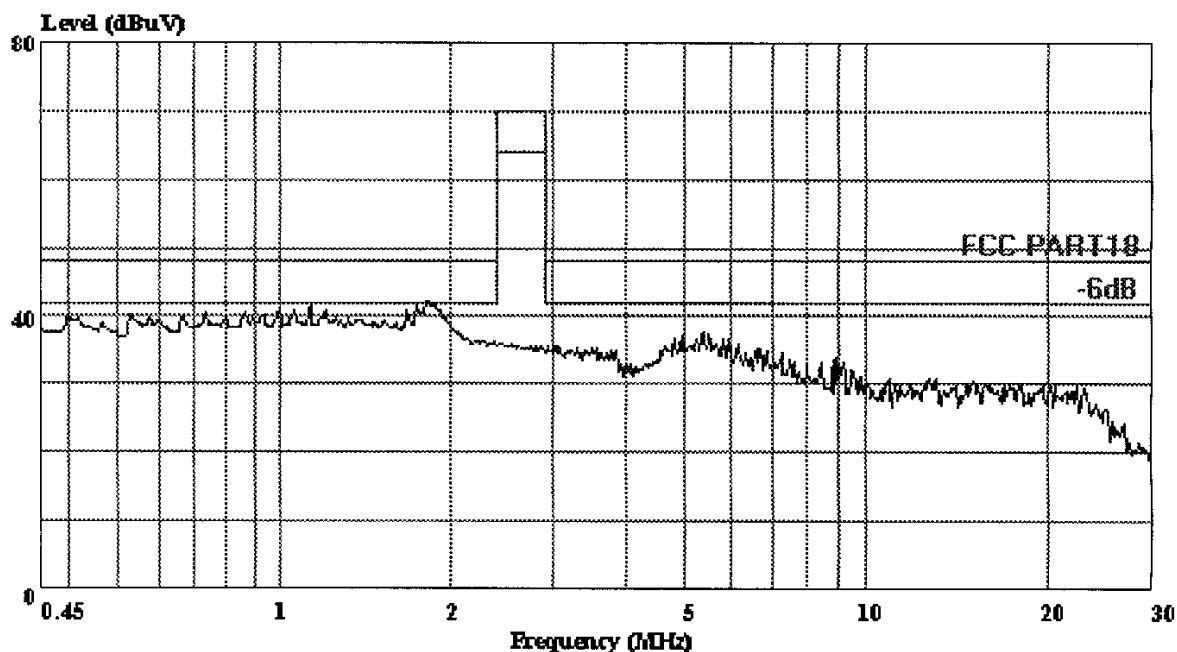


AUDIX TECHNOLOGY (SHENZHEN) CO., LTD.

Shenzhen Science & Ind Park  
Nantou, Guangdong, China  
Tel: 0755-6639495~7  
Fax: 0755-6632877

Data#: 4 File#: Golden U Land Lighting.EMI

Date: 2002-01-26 Time: 11:53:58



AUDIX TECHNOLOGY (SHENZHEN) CO., LTD. (Audix ATC)

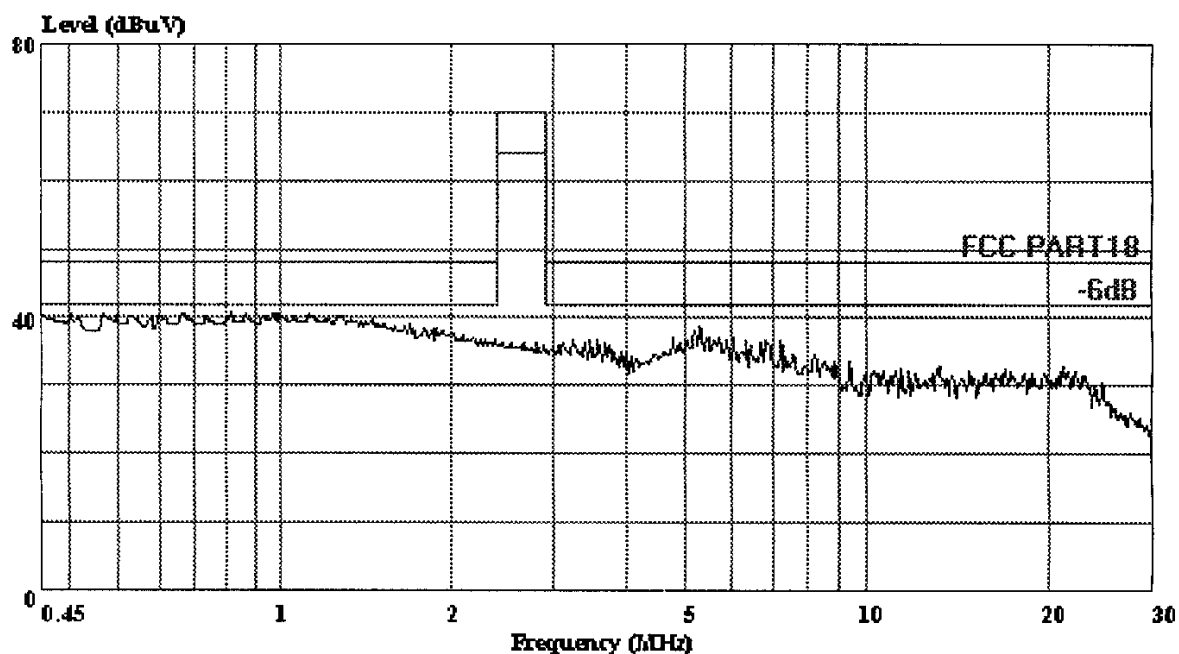
Trace:

Ref Trace:

Condition: FCC PART18  
EUT: : Energy Saving Lamp  
M/N: : 1003-20 (SRE-20)  
OP Cond: : On  
Tested By: Sean Xing  
Test Spec: 120Vac/60Hz Va  
Comment: : Temp: 24°C  
: Humi: 56%

Data#: 3      File#: Golden U Land Lighting.EMI

Date: 2002-01-26    Time: 11:46:58



AUDIX TECHNOLOGY (SHENZHEN) CO., LTD. (Audix ATC)

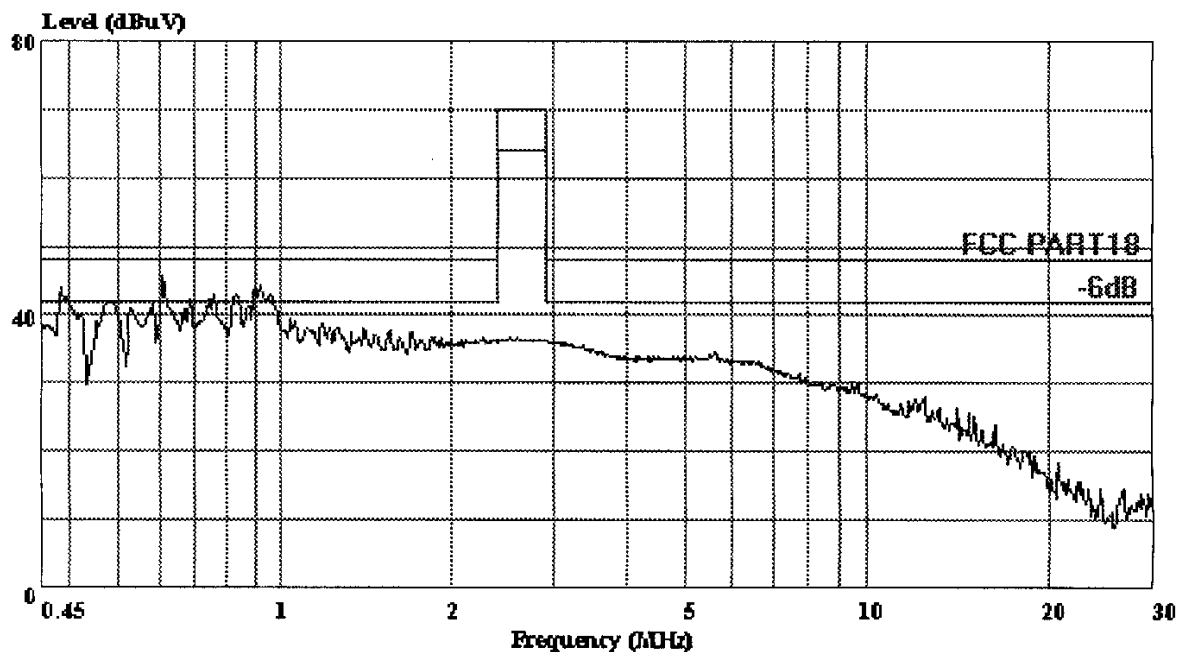
Trace:

Ref Trace:

Condition: FCC PART18  
EUT:       : Energy Saving Lamp  
M/N:       : 1003-20 (SRE-20)  
OP Cond:   : On  
Tested By:: Sean Xing  
Test Spec:: 120Vac/60Hz   Vb  
Comment:   : Temp:24'C  
            : Humi:56%

Data#: 24 File#: Golden U Land Lighting.EMI

Date: 2002-01-29 Time: 18:42:21



AUDIX TECHNOLOGY (SHENZHEN) CO., LTD. (Audix ATC)

Trace:

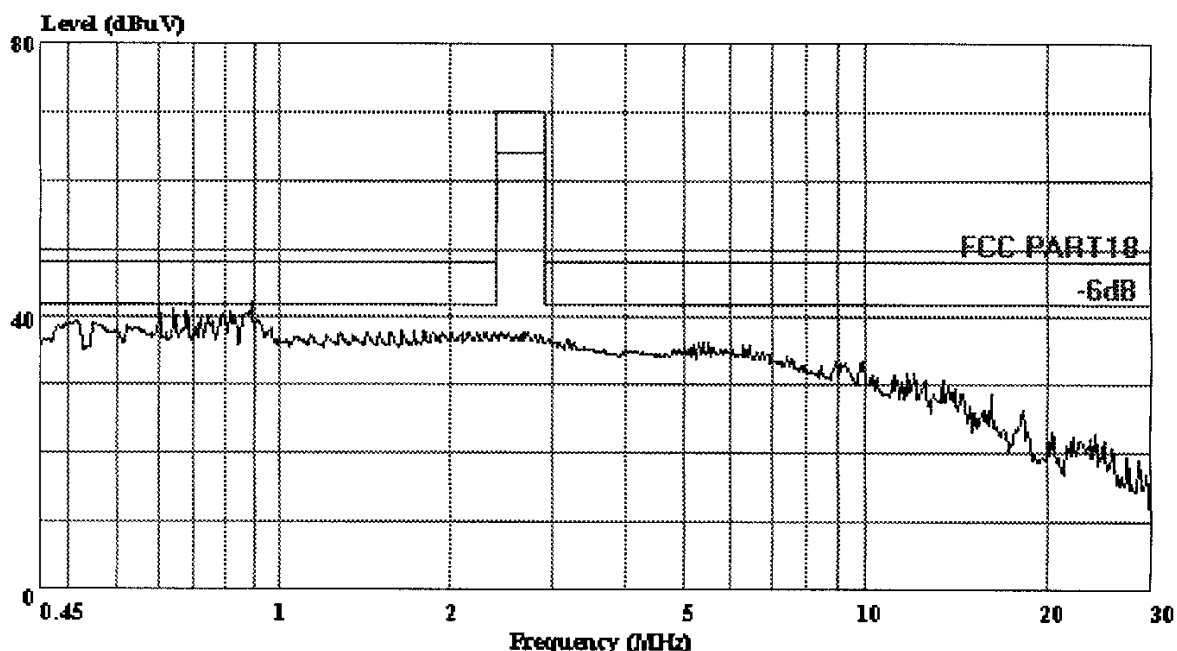
Ref Trace:

Condition: FCC PART18  
EUT: : Energy Saving Lamp  
M/N: : 1003-23 (SRE-23)  
OP Cond: : On  
Tested By: Sean Xing  
Test Spec: 120Vac/60Hz Va  
Comment: : Temp: 24°C  
: Humi: 56%



Data#: 25      File#: Golden U Land Lighting.EMI

Date: 2002-01-29    Time: 18:56:34



AUDIX TECHNOLOGY (SHENZHEN) CO., LTD. (Audix ATC)

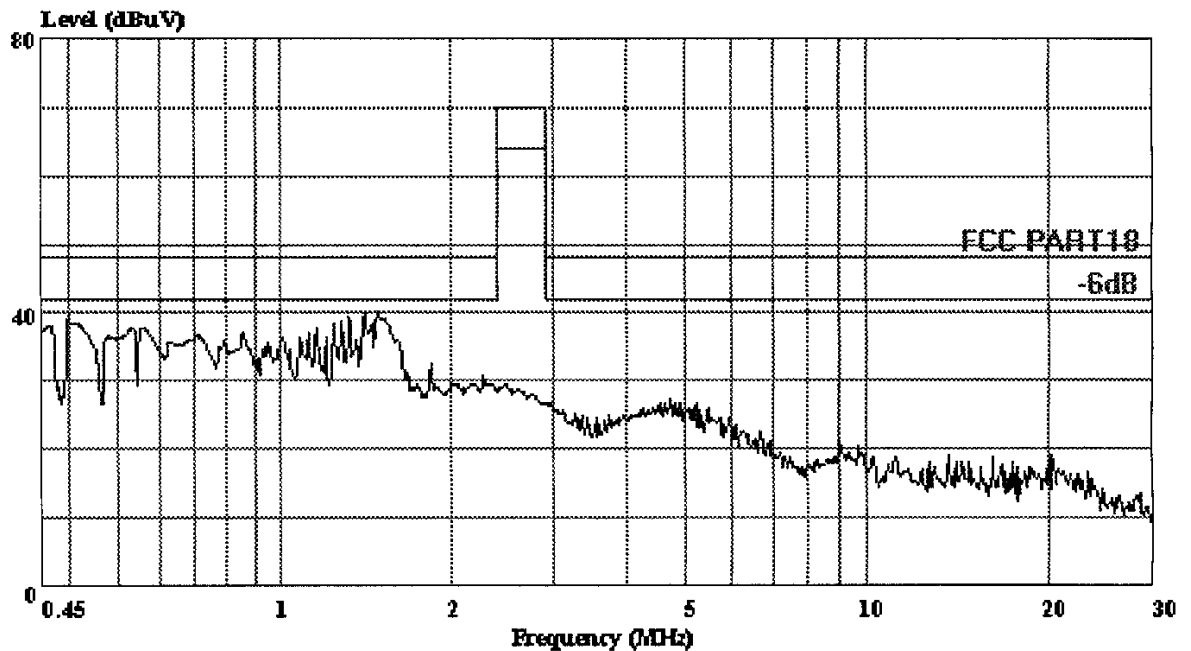
Trace:

Ref Trace:

Condition: FCC PART18  
EUT: : Energy Saving Lamp  
M/N: : 1003-23 (SRE-23)  
OP Cond: : On  
Tested By: Sean Xing  
Test Spec: 120Vac/60Hz Vb  
Comment: : Temp: 24°C  
: Humi: 56%

Data#: 5 File#: Golden U Land Lighting.EMI

Date: 2002-01-26 Time: 12:22:10



AUDIX TECHNOLOGY (SHENZHEN) CO., LTD. (Audix ATC)

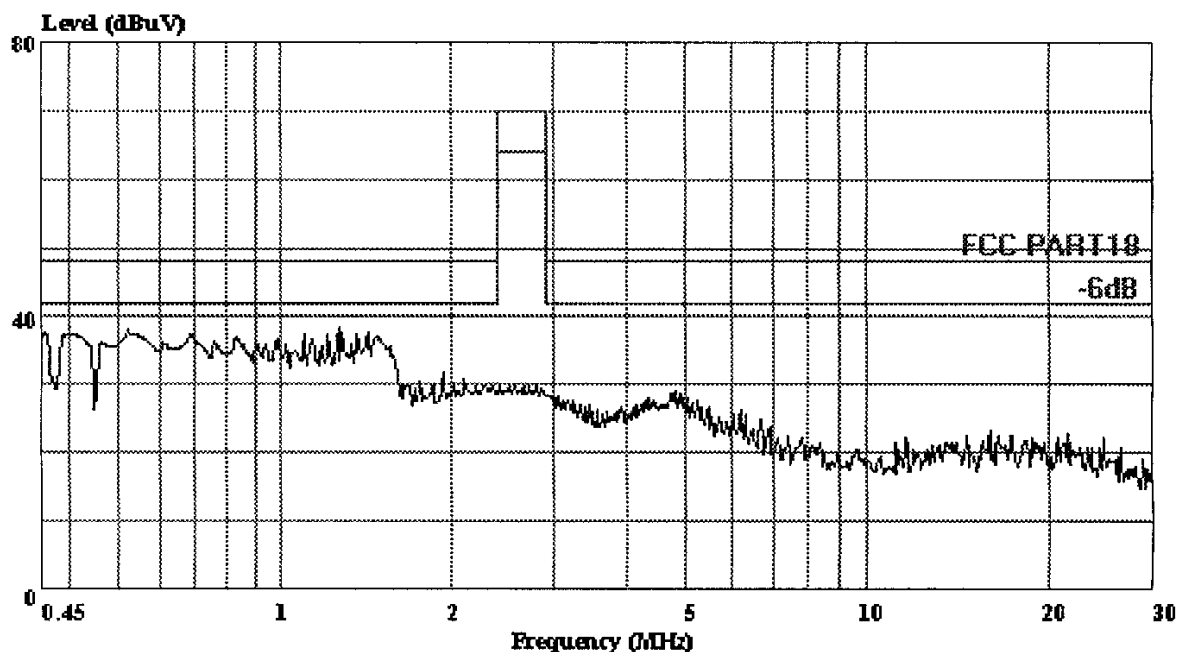
Trace:

Ref Trace:

Condition: FCC PART18  
EUT: : Energy Saving Lamp  
M/N: : 1003-26 (SRE-26)  
OP Cond: : On  
Tested By:: Sean Xing  
Test Spec:: 120Vac/60Hz Va  
Comment: : Temp:24'C  
: Humi:56%

Data#: 6 File#: Golden U Land Lighting.EMI

Date: 2002-01-26 Time: 12:28:11



AUDIX TECHNOLOGY (SHENZHEN) CO., LTD. (Audix ATC)

Trace:

Ref Trace:

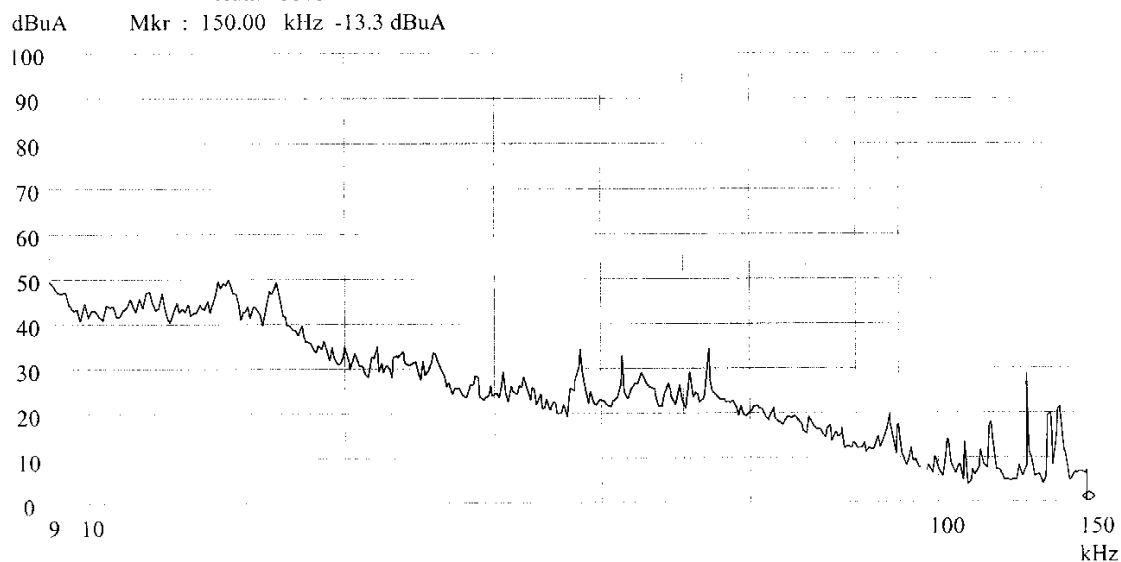
Condition: FCC PART18  
EUT: : Energy Saving Lamp  
M/N: : 1003-26 (SRE-26)  
OP Cond: : On  
Tested By:: Sean Xing  
Test Spec:: 120Vac/60Hz Vb  
Comment: : Temp:24'C  
: Humi:56%

# **APPENDIX II**

# Emission Test FCC PART 18

30. Jan 02 16:01

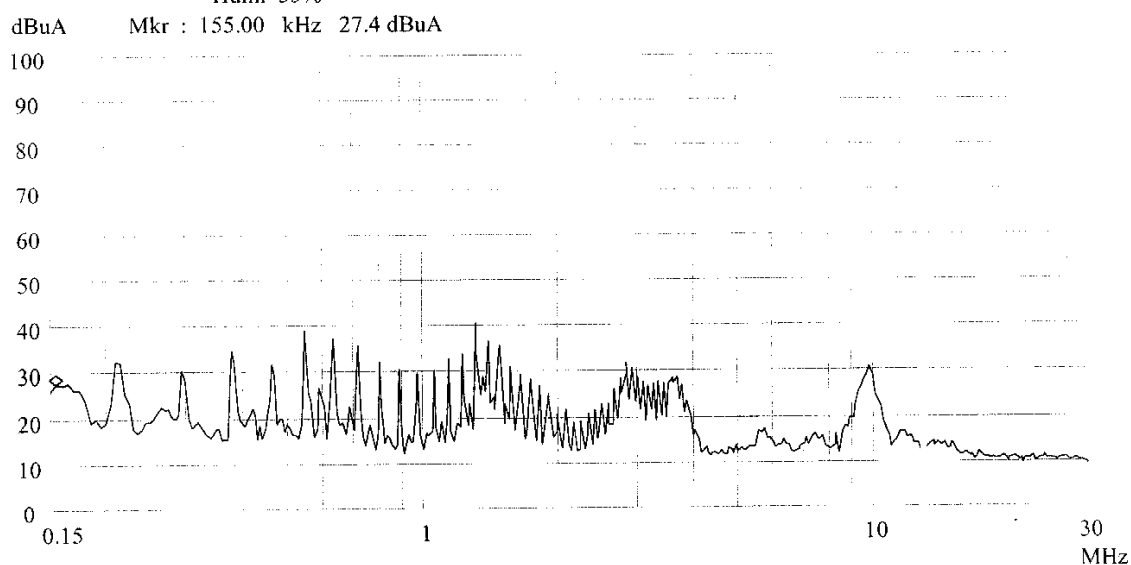
EUT: ENERGY SAVING LAMP M/N: 1003-15(SRE-15)  
Manuf: GOLDEN U LAND LIGHTING  
On Cond: ON  
Operator: SEAN XING  
Test Spec: 120Vac/60Hz  
Comment: Tem 22'C  
Humi 55%



# Emission Test FCC PART 18

30. Jan 02 16:06

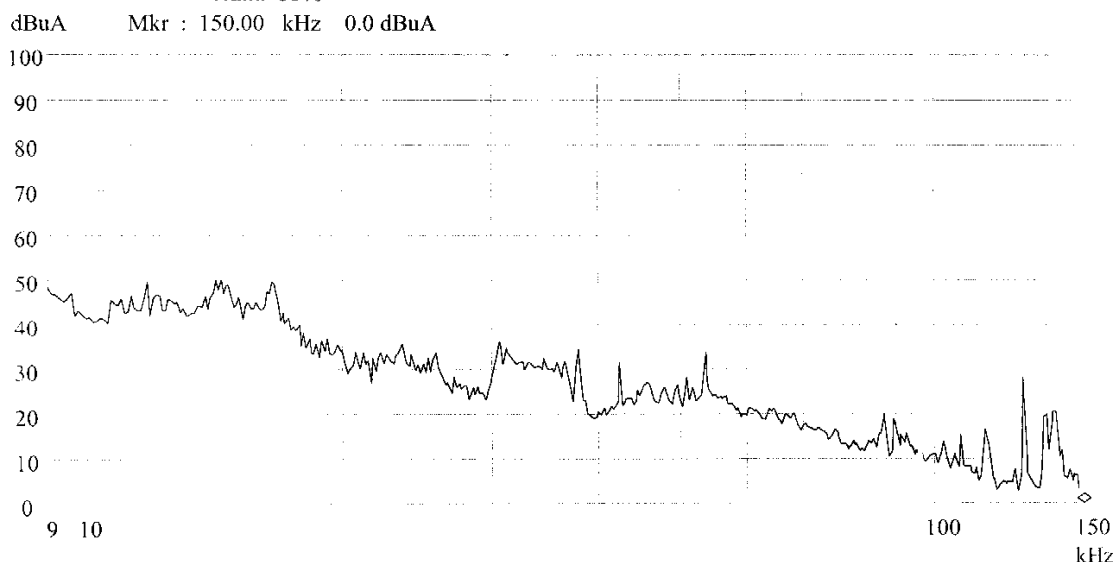
EUT: ENERGY SAVING LAMP M/N: 1003-15(SRE-15)  
Manuf: GOLDEN U LAND LIGHTING  
On Cond: ON  
Operator: SEAN XING  
Test Spec: 120Vac/60Hz  
Comment: Tem 22'C  
Humi 55%



## Emission Test FCC PART 18

30. Jan 02 16:20

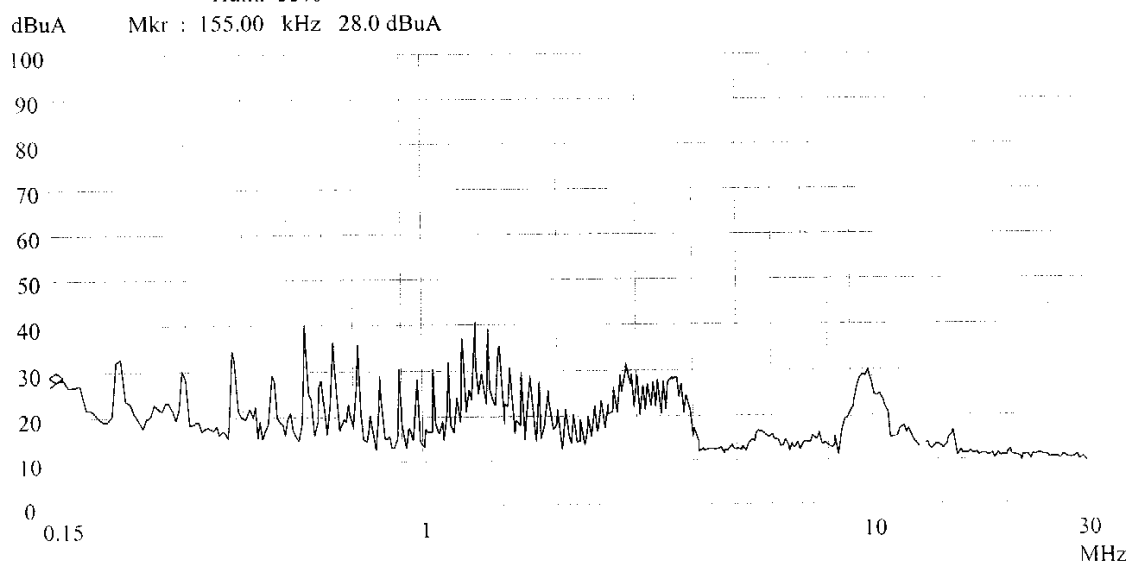
EUT: ENERGY SAVING LAMP M/N: 1003-18(SRE-18)  
Manuf: GOLDEN U LAND LIGHTING  
On Cond: ON  
Operator: SEAN XING  
Test Spec: 120Vac/60Hz  
Comment: Tem 22°C  
Humi 55%



## Emission Test FCC PART 18

30. Jan 02 16:16

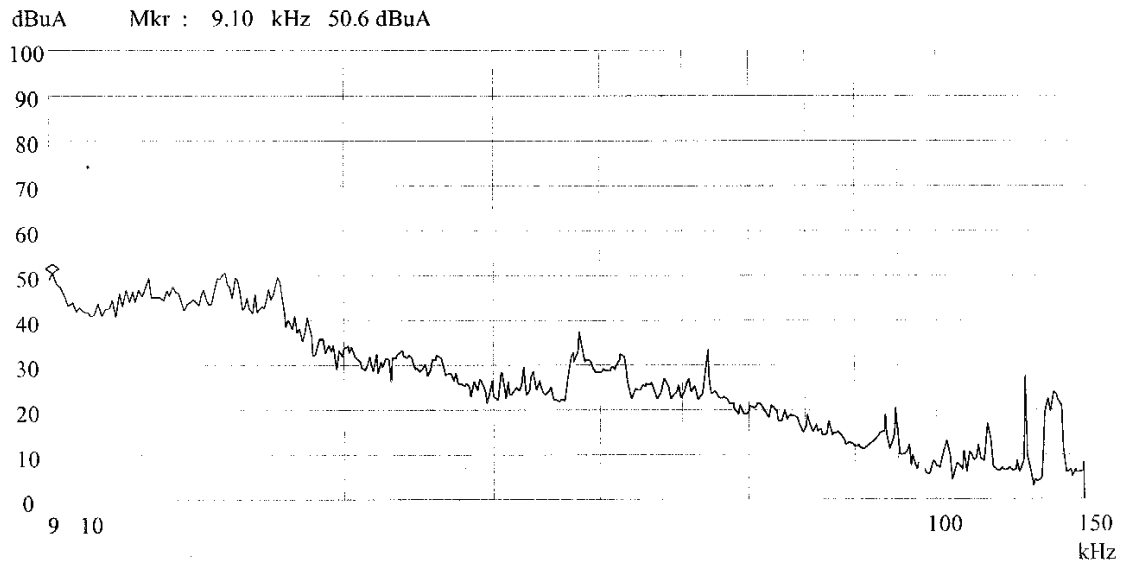
EUT: ENERGY SAVING LAMP M/N: 1003-18(SRE-18)  
Manuf: GOLDEN U LAND LIGHTING  
On Cond: ON  
Operator: SEAN XING  
Test Spec: 120Vac/60Hz  
Comment: Tem 22°C  
Humi 55%



## Emission Test FCC PART 18

30. Jan 02 16:29

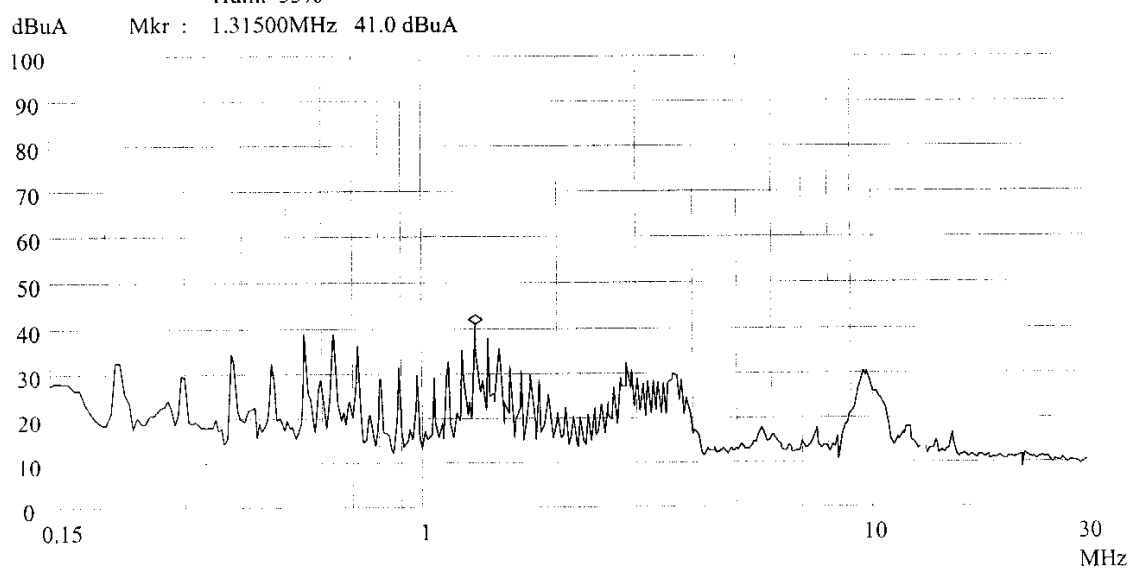
EUT: ENERGY SAVING LAMP M/N: 1003-20(SRE-20)  
Manuf: GOLDEN U LAND LIGHTING  
On Cond: ON  
Operator: SEAN XING  
Test Spec: 120Vac/60Hz  
Comment: Tem 22°C  
Humi 55%



## Emission Test FCC PART 18

30. Jan 02 16:35

EUT: ENERGY SAVING LAMP M/N: 1003-20(SRE-20)  
Manuf: GOLDEN U LAND LIGHTING  
On Cond: ON  
Operator: SEAN XING  
Test Spec: 120Vac/60Hz  
Comment: Tem 22°C  
Humi 55%

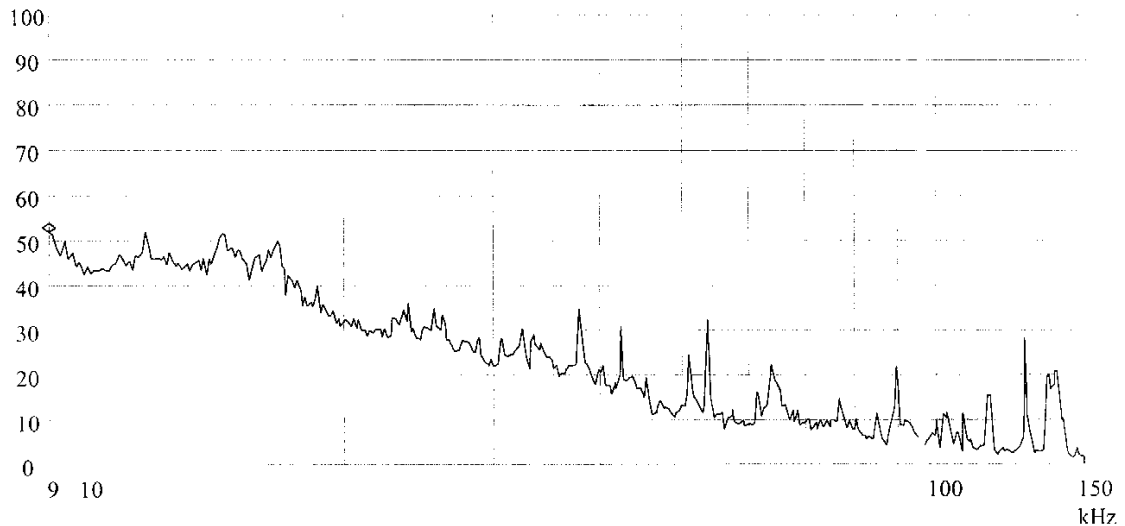


## Emission Test FCC PART 18

30. Jan 02 16:49

EUT: ENERGY SAVING LAMP M/N: 1003-23(SRE-23)  
Manuf: GOLDEN U LAND LIGHTING  
On Cond: ON  
Operator: SEAN XING  
Test Spec: 120Vac/60Hz  
Comment: Tem 22°C  
Humi 55%

dBuA Mkr : 9.00 kHz 51.9 dBuA

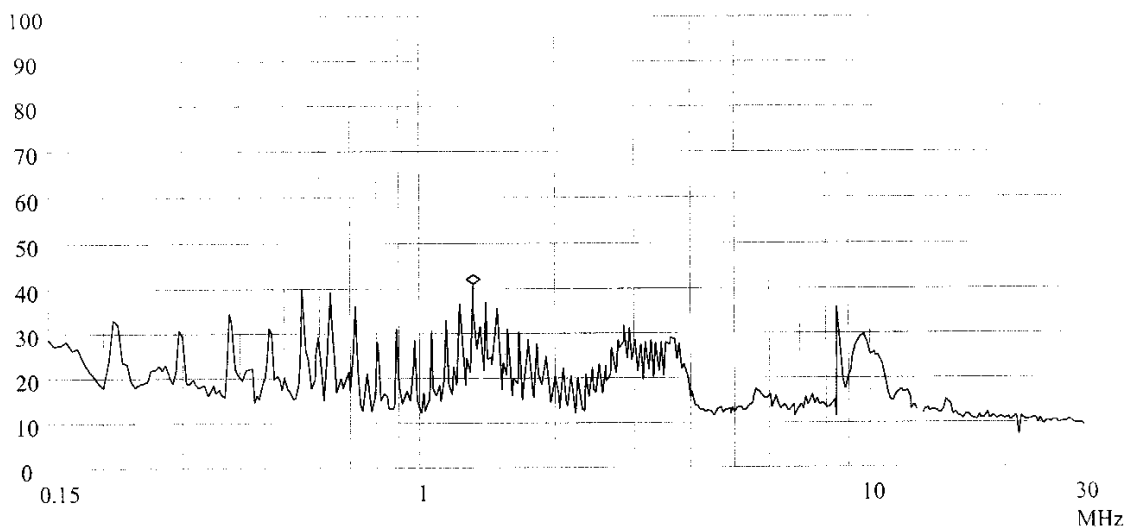


## Emission Test FCC PART 18

30. Jan 02 16:45

EUT: ENERGY SAVING LAMP M/N: 1003-23(SRE-23)  
Manuf: GOLDEN U LAND LIGHTING  
On Cond: ON  
Operator: SEAN XING  
Test Spec: 120Vac/60Hz  
Comment: Tem 22°C  
Humi 55%

dBuA Mkr : 1.31500MHz 41.0 dBuA



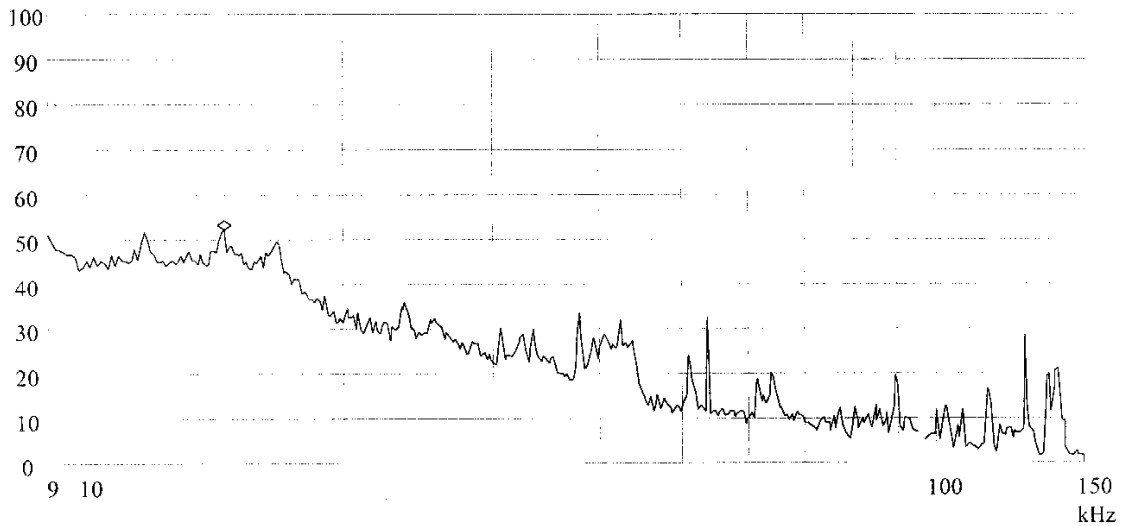


## Emission Test FCC PART 18

30. Jan 02 16:57

EUT: ENERGY SAVING LAMP M/N: 1003-26(SRE-26)  
Manuf: GOLDEN U LAND LIGHTING  
On Cond: ON  
Operator: SEAN XING  
Test Spec: 120Vac/60Hz  
Comment: Tem 22°C  
Humi 55%

dBuA Mkr : 14.50 kHz 52.2 dBuA



## Emission Test FCC PART 18

30. Jan 02 17:03

EUT: ENERGY SAVING LAMP M/N: 1003-26(SRE-26)  
Manuf: GOLDEN U LAND LIGHTING  
On Cond: ON  
Operator: SEAN XING  
Test Spec: 120Vac/60Hz  
Comment: Tem 22°C  
Humi 55%

dBuA Mkr : 1.31500MHz 41.1 dBuA

