

Open size: 9"W x 4.5"H
Folded Size: 4.5"W x 4.5"H
Material: 80gsm woodfree paper
Color: Grayscale
Diecut

folding line
2 staples here (saddle stitching)

Targus®

iPad (6th gen./5th gen.) BlueTooth Keyboard Case

User Guide

THD492USZ / 410-3887-001A

2 YEAR LIMITED WARRANTY: We pride ourselves on the quality of our products. For complete warranty details and a list of our worldwide offices, please visit www.targus.com. Features and specifications are subject to change without notice. Bluetooth is a registered trademark of Bluetooth SIG, Inc. Apple and iPad® are trademarks of Apple Inc., registered in the U.S. and other countries. All trademarks and registered trademarks are the property of their respective owners. ©2019 Manufactured or imported by Targus (for U.S. sales: 1211 North Miller Street, Anaheim, CA 92806 USA)



FCC ID: OXM000100

Product Name: Bluetooth Keyboard Case
Model: THD492
SKU: THD492USZ

folding line
2 staples here (saddle stitching)

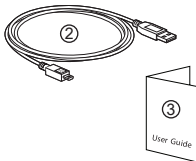
Apple iPad (6th gen./5th gen.) Bluetooth Keyboard Case

Introduction

Thank you for your purchasing the Apple iPad (6th gen./5th gen.) Bluetooth Keyboard Case Clear Cover. The keyboard uses Bluetooth technology which provides a seamless connection. It's pivoting screen allows you to convert the case between four different function modes.

Contents

1. Apple iPad (6th gen./5th gen.) Bluetooth Keyboard Case Clear
2. USB Charging Cable (for keyboard charging)
3. User Guide



System Requirements

- iPad® (6th gen./5th gen.) device

Establishing Connection with iPad

1. Switch on the Bluetooth keyboard. (Turn on the power by sliding the On/Off Switch to the right). The Blue LED and Red LED will remain lit for 3 seconds.
2. While the Blue LED is flash, go to your iPad's Bluetooth settings and select "Targus THD492 Keyboard".
3. The Bluetooth keyboard is now connected to your iPad.
4. If the pairing process takes longer than 3 seconds and the Blue LED turns off, reset the power switch ("OFF" and back "ON") and follow step 2. Or manually press "fn" + "C", wait for the Blue LED to flash and then follow step 2.
5. Please ensure to configure your iPad to US language.

Apple iPad (6th gen./5th gen.) Bluetooth Keyboard Case

Reconnecting the iPad

If another Bluetooth device has recently been connected to your iPad, follow steps 1 and 2 to reconnect. The Blue LED will flash lit while the keyboard is reconnecting.

Trouble Shooting (Bluetooth connection)




- Make sure the bluetooth keyboard is fully charged.
- If the while the Power indicator lights Red, it's indicating that the battery is low and needs to be charged.
- On your iPad, click on the Bluetooth icon within the system preferences pane. Refer to the Apple Bluetooth help file to ensure Bluetooth is working properly.
- Make sure there are no other Bluetooth devices in close proximity.
- If your iPad is connected to other Bluetooth devices, you may need to disconnect some devices before you can connect to the keyboard.
- If the keyboard is still not recognized, make sure the correct version of software is installed. Verify the iOS version for compatibility.

Charging the Keyboard

The Bluetooth Keyboard requires charging when the Power indicator lights up Red.

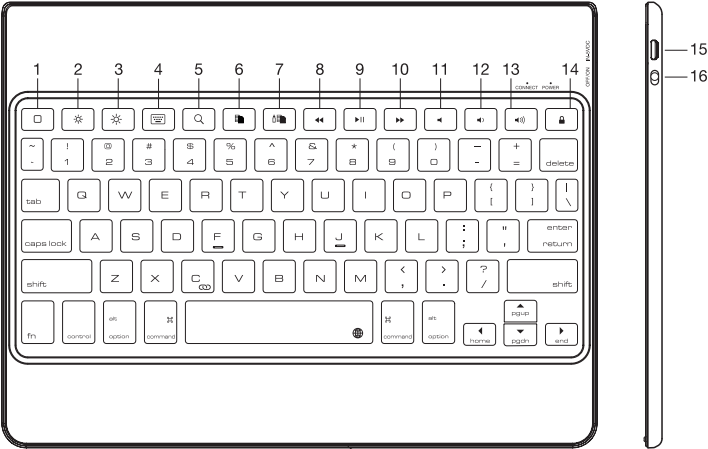
1. Connect the keyboard to a USB power source with the USB charging cable.
2. The charging Red LED will remain lit until the keyboard is fully charged. Keyboard input rating is DC 5V, 70mA.
3. Under standby mode, the fully charged keyboard provides 45 days of battery life.

Bluetooth and Battery Charging Indicators

 Pairing	Flashes Blue until keyboard is paired.
 Charging	Lights Red when the keyboard battery is being charged.
 Battery Level	Lights Red when the battery voltage is less than 3.3V, power off when battery voltage less than 3V.

Apple iPad (6th gen./5th gen.) Bluetooth Keyboard Case

Hot Key Functions



Apple iPad (6th gen./5th gen.) Bluetooth Keyboard Case

Key		Function
1		Home (Displays the iPad home screen)
2		Darker
3		Brighter
4		Virtual Keyboard
5		Search (Launche the iPad search function)
6		copy
7		Paste
8		Back
9		Play/Pause
10		Forward
11		Mute
12		Volume down
13		Volume up
14		Fn + Lock screen
15	IN-5VDC	
16	OFF/ON	

Apple iPad (6th gen./5th gen.) Bluetooth Keyboard Case

Technical Support

For technical questions, please visit:

US	Internet: www.targus.com/support.asp
Australia	Internet: www.targus.com/au
	Email: infoaust@targus.com
	Telephone: 1800-641-645
New Zealand	Telephone: 0800-633-222

Product Registration

Targus recommends that you register your Targus accessory shortly after purchasing it. Go to:

US [<http://www.targus.com/registration.asp>]

Australia [http://targus.com/au/customer_registration.asp]

You will need to provide your full name, email address, country of residence and product information.

TWO YEAR WARRANTY

1. Targus warrants to the original purchaser that its products are free from defects in materials and workmanship for two year. This warranty is limited to defects, materials and workmanship. 2. The benefits to the consumer given by the warranty are in addition to other rights and remedies of the consumer under law in relation to the goods to which the warranty relates. 3. The warranty is given by (i) Targus Australia, (ii) Targus Australia's business address is: Suite 2, Level 8, 5 Rider Boulevard, Rhodes NSW 2138, Australia, (iii) Targus Australia's telephone number is 1800 641 645, Email: infoaust@targus.com (iv) To make a warranty claim for goods purchased in New Zealand, the telephone number is: 0800 633 222, or the goods may be returned to the supplier in New Zealand. 4. What the purchaser must do to entitle the purchaser to claim warranty:- (i) The purchaser must call the telephone number for Australia or New Zealand set out above, (ii) The purchaser must provide the purchaser's name, daytime contact number, business hours delivery address, the Targus model number on the product, date and place of purchase with receipt for purchase if required, and describe the fault condition. 5. What Targus must do:- (i) Targus will provide the purchaser with store return information or a return authorisation so that the purchaser may return the product for warranty inspection, (ii) If after inspection Targus finds the product is defective in materials or workmanship, Targus shall replace (or repair) the defective product at the discretion of Targus and ship the product from Targus warehouse at its expense within three business days (Monday to Friday excluding public holidays) of receiving the returned goods. If the product is no longer available Targus reserves the right to replace with the nearest corresponding product of no lesser quality, (iii) Targus will bear the cost of return delivery to the purchaser regardless of the inspection test result. The purchaser must bear the cost of the delivery to Targus. There is no charge for inspection. 6. Our goods come with guarantees that cannot be excluded under the Australian Consumer Law. You are entitled to a replacement or refund for a major failure and for compensation for any other reasonable foreseeable loss or damage. You are also entitled to have the goods repaired or replaced if the goods fail to be of acceptable quality and the failure does not amount to a major failure. 7. Please note: (i) Features and specifications of all Targus products are subject to change without notification, (ii) In some instances: Goods presented for repair may

Apple iPad (6th gen./5th gen.) Bluetooth Keyboard Case

be replaced by refurbished goods of the same type rather than being repaired. Refurbished parts may be used to repair the goods, (iii) If goods accepted for repair retain user-generated data: During the process of repair some or all of your stored data may be lost. Please ensure that you have saved this data elsewhere prior to repair.

RF warning statement

The device has been evaluated to meet general RF exposure requirement. The device can be used in portable exposure condition without restriction.

Regulatory Compliance

This device complies with Part 15 of the FCC Rules. Operation is subject to the following two conditions: (1) This device may not cause harmful interference, and (2) This device must accept any interference received, including interference that may cause undesired operation.

FCC Statement

Tested to Comply

This equipment has been tested and found to comply with the limits of a Class B digital device, pursuant to Part 15 of the FCC Rules. These limits are designed to provide reasonable protection against harmful interference in a residential installation. This equipment generates, uses, and can radiate radio frequency energy and if not installed and used in accordance with the instructions, may cause harmful interference to radio communications. However, there is no guarantee that interference will not occur in a particular installation. If this equipment does cause harmful interference to radio or television reception, which can be determined by turning the equipment off and on, the user is encouraged to try to correct the interference by one or more of the following measures:

- Reorient or relocate the receiving antenna;
 - Increase the separation between the equipment and receiver;
 - Connect the equipment into an outlet on a circuit different from that to which the receiver is connected;
 - Consult the dealer or an experienced radio/TV technician for help.
- Warning: Changes or modifications to this unit not expressly approved by the party responsible for compliance could void the user's authority to operate the equipment.

Battery Warning

You are cautioned that changes or modifications not expressly approved by the party responsible for compliance could void your authority to operate the equipment.

CAUTION: AVOID PROLONGED USE OF THE KEYBOARD WITHOUT BREAKS.

Take regular breaks and keep a good posture. Consult your physician promptly if you notice any loss of motion or pain in your wrist when using the keyboard.

Apple iPad (6th gen./5th gen.) Bluetooth Keyboard Case

Targus

Supplier's Declaration of Conformity

FC

Manufacturer/
Responsible Party :
Address :

Targus International LLC
1211 North Miller Street,
Anaheim, CA 92806 USA

Tel: 1-714-765-5555
Fax: 1-714-765-5599
Internet: www.targus.com

Hereby declares that the Product

Trade name: Targus

Product name: Bluetooth Keyboard Case

Model number(Reg#): THD492

Conforms to the following specifications

FCC CFR Title 47 Part 15 Subpart B and ANSI C63.4-2014 standard limits
The test data & results are referred to the test report Number: 190306061S2N-001


Supplementary Information:

This device complies with part 15 of the FCC Rules. Operation is subject to the following two conditions: (1) This device may not cause harmful interference, and (2) this device must accept any interference received, including interference that may cause undesired operation.

Director, Targus International LLC
Function Title

Nagh CF
Name

03/25/2019
Date


Signed for and on behalf of Targus

Warning: Changes or modifications to this unit not expressly approved by the party responsible for compliance could void the user's authority to operate the equipment.