

SGS-CSTC Standards Technical Services Co., Ltd. Shenzhen Branch

SZEMC-TRF-01 Rev. A/1

Report No.: SZCR250600239306

Page: 1 of 22

TEST REPORT

Application No.: SZCR2506002393AT
Applicant: Vanstone Electronic (Beijing) Co., Ltd.
Address of Applicant: 3F No.2 Building, Aisino Corporation Park 18A, Xingshikou Road, Haidian District, Beijing, China 100195
Manufacturer: Vanstone Electronic (Beijing) Co., Ltd.
Address of Manufacturer: 3F No.2 Building, Aisino Corporation Park 18A, Xingshikou Road, Haidian District, Beijing, China 100195
Equipment Under Test (EUT):
EUT Name: Android POS Terminal
Model No.: A90 Pro
Trade Mark:
FCC ID: OWLA90-PRO-B
Standard(s) : 47 CFR Part 2
 47 CFR Part 22
 47 CFR Part 24
Date of Receipt: 2025-06-06
Date of Test: 2025-06-10 to 2025-06-21
Date of Issue: 2025-06-23

Test Result:	Pass*
---------------------	--------------

* In the configuration tested, the EUT complied with the standards specified above.

Keny Xu
 EMC Laboratory Manager



Unless otherwise agreed in writing, this document is issued by the Company subject to its General Conditions of Service printed overleaf, available on request or accessible at <https://www.sgs.com/en/Terms-and-Conditions>. Attention is drawn to the limitation of liability, indemnification and jurisdiction issues defined therein. Any holder of this document is advised that information contained hereon reflects the Company's findings at the time of its intervention only and within the limits of Client's instructions, if any. The Company's sole responsibility is to its Client and this document does not exonerate parties to a transaction from exercising all their rights and obligations under the transaction documents. This document cannot be reproduced except in full, without prior written approval of the Company. Any unauthorized alteration, forgery or falsification of the content or appearance of this document is unlawful and offenders may be prosecuted to the fullest extent of the law. Unless otherwise stated the results shown in this test report refer only to the sample(s) tested and such sample(s) are retained for 30 days only.

Revision Record				
Version	Chapter	Date	Modifier	Remark
01		2025-06-23		Original

Authorized for issue by:			
		Calvin Weng	
		Calvin Weng/Project Engineer	
		Eric Fu	
		Eric Fu/Reviewer	



Unless otherwise agreed in writing, this document is issued by the Company subject to its General Conditions of Service printed overleaf, available on request or accessible at <https://www.sgs.com/en/Terms-and-Conditions>. Attention is drawn to the limitation of liability, indemnification and jurisdiction issues defined therein. Any holder of this document is advised that information contained hereon reflects the Company's findings at the time of its intervention only and within the limits of Client's instructions, if any. The Company's sole responsibility is to its Client and this document does not exonerate parties to a transaction from exercising all their rights and obligations under the transaction documents. This document cannot be reproduced except in full, without prior written approval of the Company. Any unauthorized alteration, forgery or falsification of the content or appearance of this document is unlawful and offenders may be prosecuted to the fullest extent of the law. Unless otherwise stated the results shown in this test report refer only to the sample(s) tested and such sample(s) are retained for 30 days only.

Attention: To check the authenticity of testing /inspection report & certificate, please contact us at telephone: (86-755) 8307 1443, or email: CN.Doccheck@sgs.com

2 Test Summary

Test Item	FCC Rule No.	Requirements	Verdict
Effective (Isotropic) Radiated Power Output Data	§2.1046, §22.913, §24.232	ERP≤7W(GSM850) EIRP≤2W(PCS1900)	PASS
Peak-Average Ratio	§24.232	≤13dB	PASS
Bandwidth	§2.1049(h)	OBW: No limit EBW: No limit	PASS
Band Edge Compliance	§2.1051, §22.917, §24.238	≤ -13dBm/1%*EBW, in 1 MHz bands immediately outside and adjacent to the frequency block.	PASS
Spurious emissions at antenna terminals	§2.1051, §22.917, §24.238	≤ -13dBm	PASS
Field strength of spurious radiation	§2.1051, §22.917, §24.238	≤ -13dBm	PASS
Frequency stability	§2.1055, §22.355, §24.235	≤ ±2.5ppm.	PASS



3 Contents

	Page
1 Cover Page.....	1
2 Test Summary	3
3 Contents	4
4 General Information.....	6
4.1 Details of E.U.T.	6
4.2 Test Frequency	7
4.3 Test Environment	7
4.4 Description of Support Units	7
4.5 Measurement Uncertainty	8
4.6 Test Location.....	9
4.7 Test Facility	9
4.8 Deviation from Standards.....	9
4.9 Abnormalities from Standard Conditions	9
5 Equipment List	10
6 Radio Spectrum Matter Test Results	12
6.1 Effective (Isotropic) Radiated Power Output Data	12
6.1.1 E.U.T. Operation	12
6.1.2 Test Setup Diagram	12
6.1.3 Measurement Data	12
6.2 Peak-Average Ratio	13
6.2.1 E.U.T. Operation	13
6.2.2 Test Setup Diagram	13
6.2.3 Measurement Data	13
6.3 Bandwidth.....	14
6.3.1 E.U.T. Operation	14
6.3.2 Test Setup Diagram	14
6.3.3 Measurement Data	14
6.4 Band Edge Compliance	15
6.4.1 E.U.T. Operation	15
6.4.2 Test Setup Diagram	15
6.4.3 Measurement Data	15
6.5 Spurious emissions at antenna terminals	16
6.5.1 E.U.T. Operation	16
6.5.2 Test Setup Diagram	16
6.5.3 Measurement Data	16
6.6 Field strength of spurious radiation	17
6.6.1 E.U.T. Operation	17
6.6.2 Test Setup Diagram	17
6.6.3 Measurement Procedure and Data.....	18



SGS-CSTC Standards Technical Services Co., Ltd. Shenzhen Branch

SZEMC-TRF-01 Rev. A/1

Report No.: SZCR250600239306

Page: 5 of 22

6.7	Frequency stability	21
6.7.1	E.U.T. Operation	21
6.7.2	Test Setup Diagram	21
6.7.3	Measurement Data	21
7	Test Setup Photo	22
8	EUT Constructional Details (EUT Photos)	22



Unless otherwise agreed in writing, this document is issued by the Company subject to its General Conditions of Service printed overleaf, available on request or accessible at <https://www.sgs.com/en/Terms-and-Conditions>. Attention is drawn to the limitation of liability, indemnification and jurisdiction issues defined therein. Any holder of this document is advised that information contained hereon reflects the Company's findings at the time of its intervention only and within the limits of Client's instructions, if any. The Company's sole responsibility is to its Client and this document does not exonerate parties to a transaction from exercising all their rights and obligations under the transaction documents. This document cannot be reproduced except in full, without prior written approval of the Company. Any unauthorized alteration, forgery or falsification of the content or appearance of this document is unlawful and offenders may be prosecuted to the fullest extent of the law. Unless otherwise stated the results shown in this test report refer only to the sample(s) tested and such sample(s) are retained for 30 days only.

Attention: To check the authenticity of testing /inspection report & certificate, please contact us at telephone: (86-755) 8307 1443, or email: CN.Doccheck@sgs.com

4 General Information

4.1 Details of E.U.T.

Power supply:	DC3.6V by li-ion battery(5200mAh) Battery M/N:BT-901 Battery Manufacturer:MEI ZHOU BO FU NENG TECHNOLOGY CO.,LTD Recharged by AC/DC power adapter Adapter Manufacturer: Xiamen Keli Electronics Co.,Ltd Power adapter M/N:SW-0983 Adapter Input: AC100-240V, 50/60Hz, 0.5A Adapter Output: DC5V/2A
Cable(s):	USB type C cable: 1.5m shielded cable without ferrite core
Cable Loss (for RF conducted test):	Below 1GHz: 0.5dB, 1GHz~2GHz:0.7dB, Above 2GHz: 1dB
Sample Type:	Portable product
Support Network:	GPRS, EGPRS
Operation Frequency Band:	GSM850/PCS1900
Modulation Type:	GMSK for GPRS/EGPRS; 8PSK for EGPRS
GPRS Class:	12
EGPRS Class:	12
Antenna Type:	PIFA Antenna
Antenna Gain:	GSM850:-1.24dBi; PCS1900:2.63dBi
SIM Card:	This device has dual SIM Card sockets. Both the SIM sockets have been tested. SIM1 was worst case, only record SIM1.

Remark:The information in this section is provided by the applicant or manufacturer, SGS is not liable to the accuracy, suitability, reliability or/and integrity of the information.



4.2 Test Frequency

Test mode:	TX	RF Channel		
		Low (L)	Middle (M)	High (H)
GSM850	TX	Channel 128	Channel 190	Channel 251
		824.2MHz	836.6 MHz	848.8 MHz
Test mode:	TX	RF Channel		
		Low (L)	Middle (M)	High (H)
PCS1900	TX	Channel 512	Channel 661	Channel 810
		1850.2MHz	1880.0 MHz	1909.8 MHz

4.3 Test Environment

Environment Parameter	Selected Values During Tests	
Temperature:	TL	-30°C
	TN	+20°C
	TH	+50°C
Voltage:	VL	3.4 Vdc
	VN	3.6 Vdc
	VH	4.2 Vdc

NOTE: VL= lower extreme test voltage
 VN= nominal voltage
 VH= upper extreme test voltage
 TL= lower extreme test temperature
 TN= normal temperature
 TH= upper extreme test temperature

4.4 Description of Support Units

The EUT has been tested independent unit.



Unless otherwise agreed in writing, this document is issued by the Company subject to its General Conditions of Service printed overleaf, available on request or accessible at <https://www.sgs.com/en/Terms-and-Conditions>. Attention is drawn to the limitation of liability, indemnification and jurisdiction issues defined therein. Any holder of this document is advised that information contained hereon reflects the Company's findings at the time of its intervention only and within the limits of Client's instructions, if any. The Company's sole responsibility is to its Client and this document does not exonerate parties to a transaction from exercising all their rights and obligations under the transaction documents. This document cannot be reproduced except in full, without prior written approval of the Company. Any unauthorized alteration, forgery or falsification of the content or appearance of this document is unlawful and offenders may be prosecuted to the fullest extent of the law. Unless otherwise stated the results shown in this test report refer only to the sample(s) tested and such sample(s) are retained for 30 days only.

Attention: To check the authenticity of testing /inspection report & certificate, please contact us at telephone: (86-755) 8307 1443, or email: CN.Doccheck@sgs.com

4.5 Measurement Uncertainty

No.	Item	Measurement Uncertainty
1	Radio Frequency	$\pm 5.4 \times 10^{-8}$
2	Duty cycle	$\pm 0.3\%$
3	Occupied Bandwidth	$\pm 3\%$
4	RF conducted power	$\pm 0.8\text{dB}$
5	RF power density	$\pm 0.4\text{dB}$
6	Conducted Spurious emissions	$\pm 2.7\text{dB}$
7	Radiated Spurious emission test	$\pm 3.1\text{dB}$ (Below 1GHz)
		$\pm 4.4\text{dB}$ (Above 1GHz)
8	Temperature test	$\pm 1^\circ\text{C}$
9	Humidity test	$\pm 3\%$
10	Supply voltages	$\pm 1.5\%$
11	Time	$\pm 3\%$



Unless otherwise agreed in writing, this document is issued by the Company subject to its General Conditions of Service printed overleaf, available on request or accessible at <https://www.sgs.com/en/Terms-and-Conditions>. Attention is drawn to the limitation of liability, indemnification and jurisdiction issues defined therein. Any holder of this document is advised that information contained hereon reflects the Company's findings at the time of its intervention only and within the limits of Client's instructions, if any. The Company's sole responsibility is to its Client and this document does not exonerate parties to a transaction from exercising all their rights and obligations under the transaction documents. This document cannot be reproduced except in full, without prior written approval of the Company. Any unauthorized alteration, forgery or falsification of the content or appearance of this document is unlawful and offenders may be prosecuted to the fullest extent of the law. Unless otherwise stated the results shown in this test report refer only to the sample(s) tested and such sample(s) are retained for 30 days only.

Attention: To check the authenticity of testing /inspection report & certificate, please contact us at telephone: (86-755) 8307 1443, or email: CN.Doccheck@sgs.com

4.6 Test Location

All tests were performed at:

SGS-CSTC Standards Technical Services Co., Ltd., Shenzhen Branch

No. 1 Workshop, M-10, Middle Section, Science & Technology Park, Nanshan District, Shenzhen, Guangdong, China. 518057.

Tel: +86 755 2601 2053 Fax: +86 755 2671 0594

No tests were sub-contracted.

4.7 Test Facility

The test facility is recognized, certified, or accredited by the following organizations:

• **A2LA (Certificate No. 3816.01)**

SGS-CSTC Standards Technical Services Co., Ltd., Shenzhen EMC Laboratory is accredited by the American Association for Laboratory Accreditation(A2LA). Certificate No. 3816.01.

• **VCCI (Member No. 1937)**

The 3m Fully-anechoic chamber for above 1GHz, 10m Semi-anechoic chamber for below 1GHz, Shielded Room for Mains Port Conducted Interference Measurement and Telecommunication Port Conducted Interference Measurement of SGS-CSTC Standards Technical Services Co., Ltd.

Shenzhen EMC laboratory have been registered in accordance with the Regulations for Voluntary Control Measures with Registration No.: G-20026, R-14188, C-12383 and T-11153 respectively.

• **FCC –Designation Number: CN1336**

SGS-CSTC Standards Technical Services Co., Ltd., Shenzhen EMC Laboratory has been recognized as an accredited testing laboratory.

Designation Number: CN1336. Test Firm Registration Number: 787754.

• **Innovation, Science and Economic Development Canada**

SGS-CSTC Standards Technical Services Co., Ltd., Shenzhen EMC Laboratory has been recognized by ISED as an accredited testing laboratory.

CAB identifier: CN0006.

IC#: 4620C.

4.8 Deviation from Standards

None

4.9 Abnormalities from Standard Conditions

None



5 Equipment List

RF conducted test					
Test Equipment	Manufacturer	Model No.	Inventory No.	Cal. Date	Cal. Due date
Programmable DC Source	Chroma	62024P-80-60	SEM011-09	2024-07-10	2025-07-09
MXA Signal Analyzer	KEYSIGHT	N9020B	SEM004-30	2025-03-03	2026-03-02
Measurement Software	TST	TST PASS V2.0	N/A	N/A	N/A
Attenuator	Huber+Suhner	6620_SMA-50-1	SEM021-09	N/A	N/A
Universal Radio Communication Tester	Rohde & Schwarz	CMW 500	SEM010-11	2025-03-03	2026-03-02
Programmable Temperature & Humidity Chamber	Votsch Industrietechnik GmbH	VT 4002	SEM002-15	2025-02-26	2026-02-25
Power Sensor	KEYSIGHT	U2021XA	SEM009-15	2025-03-05	2026-03-04

RE in Chamber					
Test Equipment	Manufacturer	Model No.	Inventory No.	Cal. Date	Cal. Due date
3m Fully-Anechoic Chamber	AUDIX	N/A	SEM001-02	2024-05-11	2027-05-10
Signal Analyzer	Rohde & Schwarz	FSV40	SEM008-04	2025-03-04	2026-03-03
Trilog-Broadband Antenna	Schwarzbeck	VULB9168	SEM003-33	2023-09-23	2025-09-22
Substitution Antenna	Schwarzbeck	VULB9168	SEM003-18	2022-08-07	2025-08-06
Horn Antenna	Rohde&Schwarz	HF907	SEM003-07	2023-07-23	2025-07-22
Microwave system amplifier	Agilent	83017A	SEM005-25	2024-09-14	2025-09-13
Measurement Software	AUDIX	e3 V8.2014-6-27	N/A	N/A	N/A
Coaxial Cable	SGS	N/A	SEM026-01	2024-07-06	2025-07-05
Broad-Band Horn Antenna	Schwarzbeck	BBHA 9170	SEM003-15	2024-08-10	2025-08-09
Pre-Amplifier	Compliance Directions Systems Inc.	PAP-2640-50	SEM005-08	2025-03-21	2026-03-20
Signal Generator(9kHz-40GHz)	N5173B	MY53270267	Agilent	2024-09-14	2025-09-13
Broad-Band Horn Antenna	Schwarzbeck	BBHA 9120D	SEM003-32	2023-09-17	2025-09-16
Pre-amplifier	Rohde & Schwarz	CH14-H052	SEM005-17	2025-03-21	2026-03-20



Unless otherwise agreed in writing, this document is issued by the Company subject to its General Conditions of Service printed overleaf, available on request or accessible at <https://www.sgs.com/en/Terms-and-Conditions>. Attention is drawn to the limitation of liability, indemnification and jurisdiction issues defined therein. Any holder of this document is advised that information contained hereon reflects the Company's findings at the time of its intervention only and within the limits of Client's instructions, if any. The Company's sole responsibility is to its Client and this document does not exonerate parties to a transaction from exercising all their rights and obligations under the transaction documents. This document cannot be reproduced except in full, without prior written approval of the Company. Any unauthorized alteration, forgery or falsification of the content or appearance of this document is unlawful and offenders may be prosecuted to the fullest extent of the law. Unless otherwise stated the results shown in this test report refer only to the sample(s) tested and such sample(s) are retained for 30 days only.

Attention: To check the authenticity of testing /inspection report & certificate, please contact us at telephone: (86-755) 8307 1443, or email: CN.Doccheck@sgs.com

SGS-CSTC Standards Technical Services Co., Ltd. Shenzhen Branch

SZEMC-TRF-01 Rev. A/1

Report No.: SZCR250600239306

Page: 11 of 22

Substitution Antenna	Rohde & Schwarz	HF907	SEM003-06	2024-08-03	2025-08-02
Substitution Antenna	ETS-LINDGREN	3160-09	SEM003-12	2024-08-03	2025-08-02
Universal Radio Communication Tester	Rohde & Schwarz	CMW 500	SEM010-03	2025-03-03	2026-03-02

General used equipment					
Equipment	Manufacturer	Model No.	Inventory No.	Cal Date	Cal Due Date
Humidity- Temperature Indicator	deli	8838	SEM002-32	2024-07-24	2025-07-23
Humidity- Temperature Indicator	deli	8838	SEM002-33	2024-07-24	2025-07-23
Barometer	Changchun Meteorological Industry Factory	DYM3	SEM002-01	2025-03-03	2026-03-02



Unless otherwise agreed in writing, this document is issued by the Company subject to its General Conditions of Service printed overleaf, available on request or accessible at <https://www.sgs.com/en/Terms-and-Conditions>. Attention is drawn to the limitation of liability, indemnification and jurisdiction issues defined therein. Any holder of this document is advised that information contained hereon reflects the Company's findings at the time of its intervention only and within the limits of Client's instructions, if any. The Company's sole responsibility is to its Client and this document does not exonerate parties to a transaction from exercising all their rights and obligations under the transaction documents. This document cannot be reproduced except in full, without prior written approval of the Company. Any unauthorized alteration, forgery or falsification of the content or appearance of this document is unlawful and offenders may be prosecuted to the fullest extent of the law. Unless otherwise stated the results shown in this test report refer only to the sample(s) tested and such sample(s) are retained for 30 days only.

Attention: To check the authenticity of testing /inspection report & certificate, please contact us at telephone: (86-755) 8307 1443, or email: CN.Doccheck@sgs.com

6 Radio Spectrum Matter Test Results

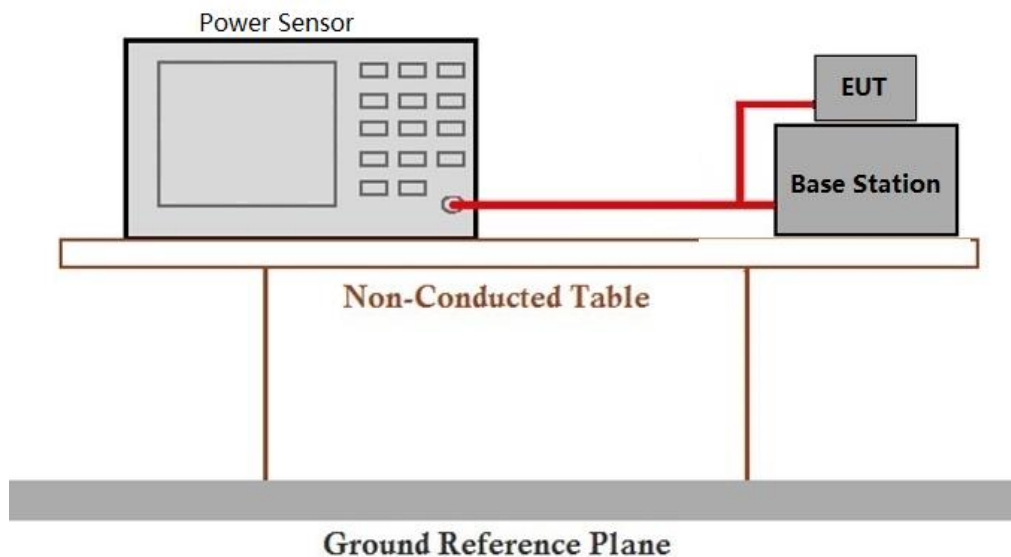
6.1 Effective (Isotropic) Radiated Power Output Data

Test Requirement: §2.1046, §22.913, §24.232
 Test Method: ANSI C63.26-2015, KDB 971168 D01 v03r01
 Limit: ERP≤7W(GSM850)
 EIRP ≤ 2W(PCS1900)

6.1.1 E.U.T. Operation

Operating Environment:
 Temperature: 22.7 °C Humidity: 44.8 % RH Atmospheric Pressure: 1020 mbar
 Test mode: 30:TX mode_Keep the EUT in transmitting mode

6.1.2 Test Setup Diagram



6.1.3 Measurement Data

Please refer to Appendix for GSM test data appendix.



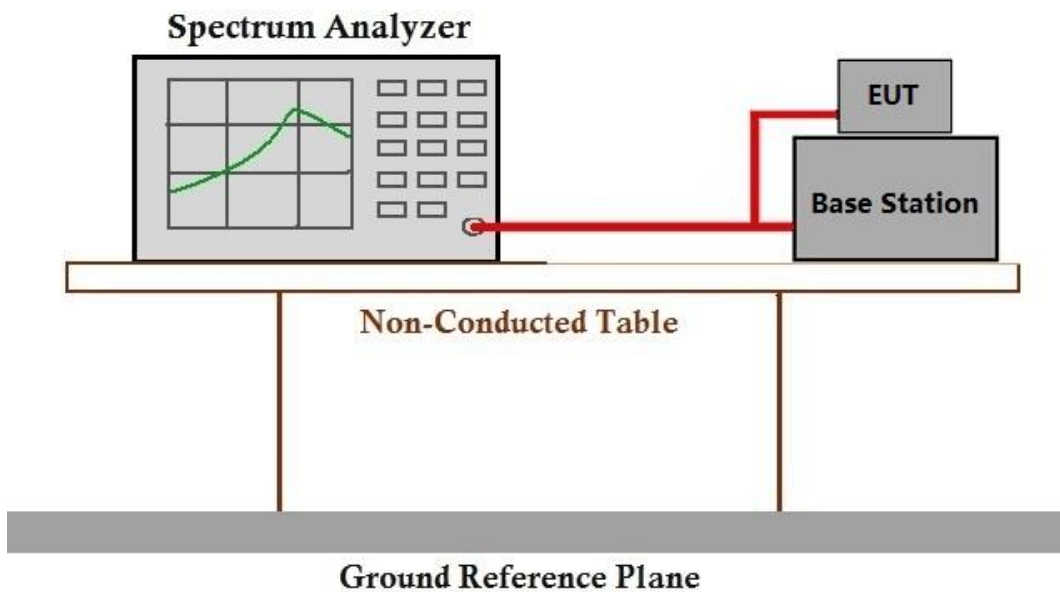
6.2 Peak-Average Ratio

Test Requirement: §24.232
 Test Method: ANSI C63.26-2015, KDB 971168 D01 v03r01
 Limit: ≤13dB

6.2.1 E.U.T. Operation

Operating Environment:
 Temperature: 22.7 °C Humidity: 44.8 % RH Atmospheric Pressure: 1020 mbar
 Test mode: 30:TX mode_Keep the EUT in transmitting mode

6.2.2 Test Setup Diagram



6.2.3 Measurement Data

Please refer to Appendix for GSM test data appendix.



Unless otherwise agreed in writing, this document is issued by the Company subject to its General Conditions of Service printed overleaf, available on request or accessible at <https://www.sgs.com/en/Terms-and-Conditions>. Attention is drawn to the limitation of liability, indemnification and jurisdiction issues defined therein. Any holder of this document is advised that information contained hereon reflects the Company's findings at the time of its intervention only and within the limits of Client's instructions, if any. The Company's sole responsibility is to its Client and this document does not exonerate parties to a transaction from exercising all their rights and obligations under the transaction documents. This document cannot be reproduced except in full, without prior written approval of the Company. Any unauthorized alteration, forgery or falsification of the content or appearance of this document is unlawful and offenders may be prosecuted to the fullest extent of the law. Unless otherwise stated the results shown in this test report refer only to the sample(s) tested and such sample(s) are retained for 30 days only.

Attention: To check the authenticity of testing /inspection report & certificate, please contact us at telephone: (86-755) 8307 1443, or email: CN.Doccheck@sgs.com

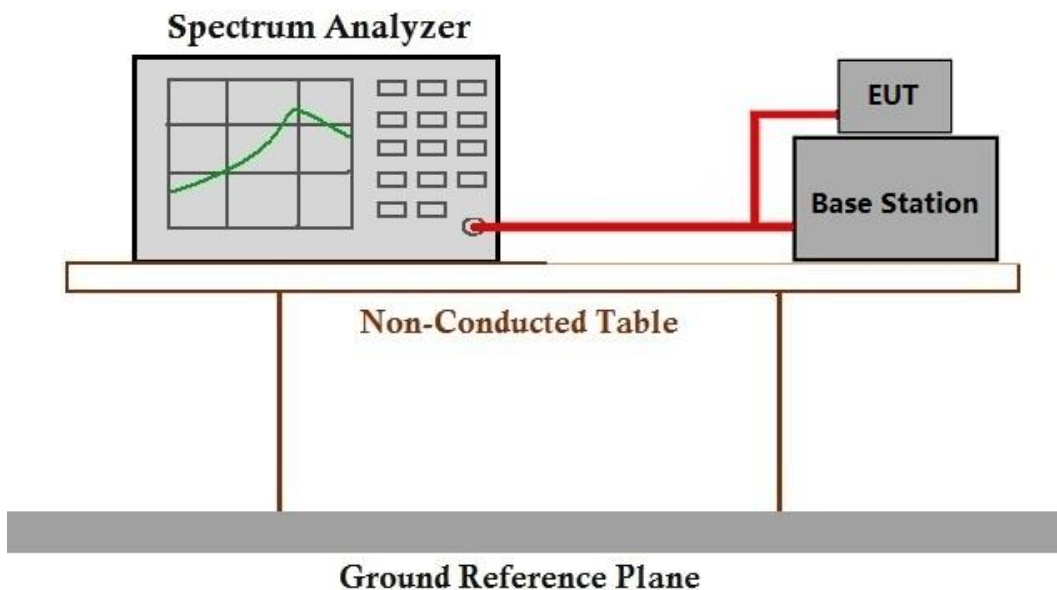
6.3 Bandwidth

Test Requirement: §2.1049(h), §22.917, §24.238
 Test Method: ANSI C63.26-2015, KDB 971168 D01 v03r01
 Limit: OBW: No limit
 EBW: No limit

6.3.1 E.U.T. Operation

Operating Environment:
 Temperature: 22.7 °C Humidity: 44.8 % RH Atmospheric Pressure: 1020 mbar
 Test mode: 30:TX mode_Keep the EUT in transmitting mode

6.3.2 Test Setup Diagram



6.3.3 Measurement Data

Please refer to Appendix for GSM test data appendix.



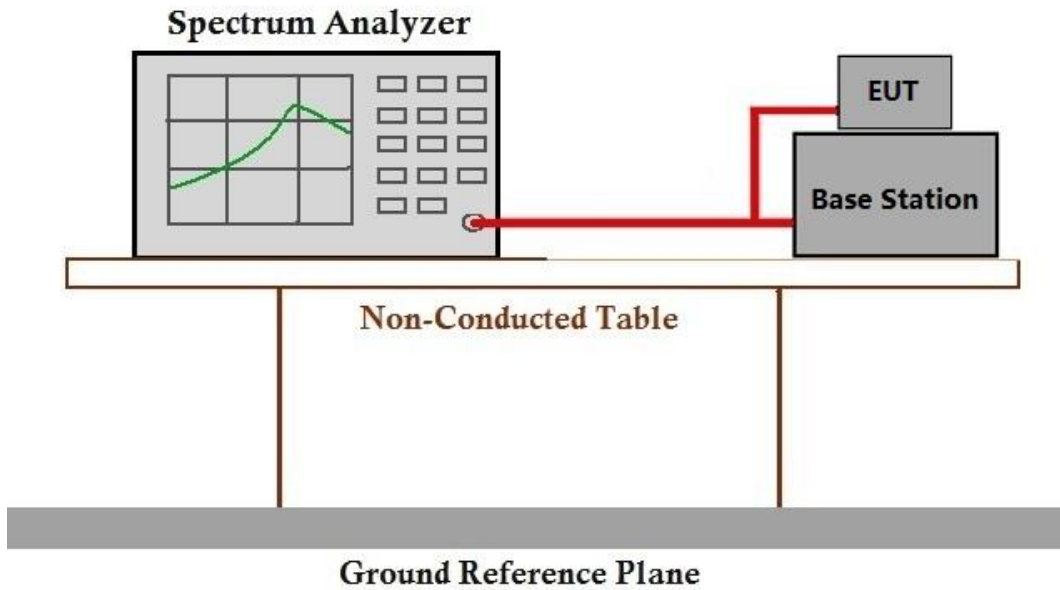
6.4 Band Edge Compliance

Test Requirement: §2.1051, §22.917, §24.238
 Test Method: ANSI C63.26-2015, KDB 971168 D01 v03r01
 Limit: $\leq -13\text{dBm}/1\% \cdot \text{EBW}$, in 1 MHz bands immediately outside and adjacent to the frequency block.

6.4.1 E.U.T. Operation

Operating Environment:
 Temperature: 22.7 °C Humidity: 44.8 % RH Atmospheric Pressure: 1020 mbar
 Test mode: 30:TX mode_Keep the EUT in transmitting mode

6.4.2 Test Setup Diagram



6.4.3 Measurement Data

Please refer to Appendix for GSM test data appendix.

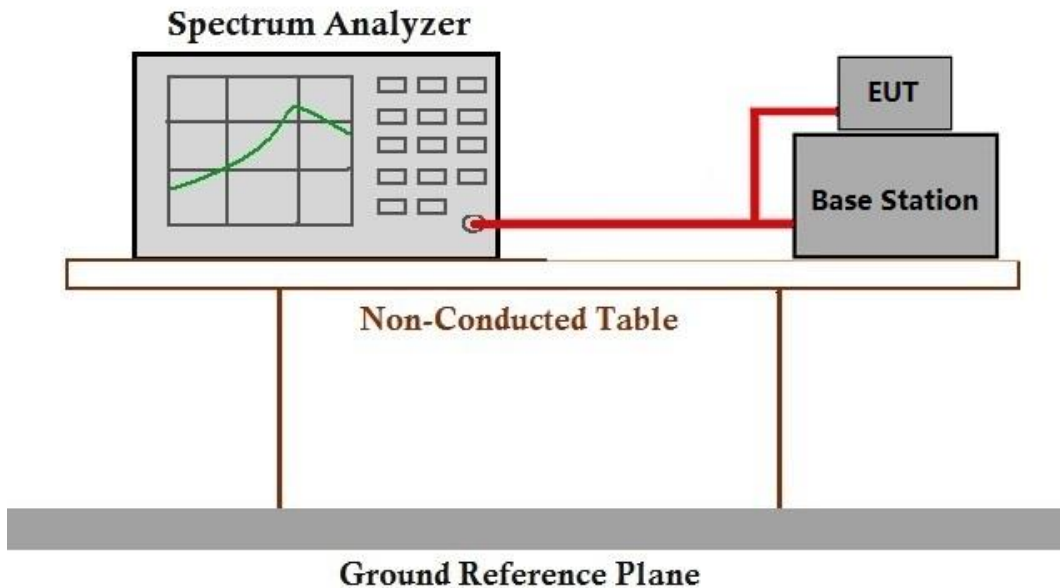
6.5 Spurious emissions at antenna terminals

Test Requirement: §2.1051, §22.917, §24.238
 Test Method: ANSI C63.26-2015, KDB 971168 D01 v03r01
 Limit: ≤ -13dBm

6.5.1 E.U.T. Operation

Operating Environment:
 Temperature: 22.7 °C Humidity: 44.8 % RH Atmospheric Pressure: 1020 mbar
 Test mode: 30:TX mode_Keep the EUT in transmitting mode

6.5.2 Test Setup Diagram



6.5.3 Measurement Data

Please refer to Appendix for GSM test data appendix.



Unless otherwise agreed in writing, this document is issued by the Company subject to its General Conditions of Service printed overleaf, available on request or accessible at <https://www.sgs.com/en/Terms-and-Conditions>. Attention is drawn to the limitation of liability, indemnification and jurisdiction issues defined therein. Any holder of this document is advised that information contained hereon reflects the Company's findings at the time of its intervention only and within the limits of Client's instructions, if any. The Company's sole responsibility is to its Client and this document does not exonerate parties to a transaction from exercising all their rights and obligations under the transaction documents. This document cannot be reproduced except in full, without prior written approval of the Company. Any unauthorized alteration, forgery or falsification of the content or appearance of this document is unlawful and offenders may be prosecuted to the fullest extent of the law. Unless otherwise stated the results shown in this test report refer only to the sample(s) tested and such sample(s) are retained for 30 days only.

Attention: To check the authenticity of testing /inspection report & certificate, please contact us at telephone: (86-755) 8307 1443, or email: CN.Doccheck@sgs.com

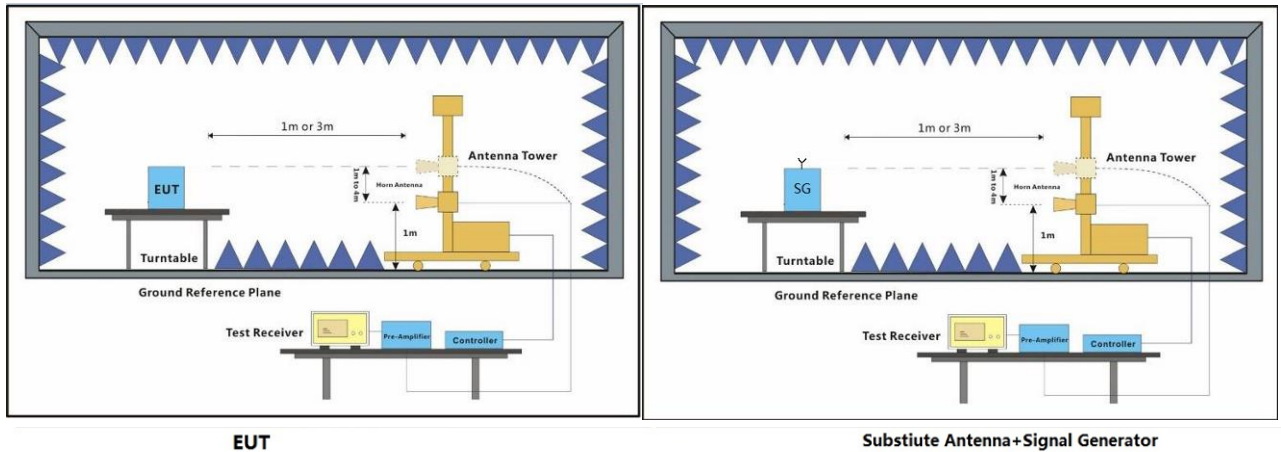
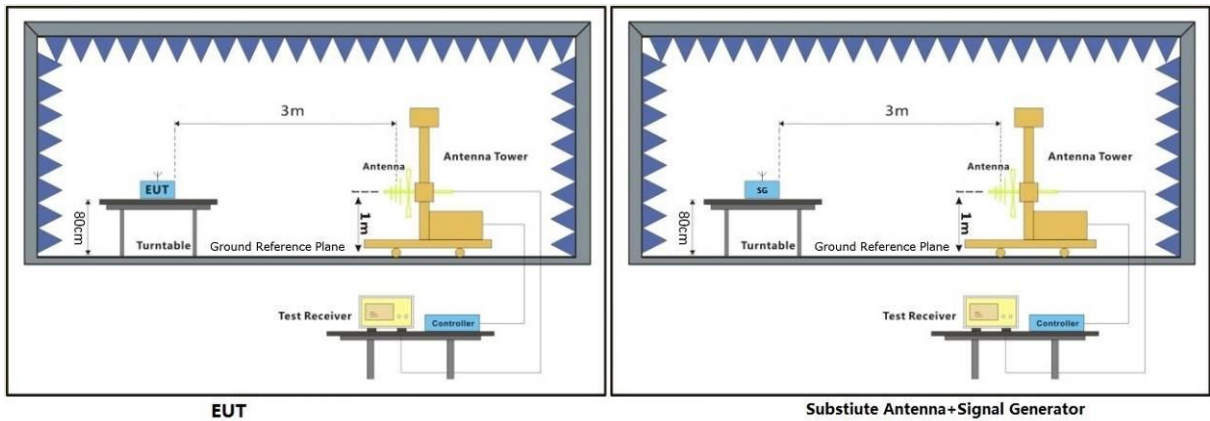
6.6 Field strength of spurious radiation

Test Requirement: §2.1051, §22.917, §24.238
 Test Method: ANSI C63.26-2015, KDB 971168 D01 v03r01
 Limit: ≤ -13dBm

6.6.1 E.U.T. Operation

Operating Environment:
 Temperature: 22.7 °C Humidity: 44.8 % RH Atmospheric Pressure: 1020 mbar
 Test mode: 30:TX mode_Keep the EUT in transmitting mode

6.6.2 Test Setup Diagram



Unless otherwise agreed in writing, this document is issued by the Company subject to its General Conditions of Service printed overleaf, available on request or accessible at <https://www.sgs.com/en/Terms-and-Conditions>. Attention is drawn to the limitation of liability, indemnification and jurisdiction issues defined therein. Any holder of this document is advised that information contained hereon reflects the Company's findings at the time of its intervention only and within the limits of Client's instructions, if any. The Company's sole responsibility is to its Client and this document does not exonerate parties to a transaction from exercising all their rights and obligations under the transaction documents. This document cannot be reproduced except in full, without prior written approval of the Company. Any unauthorized alteration, forgery or falsification of the content or appearance of this document is unlawful and offenders may be prosecuted to the fullest extent of the law. Unless otherwise stated the results shown in this test report refer only to the sample(s) tested and such sample(s) are retained for 30 days only.

Attention: To check the authenticity of testing /inspection report & certificate, please contact us at telephone: (86-755) 8307 1443, or email: CN.Doccheck@sgs.com
 No.1 Workshop, M-10, Middle Section, Science & Technology Park, Nanshan District, Shenzhen, Guangdong, China 518057 t (86-755) 26012053 f (86-755) 26710594 www.sgs.com.cn
 中国·广东·深圳市南山区科技园中区M-10栋1号厂房 邮编: 518057 t (86-755) 26012053 f (86-755) 26710594 sgs.china@sgs.com

6.6.3 Measurement Procedure and Data

Test Procedure:

- (1) On a test site, the EUT shall be placed on a turntable and in the position closest to the normal use as declared by the user.
- (2) The test antenna shall be oriented initially for vertical polarization located 3m from the EUT to correspond to the transmitter.
- (3) The output of the antenna shall be connected to the measuring receiver and either a peak or quasi-peak detector was used for the measurement as indicated on the report. The detector selection is based on how close the emission level was approaching the limit.
- (4) The transmitter shall be switched on; if possible, without the modulation and the measurement receiver shall be tuned to the frequency of the transmitter under test.
- (5) The test antenna shall be raised and lowered through the specified range of height until the measuring receiver detects a maximum signal level.
- (6) The transmitter shall then be rotated through 360° in the horizontal plane, until the maximum signal level is detected by the measuring receiver.
- (7) The test antenna shall be raised and lowered again through the specified range of height until the measuring receiver detects a maximum signal level.
- (8) The maximum signal level detected by the measuring receiver shall be noted.
- (9) The measurement shall be repeated with the test antenna set to horizontal polarization.
- (10) Replace the antenna with a proper Antenna (substitution antenna).
- (11) The substitution antenna shall be oriented for vertical polarization and, if necessary, the length of the substitution antenna shall be adjusted to correspond to the frequency of transmitting.
- (12) The substitution antenna shall be connected to a calibrated signal generator.
- (13) If necessary, the input attenuator setting of the measuring receiver shall be adjusted in order to increase the sensitivity of the measuring receiver.
- (14) The test antenna shall be raised and lowered through the specified range of the height to ensure that the maximum signal is received.
- (15) The input signal to substitution antenna shall be adjusted to the level that produces a level detected by the measuring receiver, that is equal to the level noted while the transmitter radiated power was measured, corrected for the change of input attenuation setting of the measuring receiver.
- (16) The input level to the substitution antenna shall be recorded as power level in dBm, corrected for any change of input attenuator setting of the measuring receiver.
- (17) The measurement shall be repeated with the test antenna and the substitution antenna oriented for horizontal polarization.



GSM850-Low channel								
Frequency (MHz)	EIRP (dBm)	Limit (dBm)	Over Limit (dB)	S.G. Power (dBm)	Cable Loss (dB)	Antenna Gain (dBi)	Polarization (H/V)	Result
1648.4	-68.15	-13	-55.15	-71.04	2.62	5.51	Horizontal	Pass
2472.6	-58.39	-13	-45.39	-61.08	3.06	5.75	Horizontal	Pass
3296.8	-67.45	-13	-54.45	-71.81	3.3	7.66	Horizontal	Pass
1648.4	-70.26	-13	-57.26	-73.15	2.62	5.51	Vertical	Pass
2472.6	-67.35	-13	-54.35	-70.04	3.06	5.75	Vertical	Pass
3296.8	-67.5	-13	-54.5	-71.86	3.3	7.66	Vertical	Pass

GSM850-Middle channel								
Frequency (MHz)	EIRP (dBm)	Limit (dBm)	Over Limit (dB)	S.G. Power (dBm)	Cable Loss (dB)	Antenna Gain (dBi)	Polarization (H/V)	Result
1673.2	-70.96	-13	-57.96	-73.77	2.63	5.44	Horizontal	Pass
2509.8	-68.28	-13	-55.28	-71.04	3.08	5.84	Horizontal	Pass
3346.4	-66.85	-13	-53.85	-71.32	3.32	7.79	Horizontal	Pass
1673.2	-69.64	-13	-56.64	-72.45	2.63	5.44	Vertical	Pass
2509.8	-66.65	-13	-53.65	-69.41	3.08	5.84	Vertical	Pass
3346.4	-66.57	-13	-53.57	-71.04	3.32	7.79	Vertical	Pass

GSM850-High channel								
Frequency (MHz)	EIRP (dBm)	Limit (dBm)	Over Limit (dB)	S.G. Power (dBm)	Cable Loss (dB)	Antenna Gain (dBi)	Polarization (H/V)	Result
1697.6	-70.29	-13	-57.29	-73.03	2.64	5.38	Horizontal	Pass
2546.4	-68.62	-13	-55.62	-71.45	3.09	5.92	Horizontal	Pass
3395.2	-66.81	-13	-53.81	-71.37	3.35	7.91	Horizontal	Pass
1697.6	-70.84	-13	-57.84	-73.58	2.64	5.38	Vertical	Pass
2546.4	-67.0	-13	-54.0	-69.83	3.09	5.92	Vertical	Pass
3395.2	-66.42	-13	-53.42	-70.98	3.35	7.91	Vertical	Pass



Unless otherwise agreed in writing, this document is issued by the Company subject to its General Conditions of Service printed overleaf, available on request or accessible at <https://www.sgs.com/en/Terms-and-Conditions>. Attention is drawn to the limitation of liability, indemnification and jurisdiction issues defined therein. Any holder of this document is advised that information contained hereon reflects the Company's findings at the time of its intervention only and within the limits of Client's instructions, if any. The Company's sole responsibility is to its Client and this document does not exonerate parties to a transaction from exercising all their rights and obligations under the transaction documents. This document cannot be reproduced except in full, without prior written approval of the Company. Any unauthorized alteration, forgery or falsification of the content or appearance of this document is unlawful and offenders may be prosecuted to the fullest extent of the law. Unless otherwise stated the results shown in this test report refer only to the sample(s) tested and such sample(s) are retained for 30 days only.

Attention: To check the authenticity of testing /inspection report & certificate, please contact us at telephone: (86-755) 8307 1443, or email: CN.Doccheck@sgs.com

GSM1900-Low channel								
Frequency (MHz)	EIRP (dBm)	Limit (dBm)	Over Limit (dB)	S.G. Power (dBm)	Cable Loss (dB)	Antenna Gain (dBi)	Polarization (H/V)	Result
3700.4	-66.46	-13	-53.46	-71.32	3.58	8.44	Horizontal	Pass
5550.6	-62.58	-13	-49.58	-68.29	4.74	10.45	Horizontal	Pass
7400.8	-61.2	-13	-48.2	-67.88	4.94	11.62	Horizontal	Pass
3700.4	-66.26	-13	-53.26	-71.12	3.58	8.44	Vertical	Pass
5550.6	-62.4	-13	-44.8	-68.11	4.74	10.45	Vertical	Pass
7400.8	-61.09	-13	-48.09	-67.77	4.94	11.62	Vertical	Pass

GSM1900-Middle channel								
Frequency (MHz)	EIRP (dBm)	Limit (dBm)	Over Limit (dB)	S.G. Power (dBm)	Cable Loss (dB)	Antenna Gain (dBi)	Polarization (H/V)	Result
3760.0	-66.66	-13	-53.66	-71.55	3.63	8.52	Horizontal	Pass
5640.0	-62.35	-13	-49.35	-68.05	4.75	10.45	Horizontal	Pass
7520.0	-60.34	-13	-47.34	-67.16	4.94	11.76	Horizontal	Pass
3760.0	-66.59	-13	-53.59	-71.48	3.63	8.52	Vertical	Pass
5640.0	-62.15	-13	-49.15	-67.85	4.75	10.45	Vertical	Pass
7520.0	-60.11	-13	-47.11	-66.93	4.94	11.76	Vertical	Pass

GSM1900-High channel								
Frequency (MHz)	EIRP (dBm)	Limit (dBm)	Over Limit (dB)	S.G. Power (dBm)	Cable Loss (dB)	Antenna Gain (dBi)	Polarization (H/V)	Result
3819.6	-65.93	-13	-52.93	-70.85	3.68	8.6	Horizontal	Pass
5729.4	-62.2	-13	-49.2	-67.89	4.76	10.45	Horizontal	Pass
7639.2	-59.84	-13	-46.84	-66.79	4.95	11.9	Horizontal	Pass
3819.6	-66.29	-13	-53.29	-71.21	3.68	8.6	Vertical	Pass
5729.4	-62.53	-13	-49.53	-68.22	4.76	10.45	Vertical	Pass
7639.2	-59.79	-13	-46.79	-66.74	4.95	11.9	Vertical	Pass

Note:

All modes have been tested and we found GPRS Test mode has the worst test result. Only record the worst test result.



Unless otherwise agreed in writing, this document is issued by the Company subject to its General Conditions of Service printed overleaf, available on request or accessible at <https://www.sgs.com/en/Terms-and-Conditions>. Attention is drawn to the limitation of liability, indemnification and jurisdiction issues defined therein. Any holder of this document is advised that information contained hereon reflects the Company's findings at the time of its intervention only and within the limits of Client's instructions, if any. The Company's sole responsibility is to its Client and this document does not exonerate parties to a transaction from exercising all their rights and obligations under the transaction documents. This document cannot be reproduced except in full, without prior written approval of the Company. Any unauthorized alteration, forgery or falsification of the content or appearance of this document is unlawful and offenders may be prosecuted to the fullest extent of the law. Unless otherwise stated the results shown in this test report refer only to the sample(s) tested and such sample(s) are retained for 30 days only.

Attention: To check the authenticity of testing /inspection report & certificate, please contact us at telephone: (86-755) 8307 1443, or email: CN.Doccheck@sgs.com

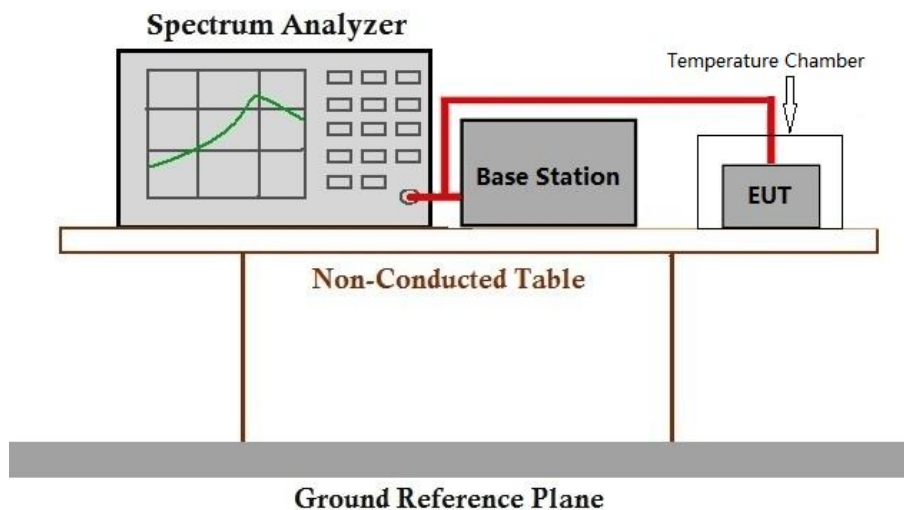
6.7 Frequency stability

Test Requirement: §2.1055, §22.755, §24.235
 Test Method: ANSI C63.26-2015, KDB 971168 D01 v03r01
 Limit: $\leq \pm 2.5\text{ppm}$.

6.7.1 E.U.T. Operation

Operating Environment:
 Temperature: 22.7 °C Humidity: 44.8 % RH Atmospheric Pressure: 1020 mbar
 Test mode: 30:TX mode_Keep the EUT in transmitting mode

6.7.2 Test Setup Diagram



6.7.3 Measurement Data

Please refer to Appendix for GSM test data appendix.



7 Test Setup Photo

Refer to Appendix - Test Setup Photo for SZCR2506002393AT

8 EUT Constructional Details (EUT Photos)

Refer to Appendix – External and Internal Photos for SZCR2506002393AT

-End of Report -

