

SGS-CSTC Standards Technical Services Co., Ltd. Shenzhen Branch

SZSAR-TRF-01 Rev. A/0 May15,2023

Report No.: SZCR250500202909

Page: 1 of 76

FCC SAR TEST REPORT

Application No.: SZCR2505002029AT

Applicant: Vanstone Electronic (Beijing) Co., Ltd.

Address of Applicant: 3F No.2 Building, Aisino Corporation Park 18A, Xingshikou Road, Haidian District, Beijing, China 100195


Manufacturer: Vanstone Electronic (Beijing) Co., Ltd.

Address of Manufacturer: 3F No.2 Building, Aisino Corporation Park 18A, Xingshikou Road, Haidian District, Beijing, China 100195

EUT Description: Android POS Terminal

Model No.: A75 Pro ♣

♣ Please refer to section 1.1 of this report which indicates the different configuration of the test sample.

Trade Mark: 

FCC ID: OWLA75-PRO-B

Standards: FCC 47CFR §2.1093

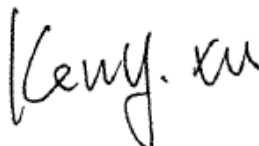
Date of Receipt: 2025-05-27

Date of Test: 2025-05-30 to 2025-06-06

Date of Issue: 2025-06-09

Test Result :	PASS *
----------------------	---------------

* In the configuration tested, the EUT detailed in this report complied with the standards specified above.



Keny Xu
EMC Laboratory Manager



Unless otherwise agreed in writing, this document is issued by the Company subject to its General Conditions of Service printed overleaf, available on request or accessible at <https://www.sgs.com/en/Terms-and-Conditions>. Attention is drawn to the limitation of liability, indemnification and jurisdiction issues defined therein. Any holder of this document is advised that information contained hereon reflects the Company's findings at the time of its intervention only and within the limits of Client's instructions, if any. The Company's sole responsibility is to its Client and this document does not exonerate parties to a transaction from exercising all their rights and obligations under the transaction documents. This document cannot be reproduced except in full, without prior written approval of the Company. Any unauthorized alteration, forgery or falsification of the content or appearance of this document is unlawful and offenders may be prosecuted to the fullest extent of the law. Unless otherwise stated the results shown in this test report refer only to the sample(s) tested and such sample(s) are retained for 30 days only.

Attention: To check the authenticity of testing /inspection report & certificate, please contact us at telephone: (86-755) 8307 1443,

or email: CN.Doccheck@sgs.com

SGS-CSTC Standards Technical Services Co., Ltd.
Shenzhen Branch EMC Laboratory

No.1 Workshop, M-10, Middle Section, Science & Technology Park, Nanshan District, Shenzhen, Guangdong, China 518057 t (86-755) 26012053 f (86-755) 26710594 www.sgsgroup.com.cn
中国·广东·深圳市南山区科技园中区M-10栋1号厂房 邮编: 518057 t (86-755) 26012053 f (86-755) 26710594 sgs.china@sgs.com

SGS-CSTC Standards Technical Services Co., Ltd. Shenzhen Branch

SZSAR-TRF-01 Rev. A/0 May15,2023

Report No.: SZCR250500202909

Page: 2 of 76

Revision Record				
Version	Chapter	Date	Modifier	Remark
01		2025-06-09		Original

Authorized for issue by:				
		Calvin Weng		
		Calvin Weng/Project Engineer		
		Eric Fu		
		Eric Fu/Reviewer		



Unless otherwise agreed in writing, this document is issued by the Company subject to its General Conditions of Service printed overleaf, available on request or accessible at <https://www.sgs.com/en/Terms-and-Conditions>. Attention is drawn to the limitation of liability, indemnification and jurisdiction issues defined therein. Any holder of this document is advised that information contained hereon reflects the Company's findings at the time of its intervention only and within the limits of Client's instructions, if any. The Company's sole responsibility is to its Client and this document does not exonerate parties to a transaction from exercising all their rights and obligations under the transaction documents. This document cannot be reproduced except in full, without prior written approval of the Company. Any unauthorized alteration, forgery or falsification of the content or appearance of this document is unlawful and offenders may be prosecuted to the fullest extent of the law. Unless otherwise stated the results shown in this test report refer only to the sample(s) tested and such sample(s) are retained for 30 days only.

Attention: To check the authenticity of testing /inspection report & certificate, please contact us at telephone: (86-755) 8307 1443, or email: CN.Doccheck@sgs.com

No.1 Workshop, M-10, Middle Section, Science & Technology Park, Nanshan District, Shenzhen, Guangdong, China 518057 t (86-755) 26012053 f (86-755) 26710594 www.sgs.com.cn
 中国·广东·深圳市南山区科技园中区M-10栋1号厂房 邮编: 518057 t (86-755) 26012053 f (86-755) 26710594 sgs.china@sgs.com

TEST SUMMARY

Frequency Band	Maximum Reported SAR(W/kg)
	Extremity
GSM850	0.90
GSM1900	1.83
WCDMA Band II	2.54
WCDMA Band IV	2.46
WCDMA Band V	0.58
LTE Band 2	2.56
LTE Band 4	2.45
LTE Band 5	0.65
LTE Band 7	2.19
LTE Band 38	1.35
WI-FI (2.4GHz)	1.04
BT	0.51
SAR Limited(W/kg)	4.0
Maximum Simultaneous Transmission SAR (W/kg)	
Scenario	Extremity
Sum SAR	2.61



Unless otherwise agreed in writing, this document is issued by the Company subject to its General Conditions of Service printed overleaf, available on request or accessible at <https://www.sgs.com/en/Terms-and-Conditions>. Attention is drawn to the limitation of liability, indemnification and jurisdiction issues defined therein. Any holder of this document is advised that information contained hereon reflects the Company's findings at the time of its intervention only and within the limits of Client's instructions, if any. The Company's sole responsibility is to its Client and this document does not exonerate parties to a transaction from exercising all their rights and obligations under the transaction documents. This document cannot be reproduced except in full, without prior written approval of the Company. Any unauthorized alteration, forgery or falsification of the content or appearance of this document is unlawful and offenders may be prosecuted to the fullest extent of the law. Unless otherwise stated the results shown in this test report refer only to the sample(s) tested and such sample(s) are retained for 30 days only.

Attention: To check the authenticity of testing /inspection report & certificate, please contact us at telephone: (86-755) 8307 1443, or email: CN.Doccheck@sgs.com

No.1 Workshop, M-10, Middle Section, Science & Technology Park, Nanshan District, Shenzhen, Guangdong, China 518057 t (86-755) 26012053 f (86-755) 26710594 www.sgs.com.cn
 中国·广东·深圳市南山区科技园中区M-10栋1号厂房 邮编: 518057 t (86-755) 26012053 f (86-755) 26710594 sgs.china@sgs.com

Contents

TEST SUMMARY	3
1 General Information	7
1.1 General Description of EUT	7
1.1.1 DUT Antenna Locations	10
1.2 Test Specification	11
1.3 RF exposure limits	12
1.4 Test Location	13
1.5 Test Facility	13
2 Laboratory Environment	14
3 SAR Measurements System Configuraion	15
3.1 The SAR Measurement System	15
3.2 Isotropic E-field Proble EX3DV4	17
3.3 Data Acquisition Electronics (DAE)	18
3.4 SAM Twin Phantom	18
3.5 ELI Phantom	19
3.6 Device Holder for Transmitters	20
3.7 Measurement Procedure	21
3.7.1 Scanning procedure	21
3.7.2 Data storage	23
3.7.3 Data Evaluation by SEMCAD	23
4 SAR measurement variability and uncertainty	25
4.1 SAR measurement variability	25
4.2 SAR measurement uncertainty	25
5 Desciption of Test Position	26
5.1 The Test Position	26
5.1.1 Hand-held usage of the device, not at the head or torso	26
6 SAR System Verificaion Procedure	27
6.1 Tissue Simulate Liquid	27
6.1.1 Recipes for Tissue Simulate Liquid	27
6.1.2 Measurement for Tissue Simulate Liquid	28
6.2 SAR System Check	29
6.2.1 Justification for Extended SAR Dipole Calibrations	30
6.2.2 Summary System Check Result(s)	31
6.2.3 Detailed System Check Results	31
7 Test Configuration	32



SGS-CSTC Standards Technical Services Co., Ltd. Shenzhen Branch

SZSAR-TRF-01 Rev. A/0 May15,2023

Report No.: SZCR250500202909

Page: 5 of 76

7.1	3G SAR Test Reduction Procedure	32
7.2	Operation Configurations.....	32
7.2.1	GSM Test Configuration	32
7.2.2	WCDMA Test Configuration	32
7.2.3	LTE Test Configuration.....	36
7.2.4	WIFI Test Configuration.....	39
7.2.5	BT Test Configuration	43
8	Test Result	44
8.1	Measurement of RF Conducted Power	44
8.1.1	Conducted Power of GSM	44
8.1.2	Conducted Power of WCDMA.....	45
8.1.3	Conducted Power of LTE	47
8.1.4	Conducted Power of 2.4G WIFI.....	57
8.1.5	Conducted Power of BT	58
8.2	Measurement of SAR Data	59
8.2.1	SAR Result of GSM850	60
8.2.2	SAR Result of GSM1900.....	61
8.2.3	SAR Result of WCDMA Band II.....	62
8.2.4	SAR Result of WCDMA Band IV	63
8.2.5	SAR Result of WCDMA Band V	64
8.2.6	SAR Result of LTE Band 2	65
8.2.7	SAR Result of LTE Band 4	66
8.2.8	SAR Result of LTE Band 5	67
8.2.9	SAR Result of LTE Band 7	68
8.2.10	SAR Result of LTE Band 38.....	69
8.2.11	SAR Result of WIFI 2.4G	70
8.2.12	SAR Result of BT	71
8.3	Multiple Transmitter Evaluation.....	72
8.3.1	Simultaneous SAR test evaluation.....	72
8.3.2	Simultaneous Transmission SAR Summation Scenario	73
9	Equipment list	75
10	Calibration certificate	76
11	Photographs	76
Appendix A: Detailed System Check Results		76



SGS-CSTC Standards Technical Services Co., Ltd.
Shenzhen Branch Technical Services Laboratory

Unless otherwise agreed in writing, this document is issued by the Company subject to its General Conditions of Service printed overleaf, available on request or accessible at <https://www.sgs.com/en/Terms-and-Conditions>. Attention is drawn to the limitation of liability, indemnification and jurisdiction issues defined therein. Any holder of this document is advised that information contained hereon reflects the Company's findings at the time of its intervention only and within the limits of Client's instructions, if any. The Company's sole responsibility is to its Client and this document does not exonerate parties to a transaction from exercising all their rights and obligations under the transaction documents. This document cannot be reproduced except in full, without prior written approval of the Company. Any unauthorized alteration, forgery or falsification of the content or appearance of this document is unlawful and offenders may be prosecuted to the fullest extent of the law. Unless otherwise stated the results shown in this test report refer only to the sample(s) tested and such sample(s) are retained for 30 days only.

Attention: To check the authenticity of testing /inspection report & certificate, please contact us at telephone: (86-755) 8307 1443, or email: CN.Doccheck@sgs.com
No.1 Workshop, M-10, Middle Section, Science & Technology Park, Nanshan District, Shenzhen, Guangdong, China 518057 t (86-755) 26012053 f (86-755) 26710594 www.sgs.com.cn
中国·广东·深圳市南山区科技园中区M-10栋1号厂房 邮编: 518057 t (86-755) 26012053 f (86-755) 26710594 sgs.china@sgs.com

SGS-CSTC Standards Technical Services Co., Ltd. Shenzhen Branch

SZSAR-TRF-01 Rev. A/0 May15,2023

Report No.: SZCR250500202909

Page: 6 of 76

Appendix B: Detailed Test Results.....	76
Appendix C: Calibration certificate	76
Appendix D: Photographs	76



Unless otherwise agreed in writing, this document is issued by the Company subject to its General Conditions of Service printed overleaf, available on request or accessible at <https://www.sgs.com/en/Terms-and-Conditions>. Attention is drawn to the limitation of liability, indemnification and jurisdiction issues defined therein. Any holder of this document is advised that information contained hereon reflects the Company's findings at the time of its intervention only and within the limits of Client's instructions, if any. The Company's sole responsibility is to its Client and this document does not exonerate parties to a transaction from exercising all their rights and obligations under the transaction documents. This document cannot be reproduced except in full, without prior written approval of the Company. Any unauthorized alteration, forgery or falsification of the content or appearance of this document is unlawful and offenders may be prosecuted to the fullest extent of the law. Unless otherwise stated the results shown in this test report refer only to the sample(s) tested and such sample(s) are retained for 30 days only.


Attention: To check the authenticity of testing /inspection report & certificate, please contact us at telephone: (86-755) 8307 1443, or email: CN.Doccheck@sgs.com

SGS-CSTC Standards Technical Services Co., Ltd.
Shenzhen Branch (SZSAR-TRF-01) Laboratory

No.1 Workshop, M-10, Middle Section, Science & Technology Park, Nanshan District, Shenzhen, Guangdong, China 518057 t (86-755) 26012053 f (86-755) 26710594 www.sgs.com.cn
中国·广东·深圳市南山区科技园中区M-10栋1号厂房 邮编: 518057 t (86-755) 26012053 f (86-755) 26710594 sgs.china@sgs.com

1 General Information

1.1 General Description of EUT

Product Name:	Android POS Terminal		
Model No.:	A75 Pro		
Trade Mark:			
Product Phase:	production unit		
Device Type:	portable device		
Exposure Category:	uncontrolled environment / general population		
IMEI:	00085000397		
Hardware Version:	V1.02		
Software Version:	V1.02		
Antenna Type:	PIFA antenna		
Device Operating Configurations:			
Modulation Mode:	GSM: GMSK,8PSK; WCDMA: QPSK LTE: QPSK,16QAM; WIFI: DSSS,OFDM; BT: GFSK, π/4DQPSK,8DPSK		
Device Class:	B		
GPRS Multi-slots Class:	12	EGPRS Multi-slots Class:	12
HSDPA UE Category:	14	HSUPA UE Category:	6
Power Class:	4, tested with power level 5(GSM850)		
	1, tested with power level 0(GSM1900)		
	3, tested with power control “all 1”(WCDMA Band)		
	3, tested with power control “max power”(LTE Band)		
Frequency Bands:	Band	Tx(MHz)	
	GSM850	824~849	
	GSM1900	1850~1910	
	WCDMA Band II	1850~1910	
	WCDMA Band IV	1710~1755	
	WCDMA Band V	824~849	
	LTE Band 2	1850 ~1910	
	LTE Band 4	1710~1755	
	LTE Band 5	824~849	

SGS-CSTC Standards Technical Services Co., Ltd. Shenzhen Branch

SZSAR-TRF-01 Rev. A/0 May15,2023

Report No.: SZCR250500202909

Page: 8 of 76

	LTE Band 7	2500~2570
	LTE Band 38	2570~2620
	WIFI 2.4G	2412~2462
	BT	2402~2480
	NFC	13.56
RF Cable:	<input checked="" type="checkbox"/> Provided by applicant <input type="checkbox"/> Provided by the laboratory	
Battery Information1#:	Model:	BT-901
	Normal Voltage :	DC3.60V
	Rated capacity :	5200mAh
	Battery Type :	Rechargeable Li-polymer Battery
	Manufacturer1	MEI ZHOU BO FU NENG TECHNOLOGY CO.,LTD
Battery Information2#:	Model:	BT-901
	Normal Voltage :	DC3.60V
	Rated capacity :	5200mAh
	Battery Type :	Rechargeable Li-polymer Battery
	Manufacturer2	Dongguan Rishengzhi New Energy Technology Co.,Ltd.
<p>Note:</p> <p>*Since the above data and/or information is provided by the client relevant results or conclusions of this report are only made for these data and/or information , SGS is not responsible for the authenticity, integrity and results of the data and information and/or the validity of the conclusion.</p> <p>Remark:</p> <p>As above information is provided and confirmed by the applicant. SGS is not liable to the accuracy, suitability, reliability or/and integrity of the information.</p>		



Unless otherwise agreed in writing, this document is issued by the Company subject to its General Conditions of Service printed overleaf, available on request or accessible at <https://www.sgs.com/en/Terms-and-Conditions>. Attention is drawn to the limitation of liability, indemnification and jurisdiction issues defined therein. Any holder of this document is advised that information contained hereon reflects the Company's findings at the time of its intervention only and within the limits of Client's instructions, if any. The Company's sole responsibility is to its Client and this document does not exonerate parties to a transaction from exercising all their rights and obligations under the transaction documents. This document cannot be reproduced except in full, without prior written approval of the Company. Any unauthorized alteration, forgery or falsification of the content or appearance of this document is unlawful and offenders may be prosecuted to the fullest extent of the law. Unless otherwise stated the results shown in this test report refer only to the sample(s) tested and such sample(s) are retained for 30 days only.

Attention: To check the authenticity of testing /inspection report & certificate, please contact us at telephone: (86-755) 8307 1443, or email: CN.Doccheck@sgs.com

No.1 Workshop, M-10, Middle Section, Science & Technology Park, Nanshan District, Shenzhen, Guangdong, China 518057 t (86-755) 26012053 f (86-755) 26710594 www.sgs.com.cn
 中国·广东·深圳市南山区科技园中区M-10栋1号厂房 邮编: 518057 t (86-755) 26012053 f (86-755) 26710594 sgs.china@sgs.com

SGS-CSTC Standards Technical Services Co., Ltd. Shenzhen Branch

SZSAR-TRF-01 Rev. A/0 May15,2023

Report No.: SZCR250500202909

Page: 9 of 76

Declaration of EUT Family Grouping:

Model No.: A75 Pro

Since according to the declaration from the applicant, the electrical circuit design, PCB layout, components used, internal wiring and functions were identical, but the resolution of the screen and the vendor are different. Same battery specifications, different suppliers. Different suppliers of printer motors and button batteries.

Hardware Version	Object / part No.	Manufacturer/trademark	Type / model	Technical data	Description of the difference
P3.1	LCD	SHENZHEN EASY QUICK TECHNOLOGY CO.,LTD.	A75 Pro_IPS_V1.00	854*480	The circuit design, layout, components used and internal wiring are all the same, but the resolution of the screen and the vendor are different. Same battery specifications, different suppliers. Different suppliers of printer motors and button batteries.
		Sichuan Zhongxian IntelligentTechnology	A75 Pro_IPS_V1.00	1280*720	
	Rechargeable Li-ion Battery	MEI ZHOU BO FU NENG TECHNOLOGY CO., LTD	BT-901	Nominal Voltage: 3.60V Rated Capacity: 5200mAh/ 18.72Wh	
		Dongguan Rishengzhi New Energy Technology Co., Ltd.	BT-901	Nominal Voltage: 3.60V Rated Capacity: 5200mAh/ 18.72Wh	
	Motor	DongGuan YuanFang Motor Co.,Ltd	15BY25-211	3.60V	
		SHEN ZHEN CITY ONCE TOP MOTOR MANUFACTURE CO.,LTD.	OT-SM15P-245D	4.2~8.5V DC	
	Button cell	EVE Energy Co.,Ltd.	CR2032	3V, 225mAh	
		Shenzhen Lidea Battery Co Ltd	CR2032	3V, 230mAh	



Unless otherwise agreed in writing, this document is issued by the Company subject to its General Conditions of Service printed overleaf, available on request or accessible at <https://www.sgs.com/en/Terms-and-Conditions>. Attention is drawn to the limitation of liability, indemnification and jurisdiction issues defined therein. Any holder of this document is advised that information contained hereon reflects the Company's findings at the time of its intervention only and within the limits of Client's instructions, if any. The Company's sole responsibility is to its Client and this document does not exonerate parties to a transaction from exercising all their rights and obligations under the transaction documents. This document cannot be reproduced except in full, without prior written approval of the Company. Any unauthorized alteration, forgery or falsification of the content or appearance of this document is unlawful and offenders may be prosecuted to the fullest extent of the law. Unless otherwise stated the results shown in this test report refer only to the sample(s) tested and such sample(s) are retained for 30 days only.

Attention: To check the authenticity of testing /inspection report & certificate, please contact us at telephone: (86-755) 8307 1443, or email: CN.Doccheck@sgs.com

No.1 Workshop, M-10, Middle Section, Science & Technology Park, Nanshan District, Shenzhen, Guangdong, China 518057 t (86-755) 26012053 f (86-755) 26710594 www.sgs.com.cn
中国·广东·深圳市南山区科技园中区M-10栋1号厂房 邮编: 518057 t (86-755) 26012053 f (86-755) 26710594 sgs.china@sgs.com

1.1.1 DUT Antenna Locations

The DUT Antenna Locations can be referred to Appendix D



Unless otherwise agreed in writing, this document is issued by the Company subject to its General Conditions of Service printed overleaf, available on request or accessible at <https://www.sgs.com/en/Terms-and-Conditions>. Attention is drawn to the limitation of liability, indemnification and jurisdiction issues defined therein. Any holder of this document is advised that information contained hereon reflects the Company's findings at the time of its intervention only and within the limits of Client's instructions, if any. The Company's sole responsibility is to its Client and this document does not exonerate parties to a transaction from exercising all their rights and obligations under the transaction documents. This document cannot be reproduced except in full, without prior written approval of the Company. Any unauthorized alteration, forgery or falsification of the content or appearance of this document is unlawful and offenders may be prosecuted to the fullest extent of the law. Unless otherwise stated the results shown in this test report refer only to the sample(s) tested and such sample(s) are retained for 30 days only.

Attention: To check the authenticity of testing /inspection report & certificate, please contact us at telephone: (86-755) 8307 1443, or email: CN.Doccheck@sgs.com

SGS-CSTC Standards Technical Services Co., Ltd.
Shenzhen Branch (SZSAR-TRF-01) Test Laboratory

No.1 Workshop, M-10, Middle Section, Science & Technology Park, Nanshan District, Shenzhen, Guangdong, China 518057 t (86-755) 26012053 f (86-755) 26710594 www.sgs.com.cn
中国·广东·深圳市南山区科技园中区M-10栋1号厂房 邮编: 518057 t (86-755) 26012053 f (86-755) 26710594 sgs.china@sgs.com

1.2 Test Specification

Identity	Document Title
FCC 47CFR §2.1093	Radiofrequency Radiation Exposure Evaluation: Portable Devices
ANSI/IEEE C95.1-1992	IEEE Standard for Safety Levels with Respect to Human Exposure to Radio Frequency Electromagnetic Fields, 3 kHz – 300 GHz.
IEEE 1528-2013	Recommended Practice for Determining the Peak Spatial-Average Specific Absorption Rate (SAR) in the Human Head from Wireless Communications Devices: Measurement Techniques
KDB 941225 D01	3G SAR Measurement Procedures v03r01
KDB 941225 D05	SAR for LTE Devices v02r05
KDB 941225 D05A	LTE Rel.10 KDB Inquiry Sheet v01r02
KDB 248227 D01	SAR Guidance for IEEE 802.11 Wi-Fi SAR v02r02
KDB 447498 D04	Interim General RF Exposure Guidance v01
KDB 865664 D01	SAR Measurement 100 MHz to 6 GHz v01r04
KDB 865664 D02	RF Exposure Reporting v01r02
KDB 690783 D01	SAR Listings on Grants v01r03



Unless otherwise agreed in writing, this document is issued by the Company subject to its General Conditions of Service printed overleaf, available on request or accessible at <https://www.sgs.com/en/Terms-and-Conditions>. Attention is drawn to the limitation of liability, indemnification and jurisdiction issues defined therein. Any holder of this document is advised that information contained hereon reflects the Company's findings at the time of its intervention only and within the limits of Client's instructions, if any. The Company's sole responsibility is to its Client and this document does not exonerate parties to a transaction from exercising all their rights and obligations under the transaction documents. This document cannot be reproduced except in full, without prior written approval of the Company. Any unauthorized alteration, forgery or falsification of the content or appearance of this document is unlawful and offenders may be prosecuted to the fullest extent of the law. Unless otherwise stated the results shown in this test report refer only to the sample(s) tested and such sample(s) are retained for 30 days only.

Attention: To check the authenticity of testing /inspection report & certificate, please contact us at telephone: (86-755) 83071443, or email: CN.Doccheck@sgs.com

No.1 Workshop, M-10, Middle Section, Science & Technology Park, Nanshan District, Shenzhen, Guangdong, China 518057 t (86-755) 26012053 f (86-755) 26710594 www.sgs.com.cn
 中国·广东·深圳市南山区科技园中区M-10栋1号厂房 邮编: 518057 t (86-755) 26012053 f (86-755) 26710594 sgs.china@sgs.com

1.3 RF exposure limits

Human Exposure	Uncontrolled Environment General Population	Controlled Environment Occupational
Spatial Peak SAR* (Brain*Trunk)	1.60 mW/g	8.00 mW/g
Spatial Average SAR** (Whole Body)	0.08 mW/g	0.40 mW/g
Spatial Peak SAR*** (Hands/Feet/Ankle/Wrist)	4.00 mW/g	20.00 mW/g

Notes:

* The Spatial Peak value of the SAR averaged over any 1 gram of tissue (defined as a tissue volume in the shape of a cube) and over the appropriate averaging time

** The Spatial Average value of the SAR averaged over the whole body.

*** The Spatial Peak value of the SAR averaged over any 10 grams of tissue (defined as a tissue volume in the shape of a cube) and over the appropriate averaging time.

Uncontrolled Environments are defined as locations where there is the exposure of individuals who have no knowledge or control of their exposure.

Controlled Environments are defined as locations where there is exposure that may be incurred by persons who are aware of the potential for exposure, (i.e. as a result of employment or occupation.)



Unless otherwise agreed in writing, this document is issued by the Company subject to its General Conditions of Service printed overleaf, available on request or accessible at <https://www.sgs.com/en/Terms-and-Conditions>. Attention is drawn to the limitation of liability, indemnification and jurisdiction issues defined therein. Any holder of this document is advised that information contained hereon reflects the Company's findings at the time of its intervention only and within the limits of Client's instructions, if any. The Company's sole responsibility is to its Client and this document does not exonerate parties to a transaction from exercising all their rights and obligations under the transaction documents. This document cannot be reproduced except in full, without prior written approval of the Company. Any unauthorized alteration, forgery or falsification of the content or appearance of this document is unlawful and offenders may be prosecuted to the fullest extent of the law. Unless otherwise stated the results shown in this test report refer only to the sample(s) tested and such sample(s) are retained for 30 days only.

Attention: To check the authenticity of testing /inspection report & certificate, please contact us at telephone: (86-755) 8307 1443, or email: CN.Doccheck@sgs.com
 No.1 Workshop, M-10, Middle Section, Science & Technology Park, Nanshan District, Shenzhen, Guangdong, China 518057 t (86-755) 26012053 f (86-755) 26710594 www.sgs.com.cn
 中国·广东·深圳市南山区科技园中区M-10栋1号厂房 邮编: 518057 t (86-755) 26012053 f (86-755) 26710594 sgs.china@sgs.com

1.4 Test Location

All tests were performed at:

SGS-CSTC Standards Technical Services Co., Ltd., Shenzhen Branch

No. 1 Workshop, M-10, Middle Section, Science & Technology Park, Nanshan District, Shenzhen, Guangdong, China. 518057.

Tel: +86 755 2601 2053 Fax: +86 755 2671 0594

No tests were sub-contracted.

1.5 Test Facility

The test facility is recognized, certified, or accredited by the following organizations:

• A2LA (Certificate No. 3816.01)

SGS-CSTC Standards Technical Services Co., Ltd., Shenzhen EMC Laboratory is accredited by the American Association for Laboratory Accreditation(A2LA). Certificate No. 3816.01.

• VCCI (Member No. 1937)

The 3m Fully-anechoic chamber for above 1GHz, 10m Semi-anechoic chamber for below 1GHz, Shielded Room for Mains Port Conducted Interference Measurement and Telecommunication Port Conducted Interference Measurement of SGS-CSTC Standards Technical Services Co., Ltd. Shenzhen EMC laboratory have been registered in accordance with the Regulations for Voluntary Control Measures with Registration No.: G-20026, R-14188, C-12383 and T-11153 respectively.

• FCC –Designation Number: CN1336

SGS-CSTC Standards Technical Services Co., Ltd., Shenzhen EMC Laboratory has been recognized as an accredited testing laboratory.

Designation Number: CN1336. Test Firm Registration Number: 787754.

• Innovation, Science and Economic Development Canada

SGS-CSTC Standards Technical Services Co., Ltd., Shenzhen EMC Laboratory has been recognized by ISED as an accredited testing laboratory.

CAB identifier: CN0006.

IC#: 4620C.



Unless otherwise agreed in writing, this document is issued by the Company subject to its General Conditions of Service printed overleaf, available on request or accessible at <https://www.sgs.com/en/Terms-and-Conditions>. Attention is drawn to the limitation of liability, indemnification and jurisdiction issues defined therein. Any holder of this document is advised that information contained hereon reflects the Company's findings at the time of its intervention only and within the limits of Client's instructions, if any. The Company's sole responsibility is to its Client and this document does not exonerate parties to a transaction from exercising all their rights and obligations under the transaction documents. This document cannot be reproduced except in full, without prior written approval of the Company. Any unauthorized alteration, forgery or falsification of the content or appearance of this document is unlawful and offenders may be prosecuted to the fullest extent of the law. Unless otherwise stated the results shown in this test report refer only to the sample(s) tested and such sample(s) are retained for 30 days only.

Attention: To check the authenticity of testing /inspection report & certificate, please contact us at telephone: (86-755) 8307 1443, or email: CN.Doccheck@sgs.com

SGS-CSTC Standards Technical Services Co., Ltd.
Shenzhen Branch EMC Laboratory

No.1 Workshop, M-10, Middle Section, Science & Technology Park, Nanshan District, Shenzhen, Guangdong, China 518057 t (86-755) 26012053 f (86-755) 26710594 www.sgs.com.cn
中国·广东·深圳市南山区科技园中区M-10栋1号厂房 邮编: 518057 t (86-755) 26012053 f (86-755) 26710594 sgs.china@sgs.com

SGS-CSTC Standards Technical Services Co., Ltd. Shenzhen Branch

SZSAR-TRF-01 Rev. A/0 May15,2023

Report No.: SZCR250500202909

Page: 14 of 76

2 Laboratory Environment

Temperature	Min. = 18°C, Max. = 25 °C
Relative humidity	Min. = 30%, Max. = 70%
Ground system resistance	< 0.5 Ω
Ambient noise is checked and found very low and in compliance with requirement of standards. Reflection of surrounding objects is minimized and in compliance with requirement of standards.	



Unless otherwise agreed in writing, this document is issued by the Company subject to its General Conditions of Service printed overleaf, available on request or accessible at <https://www.sgs.com/en/Terms-and-Conditions>. Attention is drawn to the limitation of liability, indemnification and jurisdiction issues defined therein. Any holder of this document is advised that information contained hereon reflects the Company's findings at the time of its intervention only and within the limits of Client's instructions, if any. The Company's sole responsibility is to its Client and this document does not exonerate parties to a transaction from exercising all their rights and obligations under the transaction documents. This document cannot be reproduced except in full, without prior written approval of the Company. Any unauthorized alteration, forgery or falsification of the content or appearance of this document is unlawful and offenders may be prosecuted to the fullest extent of the law. Unless otherwise stated the results shown in this test report refer only to the sample(s) tested and such sample(s) are retained for 30 days only.

Attention: To check the authenticity of testing /inspection report & certificate, please contact us at telephone: (86-755) 8307 1443, or email: CN.Doccheck@sgs.com

SGS-CSTC Standards Technical Services Co., Ltd.
Shenzhen Branch Inspection & Testing Services Laboratory

No.1 Workshop, M-10, Middle Section, Science & Technology Park, Nanshan District, Shenzhen, Guangdong, China 518057 t (86-755) 26012053 f (86-755) 26710594 www.sgs.com.cn
中国·广东·深圳市南山区科技园中区M-10栋1号厂房 邮编: 518057 t (86-755) 26012053 f (86-755) 26710594 sgs.china@sgs.com

SGS-CSTC Standards Technical Services Co., Ltd. Shenzhen Branch

SZSAR-TRF-01 Rev. A/0 May15,2023

Report No.: SZCR250500202909

Page: 16 of 76

- The function of the measurement server is to perform the time critical tasks such as signal filtering, control of the robot operation and fast movement interrupts.
- A probe alignment unit which improves the (absolute) accuracy of the probe positioning.
- A computer operating Windows system.
- DASY software.
- Remote control with teach pendant and additional circuitry for robot safety such as warning lamps, etc.
- The SAM twin phantom enabling testing left-hand, right-hand and Body Worn usage.
- The device holder for handheld mobile phones.
- Tissue simulating liquid mixed according to the given recipes.
- Validation dipole kits allowing to validating the proper functioning of the system.




Unless otherwise agreed in writing, this document is issued by the Company subject to its General Conditions of Service printed overleaf, available on request or accessible at <https://www.sgs.com/en/Terms-and-Conditions>. Attention is drawn to the limitation of liability, indemnification and jurisdiction issues defined therein. Any holder of this document is advised that information contained hereon reflects the Company's findings at the time of its intervention only and within the limits of Client's instructions, if any. The Company's sole responsibility is to its Client and this document does not exonerate parties to a transaction from exercising all their rights and obligations under the transaction documents. This document cannot be reproduced except in full, without prior written approval of the Company. Any unauthorized alteration, forgery or falsification of the content or appearance of this document is unlawful and offenders may be prosecuted to the fullest extent of the law. Unless otherwise stated the results shown in this test report refer only to the sample(s) tested and such sample(s) are retained for 30 days only.

Attention: To check the authenticity of testing /inspection report & certificate, please contact us at telephone: (86-755) 8307 1443, or email: CN.Doccheck@sgs.com


SGS-CSTC Standards Technical Services Co., Ltd.
Shenzhen Branch Inspection & Testing Services Laboratory

No.1 Workshop, M-10, Middle Section, Science & Technology Park, Nanshan District, Shenzhen, Guangdong, China 518057 t (86-755) 26012053 f (86-755) 26710594 www.sgs.com.cn
中国·广东·深圳市南山区科技园中区M-10栋1号厂房 邮编: 518057 t (86-755) 26012053 f (86-755) 26710594 sgs.china@sgs.com


3.2 Isotropic E-field Probe EX3DV4

	<p>Symmetrical design with triangular core Built-in shielding against static charges PEEK enclosure material (resistant to organic solvents, e.g., DGBE)</p>
Calibration	ISO/IEC 17025 calibration service available.
Frequency	10 MHz to > 6 GHz Linearity: ± 0.2 dB (30 MHz to 6 GHz)
Directivity	± 0.3 dB in TSL (rotation around probe axis) ± 0.5 dB in TSL (rotation normal to probe axis)
Dynamic Range	10 μ W/g to > 100 mW/g Linearity: ± 0.2 dB (noise: typically < 1 μ W/g)
Dimensions	Overall length: 337 mm (Tip: 20 mm) Tip diameter: 2.5 mm (Body: 12 mm) Typical distance from probe tip to dipole centers: 1 mm
Application	High precision dosimetric measurements in any exposure scenario (e.g., very strong gradient fields); the only probe that enables compliance testing for frequencies up to 6 GHz with precision of better 30%.
Compatibility	DASY52 SAR and higher, EASY4/MRI

3.3 Data Acquisition Electronics (DAE)

Model	DAE	
Construction	Signal amplifier, multiplexer, A/D converter and control logic. Serial optical link for communication with DASY4/5 embedded system (fully remote controlled). Two step probe touch detector for mechanical surface detection and emergency robot stop.	
Measurement Range	-100 to +300 mV (16 bit resolution and two range settings: 4mV,400mV)	
Input Offset Voltage	< 5μV (with auto zero)	
Input Bias Current	< 50 f A	
Dimensions	60 x 60 x 68 mm	


3.4 SAM Twin Phantom

Material	Vinylester, glass fiber reinforced (VE-GF)	
Liquid Compatibility	Compatible with all SPEAG tissue simulating liquids (incl. DGBE type)	
Shell Thickness	2 ± 0.2 mm (6 ± 0.2 mm at ear point)	
Dimensions (incl. Wooden Support)	Length: 1000 mm Width: 500 mm Height: adjustable feet	
Filling Volume	pprox.. 25 liters	
Wooden Support	SPEAG standard phantom table	

The shell corresponds to the specifications of the Specific Anthropomorphic Mannequin (SAM) phantom defined in IEEE 1528. It enables the dosimetric evaluation of left and right hand phone usage as well as body mounted usage at the flat phantom region. A cover prevents evaporation of the liquid. Reference markings on the phantom allow the complete setup of all predefined phantom positions and measurement grids by teaching three points with the robot.

Twin SAM V5.0 has the same shell geometry and is manufactured from the same material as Twin SAM V4.0, but has reinforced top structure.

3.5 ELI Phantom

Material	Vinylester, glass fiber reinforced (VE-GF)	
Liquid Compatibility	Compatible with all SPEAG tissue simulating liquids (incl. DGBE type)	
Shell Thickness	2.0 ± 0.2 mm(bottom plate)	
Dimensions	Major axis: 600 mm Minor axis: 400 mm	
Filling Volume	pprox.. 30 liters	
Wooden Support	SPEAG standard phantom table	

Phantom for compliance testing of handheld and body-mounted wireless devices in the frequency range of 30 MHz to 6 GHz. ELI is fully compatible with the IEEE 1528 standard and all known tissue simulating liquids. ELI has been optimized regarding its performance and can be integrated into our standard phantom tables. A cover prevents evaporation of the liquid. Reference markings on the phantom allow installation of the complete setup, including all predefined phantom positions and measurement grids, by teaching three points. The phantom is compatible with all SPEAG dosimetric probes and dipoles.

ELI V5.0 has the same shell geometry and is manufactured from the same material as ELI4 but has reinforced top structure.

3.6 Device Holder for Transmitters



F-2. Device Holder for Transmitters

- The DASY device holder is designed to cope with different positions given in the standard. It has two scales for the device rotation (with respect to the body axis) and the device inclination (with respect to the line between the ear reference points). The rotation centres for both scales are the ear reference point (ERP). Thus the device needs no repositioning when changing the angles.
- The DASY device holder has been made out of low-loss POM material having the following dielectric parameters: relative permittivity $\epsilon=3$ and loss tangent $\delta=0.02$. The amount of dielectric material has been reduced in the closest vicinity of the device, since measurements have suggested that the influence of the clamp on the test results could thus be lowered.

3.7 Measurement Procedure

3.7.1 Scanning procedure

Step 1: Power reference measurement

The "reference" and "drift" measurements are located at the beginning and end of the batch process. They measure the field drift at one single point in the liquid over the complete procedure.

Step 2: Area scan

The SAR distribution at the exposed side of the head was measured at a distance of 4mm from the inner surface of the shell. The area covered the entire dimension of the head and the horizontal grid spacing was 15mm*15mm or 12mm*12mm or 10mm*10mm. Based on the area scan data, the area of the maximum absorption was determined by spline interpolation.

Step 3: Zoom scan

Around this point, a volume of 32mm*32mm*30mm ($f \leq 2\text{GHz}$), 30mm*30mm*30mm (f for 2-3GHz) and 24mm*24mm*22mm (f for 5-6GHz) was assessed by measuring 5x5x7 points ($f \leq 2\text{GHz}$), 7x7x7 points (f for 2-3GHz) and 7x7x12 points (f for 5-6GHz). On this basis of this data set, the spatial peak SAR value was evaluated with the following procedure:

The data at the surface was extrapolated, since the centre of the dipoles is 2.0mm away from the tip of the probe and the distance between the surface and the lowest measuring point is 1.2mm. (This can be variable. Refer to the probe specification). The extrapolation was based on a least square algorithm. A polynomial of the fourth order was calculated through the points in z-axes. This polynomial was then used to evaluate the points between the surface and the probe tip. The maximum interpolated value was searched with a straight-forward algorithm. Around this maximum the SAR values averaged over the spatial volumes (1g or 10g) were computed using the 3D-Spline interpolation algorithm. The volume was integrated with the trapezoidal algorithm. One thousand points were interpolated to calculate the average. All neighbouring volumes were evaluated until no neighboring volume with a higher average value was found.

The area and zoom scan resolutions specified in the table below must be applied to the SAR measurements. Probe boundary effect error compensation is required for measurements with the probe tip closer than half a probe tip diameter to the phantom surface. Both the probe tip diameter and sensor offset distance must satisfy measurement protocols; to ensure probe boundary effect errors are minimized and the higher fields closest to the phantom surface can be correctly measured and extrapolated to the phantom surface for computing 1-g SAR. Tolerances of the post-processing algorithms must be verified by the test laboratory for the scan resolutions used in the SAR measurements, according to the reference distribution functions specified in IEEE Std. 1528-2013.

		$\leq 3 \text{ GHz}$	$> 3 \text{ GHz}$
Maximum distance from closest measurement point (geometric center of probe sensors) to phantom surface		$5 \pm 1 \text{ mm}$	$\frac{1}{2} \cdot \delta \cdot \ln(2) \pm 0.5 \text{ mm}$
Maximum probe angle from probe axis to phantom surface normal at the measurement location		$30^\circ \pm 1^\circ$	$20^\circ \pm 1^\circ$
Maximum area scan spatial resolution: Δx_{Area} , Δy_{Area}		$\leq 2 \text{ GHz: } \leq 15 \text{ mm}$ $2 - 3 \text{ GHz: } \leq 12 \text{ mm}$	$3 - 4 \text{ GHz: } \leq 12 \text{ mm}$ $4 - 6 \text{ GHz: } \leq 10 \text{ mm}$
		When the x or y dimension of the test device, in the measurement plane orientation, is smaller than the above, the measurement resolution must be \leq the corresponding x or y dimension of the test device with at least one measurement point on the test device.	
Maximum zoom scan spatial resolution: Δx_{Zoom} , Δy_{Zoom}		$\leq 2 \text{ GHz: } \leq 8 \text{ mm}$ $2 - 3 \text{ GHz: } \leq 5 \text{ mm}^*$	$3 - 4 \text{ GHz: } \leq 5 \text{ mm}^*$ $4 - 6 \text{ GHz: } \leq 4 \text{ mm}^*$
Maximum zoom scan spatial resolution, normal to phantom surface	uniform grid: $\Delta z_{Zoom}(n)$	$\leq 5 \text{ mm}$	$3 - 4 \text{ GHz: } \leq 4 \text{ mm}$ $4 - 5 \text{ GHz: } \leq 3 \text{ mm}$ $5 - 6 \text{ GHz: } \leq 2 \text{ mm}$
	graded grid $\Delta z_{Zoom}(1)$: between 1 st two points closest to phantom surface	$\leq 4 \text{ mm}$	$3 - 4 \text{ GHz: } \leq 3 \text{ mm}$ $4 - 5 \text{ GHz: } \leq 2.5 \text{ mm}$ $5 - 6 \text{ GHz: } \leq 2 \text{ mm}$
	$\Delta z_{Zoom}(n>1)$: between subsequent points	$\leq 1.5 \cdot \Delta z_{Zoom}(n-1)$	
Minimum zoom scan volume	x, y, z	$\geq 30 \text{ mm}$	$3 - 4 \text{ GHz: } \geq 28 \text{ mm}$ $4 - 5 \text{ GHz: } \geq 25 \text{ mm}$ $5 - 6 \text{ GHz: } \geq 22 \text{ mm}$

Step 4: Power reference measurement (drift)

The Power Drift Measurement job measures the field at the same location as the most recent power reference measurement job within the same procedure, and with the same settings. The indicated drift is mainly the variation of the DUT's output power and should vary max $\pm 5 \%$.

3.7.2 Data storage

The DASY software stores the acquired data from the data acquisition electronics as raw data (in microvolt readings from the probe sensors), together with all necessary software parameters for the data evaluation (probe calibration data, liquid parameters and device frequency and modulation data) in measurement files with the extension "DAE". The software evaluates the desired unit and format for output each time the data is visualized or exported. This allows verification of the complete software setup even after the measurement and allows correction of incorrect parameter settings. For example, if a measurement has been performed with a wrong crest factor parameter in the device setup, the parameter can be corrected afterwards and the data can be re-evaluated. The measured data can be visualized or exported in different units or formats, depending on the selected probe type ([V/m], [A/m], [°C], [m W/g], [m W/cm²], [dBrel], etc.). Some of these units are not available in certain situations or show meaningless results, e.g., a SAR output in a lossless media will always be zero. Raw data can also be exported to perform the evaluation with other software packages.

3.7.3 Data Evaluation by SEMCAD

The SEMCAD software automatically executes the following procedures to calculate the field units from the microvolt readings at the probe connector. The parameters used in the evaluation are stored in the configuration modules of the software:

Probe parameters:	- Sensitivity	Normi, ai0, ai1, ai2
- Conversion factor	ConvFi	
- Diode compression point	Dcpi	
Device parameters:	- Frequency	f
- Crest factor	cf	
Media parameters:	- Conductivity	ε
- Density	ρ	

These parameters must be set correctly in the software. They can be found in the component documents, or they can be imported into the software from the configuration files issued for the DASY components. In the direct measuring mode of the multimeter option, the parameters of the actual system setup are used. In the scan visualization and export modes, the parameters stored in the corresponding document files are used.

The first step of the evaluation is a linearization of the filtered input signal to account for the compression characteristics of the detector diode. The compensation depends on the input signal, the diode type and the DC-transmission factor from the diode to the evaluation electronics.

If the exciting field is pulsed, the crest factor of the signal must be known to correctly compensate for peak power. The formula for each channel can be given as:

$$V_i = U_i + U_i^2 \cdot cf / dcp_i$$

With V_i = compensated signal of channel I (I = x, y, z)

U_i = input signal of channel I (I = x, y, z)

cf = crest factor of exciting field (DASY parameter)

dcp I = diode compression point (DASY parameter)

From the compensated input signals the primary field data for each channel can be evaluated:
E-field probes:



$$E_i = (V_i / Norm_i \cdot ConvF)^{1/2}$$

H-field probes:

$$H_i = (V_i)^{1/2} \cdot (a_{i0} + a_{i1}f + a_{i2}f^2) / f$$

With V_i = compensated signal of channel I ($I = x, y, z$)

$Norm_i$ = sensor sensitivity of channel I ($I = x, y, z$)

[mV/(V/m)²] for E-field Probes

$ConvF$ = sensitivity enhancement in solution

a_{ij} = sensor sensitivity factors for H-field probes

f = carrier frequency [GHz]

E_i = electric field strength of channel I in V/m

H_i = magnetic field strength of channel I in A/m

The RSS value of the field components gives the total field strength (Hermitian magnitude):

$$E_{tot} = (E_x^2 + E_y^2 + E_z^2)^{1/2}$$

The primary field data are used to calculate the derived field units.

$$SAR = (E_{tot}^2 \cdot \sigma) / (\epsilon \cdot 1000)$$

with SAR = local specific absorption rate in mW/g

E_{tot} = total field strength in V/m

σ = conductivity in [mho/m] or [Siemens/m]

ϵ = equivalent tissue density in g/cm³

Note that the density is normally set to 1 (or 1.06), to account for actual brain density rather than the density of the simulation liquid. The power flow density is calculated assuming the excitation field to be a free space field.

$$P_{pwe} = E_{tot}^2 / 3770 \text{ or } P_{pwe} = H_{tot}^2 \cdot 37.7$$

with P_{pwe} = equivalent power density of a plane wave in mW/cm²

E_{tot} = total electric field strength in V/m

H_{tot} = total magnetic field strength in A/m



4 SAR measurement variability and uncertainty

4.1 SAR measurement variability

Per KDB 865664 D01 SAR measurement 100 MHz to 6 GHz v01r04, SAR measurement variability must be assessed for each frequency band, which is determined by the SAR probe calibration point and tissue-equivalent medium used for the device measurements. The additional measurements are repeated after the completion of all measurements requiring the same head or body tissue-equivalent medium in a frequency band. The test device should be returned to ambient conditions (normal room temperature) with the battery fully charged before it is re-mounted on the device holder for the repeated measurement(s) to minimize any unexpected variations in the repeated results.

- 1) Repeated measurement is not required when the original highest measured SAR is < 0.80 W/kg; steps 2) through 4) do not apply.
- 2) When the original highest measured SAR is ≥ 0.80 W/kg, repeat that measurement once.
- 3) Perform a second repeated measurement only if the ratio of largest to smallest SAR for the original and first repeated measurements is > 1.20 or when the original or repeated measurement is ≥ 1.45 W/kg ($\sim 10\%$ from the 1-g SAR limit).
- 4) Perform a third repeated measurement only if the original, first or second repeated measurement is ≥ 1.5 W/kg and the ratio of largest to smallest SAR for the original, first and second repeated measurements is > 1.20 .

The same procedures should be adapted for measurements according to extremity and occupational exposure limits by applying a factor of 2.5 for extremity exposure and a factor of 5 for occupational exposure to the corresponding SAR thresholds.

4.2 SAR measurement uncertainty

Per KDB 865664 D01 SAR Measurement 100 MHz to 6 GHz, when the highest measured 1-g SAR within a frequency band is < 1.5 W/kg, the extensive SAR measurement uncertainty analysis described in IEEE Std 1528-2013 is not required in SAR reports submitted for equipment approval. The equivalent ratio (1.5/1.6) is applied to extremity and occupational exposure conditions.

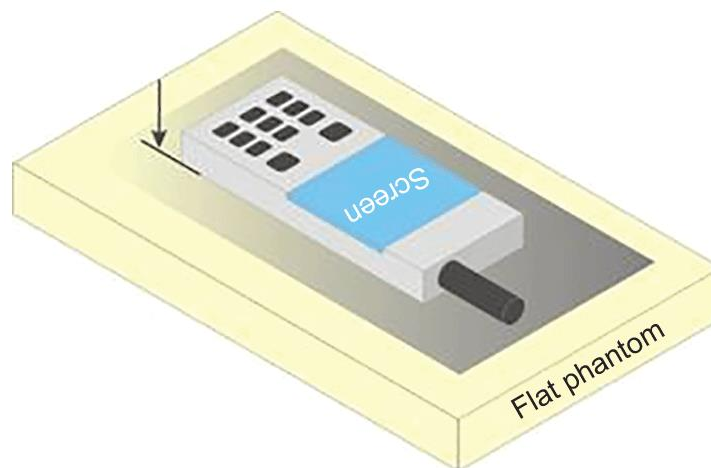


5 Description of Test Position

5.1 The Test Position

5.1.1 Hand-held usage of the device, not at the head or torso

When SAR measurement is necessary for hand-held devices that do not transmit while at the head or torso, a flat phantom may be used. To assess this type of device, the device shall be placed directly against the flat phantom as shown in the below Figure, for the sides of the device that are in contact with the hand for the intended use.



a) Test position for hand-held devices, not used at the head or torso

6 SAR System Verificaion Procedure

6.1 Tissue Simulate Liquid

6.1.1 Recipes for Tissue Simulate Liquid

The bellowing tables give the recipes for tissue simulating liquids to be used in different frequency bands:

Ingredients (% by weight)	Frequency (MHz)				
	450	700-1000	1700-2000	2300-2500	2500-2700
Water	38.56	40.30	55.24	55.00	54.92
Salt (NaCl)	3.95	1.38	0.31	0.2	0.23
Sucrose	56.32	57.90	0	0	0
HEC	0.98	0.24	0	0	0
Bactericide	0.19	0.18	0	0	0
Tween	0	0	44.45	44.80	44.85
Salt: 99+% Pure Sodium Chloride Water: De-ionized, 16 MQ+ resistivity Tween: Polyoxxyethylene (20) sorbitan monolaurate Sucrose: 98+% Pure Sucrose HEC: Hydroxyethyl Cellulose					
HSL5GHz is composed of the following ingredients: (Manufactured by SPEAG) Water: 50-65% Mineral oil: 10-30% Emulsifiers: 8-25% Sodium salt: 0-1.5%					

Table 1 : Recipe of Tissue Simulate Liquid

6.1.2 Measurement for Tissue Simulate Liquid

The Conductivity (σ) and Permittivity (ϵ_r) are listed in Table 2. For the SAR measurement given in this report.

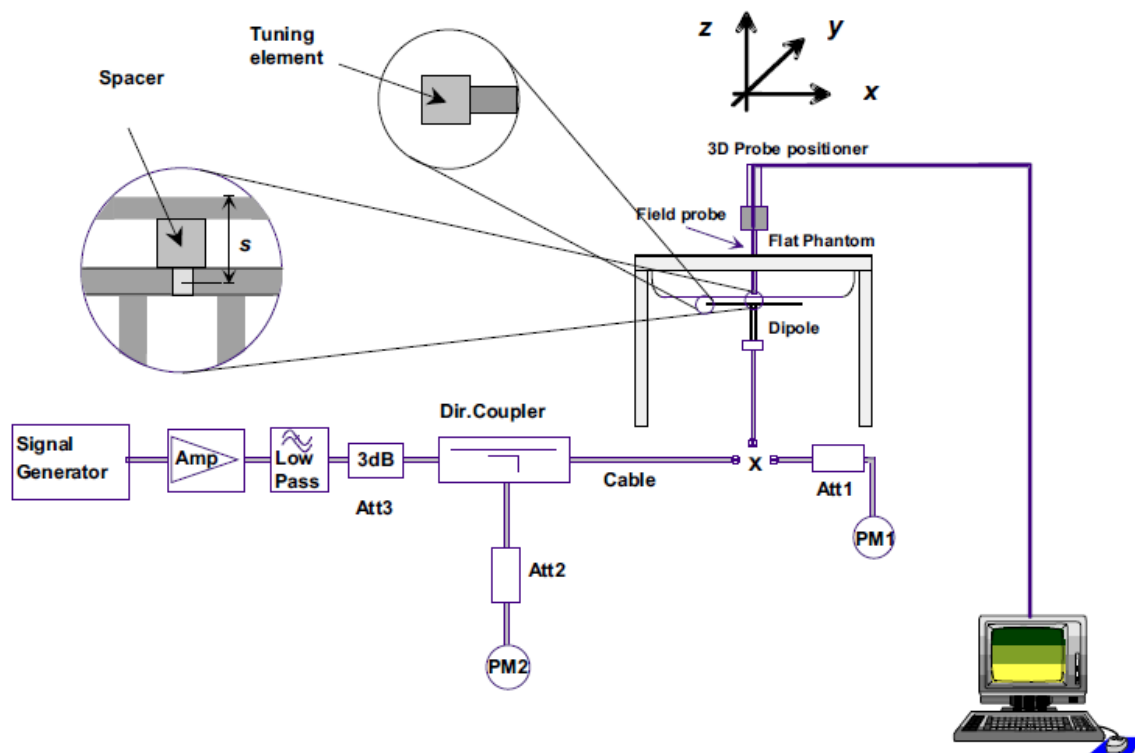
The temperature variation of the Tissue Simulate Liquids was $22 \pm 2^\circ\text{C}$.

Tissue Type	Measured Frequency (MHz)	Measured Tissue		Target Tissue ($\pm 5\%$)		Deviation (Within $\pm 5\%$)		Liquid Temp. ($^\circ\text{C}$)	Test Date
		ϵ_r	$\sigma(\text{S/m})$	ϵ_r	$\sigma(\text{S/m})$	ϵ_r	$\sigma(\text{S/m})$		
835 Head	835	40.082	0.925	41.50	0.90	-3.42%	2.77%	22.1	2025/6/1
1750 Head	1750	40.566	1.389	40.10	1.37	1.16%	1.39%	22.0	2025/6/2
1900 Head	1900	40.204	1.433	40.00	1.40	0.51%	2.36%	21.8	2025/6/3
2450 Head	2450	40.223	1.805	39.20	1.80	2.61%	0.28%	21.9	2025/6/6
2600 Head	2600	38.238	1.879	39.00	1.96	-1.95%	-4.13%	21.9	2025/6/4

Table 2 : Measurement result of Tissue electric parameters

6.2 SAR System Check

The microwave circuit arrangement for system Check is sketched in F-12. The daily system accuracy verification occurs within the flat section of the SAM phantom. A SAR measurement was performed to see if the measured SAR was within $\pm 10\%$ from the target SAR values. The tests were conducted on the same days as the measurement of the EUT. The obtained results from the system accuracy verification are displayed in the following table (A power level of 250mW (below 3GHz) or 100mW (3-6GHz) was input to the dipole antenna). During the tests, the ambient temperature of the laboratory was in the range $22\pm 2^\circ\text{C}$, the relative humidity was in the range 60% and the liquid depth above the ear reference points was above $15\pm 0.5\text{ cm}$ in all the cases. It is seen that the system is operating within its specification, as the results are within acceptable tolerance of the reference values.



F-12.The microwave circuit arrangement used for SAR system Check

6.2.1 Justification for Extended SAR Dipole Calibrations

1) Instead of the typical annual calibration recommended by measurement standards, longer calibration intervals of up to three years may be considered when it is demonstrated that the SAR target, impedance and return loss of a dipole have remain stable according to the following requirements. Each measured dipole is expected to evaluate with the following criteria at least on annual interval in Appendix C.

- a) There is no physical damage on the dipole;
- b) System check with specific dipole is within 10% of calibrated value;
- c) Return-loss is within 20% of calibrated measurement;
- d) Impedance is within 5Ω from the previous measurement.

2) Network analyzer probe calibration against air, distilled water and a shorting block performed before measuring liquid parameters.



Unless otherwise agreed in writing, this document is issued by the Company subject to its General Conditions of Service printed overleaf, available on request or accessible at <https://www.sgs.com/en/Terms-and-Conditions>. Attention is drawn to the limitation of liability, indemnification and jurisdiction issues defined therein. Any holder of this document is advised that information contained hereon reflects the Company's findings at the time of its intervention only and within the limits of Client's instructions, if any. The Company's sole responsibility is to its Client and this document does not exonerate parties to a transaction from exercising all their rights and obligations under the transaction documents. This document cannot be reproduced except in full, without prior written approval of the Company. Any unauthorized alteration, forgery or falsification of the content or appearance of this document is unlawful and offenders may be prosecuted to the fullest extent of the law. Unless otherwise stated the results shown in this test report refer only to the sample(s) tested and such sample(s) are retained for 30 days only.

Attention: To check the authenticity of testing /inspection report & certificate, please contact us at telephone: (86-755) 8307 1443, or email: CN.Doccheck@sgs.com

SGS-CSTC Standards Technical Services Co., Ltd.
Shenzhen Branch

No.1 Workshop, M-10, Middle Section, Science & Technology Park, Nanshan District, Shenzhen, Guangdong, China 518057 t (86-755) 26012053 f (86-755) 26710594 www.sgs.com.cn
中国·广东·深圳市南山区科技园中区M-10栋1号厂房 邮编: 518057 t (86-755) 26012053 f (86-755) 26710594 sgs.china@sgs.com

6.2.2 Summary System Check Result(s)

Validation Kit	Measured SAR 250mW	Measured SAR 250mW	Measured SAR (normalized to 1W)	Measured SAR (normalized to 1W)	Target SAR (normalized to 1W)	Target SAR (normalized to 1W)	Deviation (Within ±10%)		Liquid Temp. (°C)	Test Date
	1g (W/kg)	10g (W/kg)	1g (W/kg)	10g (W/kg)	1-g(W/kg)	10-g(W/kg)	1- g(W/kg)	10- g(W/kg)		
D835V2_Head	2.59	1.70	10.36	6.80	9.53	6.29	8.71%	8.11%	22.1	2025/6/1
D1750V2_Head	9.04	5.00	36.16	20.00	36.60	19.30	-1.20%	3.63%	22.0	2025/6/2
D1900V2_Head	10.7	5.61	42.80	22.44	39.50	20.60	8.35%	8.93%	21.8	2025/6/3
D2450V2_Head	13.40	6.25	53.60	25.00	52.20	24.30	2.68%	2.88%	21.9	2025/6/6
D2600V2_Head	13.20	5.93	52.80	23.72	57.70	25.80	-8.49%	-8.06%	21.9	2025/6/4

Table 3 : SAR System Check Result

6.2.3 Detailed System Check Results

Please see the Appendix A



Unless otherwise agreed in writing, this document is issued by the Company subject to its General Conditions of Service printed overleaf, available on request or accessible at <https://www.sgs.com/en/Terms-and-Conditions>. Attention is drawn to the limitation of liability, indemnification and jurisdiction issues defined therein. Any holder of this document is advised that information contained hereon reflects the Company's findings at the time of its intervention only and within the limits of Client's instructions, if any. The Company's sole responsibility is to its Client and this document does not exonerate parties to a transaction from exercising all their rights and obligations under the transaction documents. This document cannot be reproduced except in full, without prior written approval of the Company. Any unauthorized alteration, forgery or falsification of the content or appearance of this document is unlawful and offenders may be prosecuted to the fullest extent of the law. Unless otherwise stated the results shown in this test report refer only to the sample(s) tested and such sample(s) are retained for 30 days only.

Attention: To check the authenticity of testing /inspection report & certificate, please contact us at telephone: (86-755) 8307 1443, or email: CN.Doccheck@sgs.com

No.1 Workshop, M-10, Middle Section, Science & Technology Park, Nanshan District, Shenzhen, Guangdong, China 518057 t (86-755) 26012053 f (86-755) 26710594 www.sgs.com.cn
 中国·广东·深圳市南山区科技园中区M-10栋1号厂房 邮编: 518057 t (86-755) 26012053 f (86-755) 26710594 sgs.china@sgs.com

7 Test Configuration

7.1 3G SAR Test Reduction Procedure

According to KDB 941225D01, in the following procedures, the mode tested for SAR is referred to as the primary mode. The equivalent modes considered for SAR test reduction are denoted as secondary modes. Both primary and secondary modes must be in the same frequency band. When the maximum output power and tune-up tolerance specified for production units in a secondary mode is $\leq \frac{1}{4}$ dB higher than the primary mode or when the highest reported SAR of the primary mode is scaled by the ratio of specified maximum output power and tune-up tolerance of secondary to primary mode and the adjusted SAR is ≤ 1.2 W/kg, SAR measurement is not required for the secondary mode. This is referred to as the 3G SAR test reduction procedure in the following SAR test guidance, where the primary mode is identified in the applicable wireless mode test procedures and the secondary mode is wireless mode being considered for SAR test reduction by that procedure. When the 3G SAR test reduction procedure is not satisfied, it is identified as “otherwise” in the applicable procedures; SAR measurement is required for the secondary mode.

7.2 Operation Configurations

7.2.1 GSM Test Configuration

SAR tests for GSM 850 and GSM 1900, a communication link is set up with a base station by air link. Using Radio Communication Analyzer, the power lever is set to “5” and “0” in SAR of GSM 850 and GSM 1900. The tests in the band of GSM 850 and GSM 1900 are performed in the mode of GPRS/EGPRS function. Since the GPRS class is 12 for this EUT, it has at most 4 timeslots in uplink and at most 4 timeslots in downlink, the maximum total timeslot is 5. The EGPRS class is 12 for this EUT, it has at most 4 timeslots in uplink, and at most 4 timeslots in downlink, the maximum total timeslot is 5.

SAR test reduction for GPRS and EDGE modes is determined by the source-based time-averaged output power specified for production units. The data mode with highest specified time-averaged output power should be tested for SAR compliance in the applicable exposure conditions. For modes with the same specified maximum output power, the higher number time-slot configuration should be tested.

When SAR tests for EGPRS mode is necessary, GMSK modulation should be used to minimize SAR measurement error due to higher peak-to-average power (PAR) ratios inherent in 8-PSK.

The 3G SAR test reduction procedure is applied to 8-PSK EDGE with GMSK GPRS/EDGE as the primary mode.

7.2.2 WCDMA Test Configuration

1) . Output Power Verification

Maximum output power is verified on the high, middle and low channels according to procedures described in section 5.2 of 3GPP TS 34.121, using the appropriate RMC or AMR with TPC (transmit power control) set to all “1’s” for WCDMA/HSDPA or by applying the required inner loop power control procedures to maintain maximum output power while HSUPA is active. Results for all applicable physical channel configurations (DPCCH, DPDCHn and spreading codes, HSDPA, HSPA) are required in the SAR report. All configurations that are not supported by the handset or cannot be measured due to technical or equipment limitations must be clearly identified.



Unless otherwise agreed in writing, this document is issued by the Company subject to its General Conditions of Service printed overleaf, available on request or accessible at <https://www.sgs.com/en/Terms-and-Conditions>. Attention is drawn to the limitation of liability, indemnification and jurisdiction issues defined therein. Any holder of this document is advised that information contained hereon reflects the Company's findings at the time of its intervention only and within the limits of Client's instructions, if any. The Company's sole responsibility is to its Client and this document does not exonerate parties to a transaction from exercising all their rights and obligations under the transaction documents. This document cannot be reproduced except in full, without prior written approval of the Company. Any unauthorized alteration, forgery or falsification of the content or appearance of this document is unlawful and offenders may be prosecuted to the fullest extent of the law. Unless otherwise stated the results shown in this test report refer only to the sample(s) tested and such sample(s) are retained for 30 days only.

Attention: To check the authenticity of testing /inspection report & certificate, please contact us at telephone: (86-755) 8307 1443, or email: CN.Doccheck@sgs.com

No.1 Workshop, M-10, Middle Section, Science & Technology Park, Nanshan District, Shenzhen, Guangdong, China 518057 t (86-755) 26012053 f (86-755) 26710594 www.sgs.com.cn
 中国·广东·深圳市南山区科技园中区M-10栋1号厂房 邮编: 518057 t (86-755) 26012053 f (86-755) 26710594 sgs.china@sgs.com

SGS-CSTC Standards Technical Services Co., Ltd. Shenzhen Branch

SZSAR-TRF-01 Rev. A/0 May15,2023

Report No.: SZCR250500202909

Page: 33 of 76

2) . Head SAR

SAR for next to the ear head exposure is measured using a 12.2 kbps RMC with TPC bits configured to all "1's". The 3G SAR test reduction procedure is applied to AMR configurations with 12.2 kbps RMC as the primary mode. Otherwise, SAR is measured for 12.2 kbps AMR in 3.4 kbps SRB (signaling radio bearer) using the highest reported SAR configuration in 12.2 kbps RMC for head exposure.

3) . Body SAR

SAR for body configurations is measured using a 12.2 kbps RMC with TPC bits configured to all "1's". The 3G SAR test reduction procedure is applied to other spreading codes and multiple DPDCHn configurations supported by the handset with 12.2 kbps RMC as the primary mode. Otherwise, SAR is measured using an applicable RMC configuration with the corresponding spreading code or DPDCHn, for the highest reported body-worn accessory exposure SAR configuration in 12.2 kbps RMC. When more than 2 DPDCHn are supported by the handset, it may be necessary to configure additional DPDCHn using FTM (Factory Test Mode) or other chipset based test approaches with parameters similar to those used in 384 kbps and 768 kbps RMC.

4) . HSDPA / HSUPA

RMC 12.2kbps setting is used to evaluate SAR. If the maximum output power for production units in HSDPA / HSUPA is $\leq \frac{1}{4}$ dB higher than RMC 12.2Kbps or when the highest measured SAR of the RMC12.2Kbps is scaled by the ratio of specified maximum output power of HSDPA / HSUPA to RMC12.2Kbps and the adjusted SAR is ≤ 1.5 W/kg, SAR measurement is not required for HSDPA / HSUPA.

a) HSDPA

HSDPA is configured according to the applicable UE category of a test device. The number of HS-DSCH/HS-PDSCHs, HARQ processes, minimum inter-TTI interval, transport block sizes and RV coding sequence are defined by the H-set. To maintain a consistent test configuration and stable transmission conditions, QPSK is used in the H-set for SAR testing. HS-DPCCH should be configured with a CQI feedback cycle of 4 ms and a CQI repetition factor of 2 to maintain a constant rate of active CQI slots. DPCCH and DPDCH gain factors (β_c , β_d), and HS-DPCCH power offset parameters (Δ_{ACK} , Δ_{NACK} , Δ_{CQI}) are set according to values indicated in the following table. The CQI value is determined by the UE category, transport block size, number of HS-PDSCHs and modulation used in the H-set.

Sub-test	β_c	Bd	β_d (SF)	β_c/β_d	β_{hs}	CM(dB)	MPR (dB)
1	2/15	15/15	64	2/15	4/15	0.0	0
2	12/15(3)	15/15(3)	64	12/15(3)	24/15	1.0	0
3	15/15	8/15	64	15/8	30/15	1.5	0.5
4	15/15	4/15	64	15/4	30/15	1.5	0.5

Note1: Δ_{ACK} , Δ_{NACK} and $\Delta_{CQI} = 8$ Ahs = $\beta_{hs}/\beta_c = 30/15$ $\beta_{hs} = 30/15 * \beta_c$

Note2: For the HS-DPCCH power mask requirement test in clause 5.2C, 5.7A, and the Error Vector Magnitude(EVM) with HS-DPCCH test in clause 5.13.1.A, and HSDPA EVM with phase discontinuity in clause 5.13.1AA, Δ_{ACK} and $\Delta_{NACK} = 8$ (Ahs=30/15) with $\beta_{hs} = 30/15 * \beta_c$, and $\Delta_{CQI} = 7$ (Ahs=24/15) with $\beta_{hs} = 24/15 * \beta_c$.

Note3: CM=1 for $\beta_c/\beta_d = 12/15$, $\beta_{hs}/\beta_c = 24/15$. For all other combinations of DPDCH, DPCCH and HS-DPCCH the MPR is based on the relative CM difference. This is applicable for only UEs that support HSDPA in release 6 and later releases.



Unless otherwise agreed in writing, this document is issued by the Company subject to its General Conditions of Service printed overleaf, available on request or accessible at <https://www.sgs.com/en/Terms-and-Conditions>. Attention is drawn to the limitation of liability, indemnification and jurisdiction issues defined therein. Any holder of this document is advised that information contained herein reflects the Company's findings at the time of its intervention only and within the limits of Client's instructions, if any. The Company's sole responsibility is to its Client and this document does not exonerate parties to a transaction from exercising all their rights and obligations under the transaction documents. This document cannot be reproduced except in full, without prior written approval of the Company. Any unauthorized alteration, forgery or falsification of the content or appearance of this document is unlawful and offenders may be prosecuted to the fullest extent of the law. Unless otherwise stated the results shown in this test report refer only to the sample(s) tested and such sample(s) are retained for 30 days only.

Attention: To check the authenticity of testing / inspection report & certificate, please contact us at telephone: (86-755) 8307 1443, or email: CN.Doccheck@sgs.com

No.1 Workshop, M-10, Middle Section, Science & Technology Park, Nanshan District, Shenzhen, Guangdong, China 518057 t (86-755) 26012053 f (86-755) 26710594 www.sgs.com.cn
中国·广东·深圳市南山区科技园中区M-10栋1号厂房 邮编: 518057 t (86-755) 26012053 f (86-755) 26710594 sgs.china@sgs.com

SGS-CSTC Standards Technical Services Co., Ltd. Shenzhen Branch

SZSAR-TRF-01 Rev. A/0 May15,2023

Report No.: SZCR250500202909

Page: 34 of 76

The measurements were performed with a Fixed Reference Channel (FRC) and H-Set 1 QPSK.

Parameter	Value
Nominal average inf. bit rate	534 kbit/s
Inter-TTI Distance	3 TTI"s
Number of HARQ Processes	2 Processes
Information Bit Payload	3202 Bits
MAC-d PDU size	336 Bits
Number Code Blocks	1 Block
Binary Channel Bits Per TTI	4800 Bits
Total Available SMLs in UE	19200 SMLs
Number of SMLs per HARQ Process	9600 SMLs
Coding Rate	0.67
Number of Physical Channel Codes	5

Table 4 : settings of required H-Set 1 QPSK acc. to 3GPP 34.121

HS-DSCH Category	MaximumHS-DSCH Codes Received	Minimum Inter-TTI Interval	MaximumHS-DSCH TransportBlockBits/HS-DSCH TTI	TotalSoft Channel Bits
1	5	3	7298	19200
2	5	3	7298	28800
3	5	2	7298	28800
4	5	2	7298	38400
5	5	1	7298	57600
6	5	1	7298	67200
7	10	1	14411	115200
8	10	1	14411	134400
9	15	1	25251	172800
10	15	1	27952	172800
11	5	2	3630	14400
12	5	1	3630	28800
13	15	1	34800	259200
14	15	1	42196	259200
15	15	1	23370	345600
16	15	1	27952	345600

Table 5 : HSDPA UE category

b) HSUPA

Due to inner loop power control requirements in HSUPA, a commercial communication test set should be used for the output power and SAR tests. The 12.2 kbps RMC, FRC H-set 1 and E-DCH configurations for HSUPA should be configured according to the values indicated below as well as other applicable procedures described in the WCDMA Handset and Release 5 HSUPA Data Device sections of 3G device.



Unless otherwise agreed in writing, this document is issued by the Company subject to its General Conditions of Service printed overleaf, available on request or accessible at <https://www.sgs.com/en/Terms-and-Conditions>. Attention is drawn to the limitation of liability, indemnification and jurisdiction issues defined therein. Any holder of this document is advised that information contained hereon reflects the Company's findings at the time of its intervention only and within the limits of Client's instructions, if any. The Company's sole responsibility is to its Client and this document does not exonerate parties to a transaction from exercising all their rights and obligations under the transaction documents. This document cannot be reproduced except in full, without prior written approval of the Company. Any unauthorized alteration, forgery or falsification of the content or appearance of this document is unlawful and offenders may be prosecuted to the fullest extent of the law. Unless otherwise stated the results shown in this test report refer only to the sample(s) tested and such sample(s) are retained for 30 days only.

Attention: To check the authenticity of testing /inspection report & certificate, please contact us at telephone: (86-755) 8307 1443, or email: CN.Doccheck@sgs.com

No.1 Workshop, M-10, Middle Section, Science & Technology Park, Nanshan District, Shenzhen, Guangdong, China 518057 t (86-755) 26012053 f (86-755) 26710594 www.sgs.com.cn
 中国·广东·深圳市南山区科技园中区M-10栋1号厂房 邮编: 518057 t (86-755) 26012053 f (86-755) 26710594 sgs.china@sgs.com

SGS-CSTC Standards Technical Services Co., Ltd. Shenzhen Branch

SZSAR-TRF-01 Rev. A/0 May15,2023

Report No.: SZCR250500202909

Page: 35 of 76

Sub-test ^o	β_{c^o}	β_{d^o}	β_d (SF) ^o	β_c/β_d^o	$\beta_{hs}^{(1)^o}$	β_{acc}^o	β_{ed}^o	β_{c^o} (SF) ^o	β_{ed^o} (code) ^o	CM(2) ^o (dB) ^o	MP R ^o (dB) ^o	AG ^{(4)^o} Inde x ^o	E-TFC I ^o
1 ^o	11/15 ^{(3)^o}	15/15 ^{(3)^o}	64 ^o	11/15 ^{(3)^o}	22/15 ^o	209/225 ^o	1039/225 ^o	4 ^o	1 ^o	1.0 ^o	0.0 ^o	20 ^o	75 ^o
2 ^o	6/15 ^o	15/15 ^o	64 ^o	6/15 ^o	12/15 ^o	12/15 ^o	94/75 ^o	4 ^o	1 ^o	3.0 ^o	2.0 ^o	12 ^o	67 ^o
3 ^o	15/15 ^o	9/15 ^o	64 ^o	15/9 ^o	30/15 ^o	30/15 ^o	$\beta_{ed1}:47/15^o$ $\beta_{ed2}:47/15^o$	4 ^o	2 ^o	2.0 ^o	1.0 ^o	15 ^o	92 ^o
4 ^o	2/15 ^o	15/15 ^o	64 ^o	2/15 ^o	4/15 ^o	2/15 ^o	56/75 ^o	4 ^o	1 ^o	3.0 ^o	2.0 ^o	17 ^o	71 ^o
5 ^o	15/15 ^{(4)^o}	15/15 ^{(4)^o}	64 ^o	15/15 ^{(4)^o}	30/15 ^o	24/15 ^o	134/15 ^o	4 ^o	1 ^o	1.0 ^o	0.0 ^o	21 ^o	81 ^o

Note 1: ΔACK , $\Delta NACK$ and $\Delta CQI = 8$ $A_{hs} = \beta_{hs}/\beta_c = 30/15$ $\beta_{hs} = 30/15 * \beta_{c^o}$
 Note 2: CM = 1 for $\beta_c/\beta_d = 12/15$, $\beta_{hs}/\beta_c = 24/15$. For all other combinations of DPDCH, DPCCH, HS-DPCCH, E-DPDCH and E-DPCCH the MPR is based on the relative CM difference^o
 Note 3 : For subtest 1 the β_c/β_d ratio of 11/15 for the TFC during the measurement period (TF1, TF0) is achieved by setting the signalled gain factors for the reference TFC (TF1, TF1) to $\beta_c = 10/15$ and $\beta_d = 15/15^o$
 Note 4 : For subtest 5 the β_c/β_d ratio of 15/15 for the TFC during the measurement period (TF1, TF0) is achieved by setting the signalled gain factors for the reference TFC (TF1, TF1) to $\beta_c = 14/15$ and $\beta_d = 15/15^o$
 Note 5 : Testing UE using E-DPDCH Physical Layer category 1 Sub-test 3 is not required according to TS 25.306 Table 5.1g^o
 Note 6: β_{ed} can not be set directly; it is set by Absolute Grant Value.^o

Table 6 : Subtests for UMTS Release 6 HSUPA

UE E-DCH Category	Maximum E-DCH Codes Transmitted	Number of HARQ Processes	E-DCH TTI(ms)	Minimum Spreading Factor	Maximum E-DCH Transport Block Bits	Max Rate (Mbps)
1	1	4	10	4	7110	0.7296
2	2	8	2	4	2798	1.4592
	2	4	10	4	14484	
3	2	4	10	4	14484	1.4592
4	2	8	2	2	5772	2.9185
	2	4	10	2	20000	2.00
5	2	4	10	2	20000	2.00
6 (No DPDCH)	4	8	10	2SF2&2SF	11484	5.76
	4	4	2	4	20000	2.00
7 (No DPDCH)	4	8	2	2SF2&2SF	22996	?
	4	4	10	4	20000	?

NOTE: When 4 codes are transmitted in parallel, two codes shall be transmitted with SF2 and two with SF4. UE categories 1 to 6 support QPSK only. UE category 7 supports QPSK and 16QAM. (TS25.306-7.3.0).

Table 7 : HSUPA UE category



Unless otherwise agreed in writing, this document is issued by the Company subject to its General Conditions of Service printed overleaf, available on request or accessible at <https://www.sgs.com/en/Terms-and-Conditions>. Attention is drawn to the limitation of liability, indemnification and jurisdiction issues defined therein. Any holder of this document is advised that information contained hereon reflects the Company's findings at the time of its intervention only and within the limits of Client's instructions, if any. The Company's sole responsibility is to its Client and this document does not exonerate parties to a transaction from exercising all their rights and obligations under the transaction documents. This document cannot be reproduced except in full, without prior written approval of the Company. Any unauthorized alteration, forgery or falsification of the content or appearance of this document is unlawful and offenders may be prosecuted to the fullest extent of the law. Unless otherwise stated the results shown in this test report refer only to the sample(s) tested and such sample(s) are retained for 30 days only.

Attention: To check the authenticity of testing / inspection report & certificate, please contact us at telephone: (86-755) 8307 1443, or email: CN.Doccheck@sgs.com

No.1 Workshop, M-10, Middle Section, Science & Technology Park, Nanshan District, Shenzhen, Guangdong, China 518057 t (86-755) 26012053 f (86-755) 26710594 www.sgs.com.cn
 中国·广东·深圳市南山区科技园中区M-10栋1号厂房 邮编: 518057 t (86-755) 26012053 f (86-755) 26710594 sgs.china@sgs.com

7.2.3 LTE Test Configuration

LTE modes were tested according to FCC KDB 941225 D05 publication. Please see notes after the tabulated SAR data for required test configurations. Establishing connections with base station simulators ensure a consistent means for testing SAR and are recommended for evaluating SAR [4]. The Radio Communication Analyzer was used for LTE output power measurements and SAR testing. Max power control was used so the UE transmits with maximum output power during SAR testing. SAR must be measured with the maximum TTI (transmit time interval) supported by the device in each LTE configuration.

TDD LTE test consideration

For Time-Division Duplex (TDD) systems, SAR must be tested using a fixed periodic duty factor according to the highest transmission duty factor implemented for the device and supported by the defined 3GPP LTE TDD configurations.

SAR was tested with the highest transmission duty factor (63.33%) using Uplink-downlink configuration 0 and Special subframe configuration 7.

LTE TDD Band support 3GPP TS 36.211 section 4.2 for Type 2 Frame Structure and Table 4.2-2 for uplink-downlink configurations and Table 4.2-1 for Special subframe configurations.

Frame structure type 2:

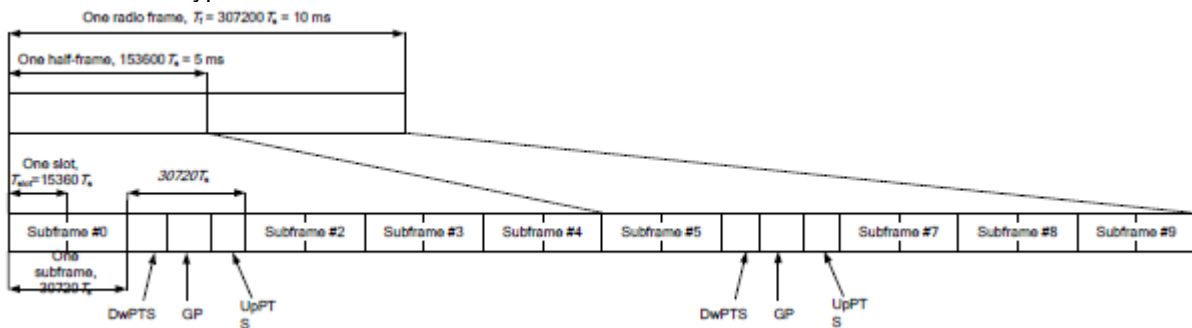


Table 4.2-1: Configuration of special subframe (lengths of DwPTS/GP/UpPTS).

Special subframe configuration	Normal cyclic prefix in downlink			Extended cyclic prefix in downlink		
	DwPTS	UpPTS		DwPTS	UpPTS	
		Normal cyclic prefix in uplink	Extended cyclic prefix in uplink		Normal cyclic prefix in uplink	Extended cyclic prefix in uplink
0	6592.Ts	2192.Ts	2560.Ts	7680.Ts	2192.Ts	2560.Ts
1	19760.Ts			20480.Ts		
2	21952.Ts			23040.Ts		
3	24144.Ts			25600.Ts		
4	26336.Ts			7680.Ts	4384.Ts	5120.Ts
5	6592.Ts	4384.Ts	5120.Ts	20480.Ts		
6	19760.Ts			23040.Ts		
7	21952.Ts			25600.Ts		
8	24144.Ts			-	-	-
9	13168.Ts			-	-	-

Table 4.2-2: Uplink-downlink configurations.

Uplink-downlink configuration	Downlink-to-Uplink Switch-point periodicity	Subframe number									
		0	1	2	3	4	5	6	7	8	9
0	5 ms	D	S	U	U	U	D	S	U	U	U
1	5 ms	D	S	U	U	D	D	S	U	U	D
2	5 ms	D	S	U	D	D	D	S	U	D	D
3	10 ms	D	S	U	U	U	D	D	D	D	D
4	10 ms	D	S	U	U	D	D	D	D	D	D
5	10 ms	D	S	U	D	D	D	D	D	D	D
6	5 ms	D	S	U	U	U	D	S	U	U	D

Calculated Duty Cycle=[Extended cyclic prefix in uplink x (Ts) x # of S + # of U]/10ms

Uplink-Downlink Configuration	Downlink-to-Uplink Switch-point Periodicity	Subframe Number										Calculated Duty Cycle (%)
		0	1	2	3	4	5	6	7	8	9	
0	5 ms	D	S	U	U	U	D	S	U	U	U	63.33
1	5 ms	D	S	U	U	D	D	S	U	U	D	43.33
2	5 ms	D	S	U	D	D	D	S	U	D	D	23.33
3	10 ms	D	S	U	U	U	D	D	D	D	D	31.67
4	10 ms	D	S	U	U	D	D	D	D	D	D	21.67
5	10 ms	D	S	U	D	D	D	D	D	D	D	11.67
6	5 ms	D	S	U	U	U	D	S	U	U	D	53.33

A) Spectrum Plots for RB Configurations

A properly configured base station simulator was used for SAR tests and power measurements. Therefore, spectrum plots for RB configurations were not required to be included in this report.

B) MPR

MPR is permanently implemented for this device by the manufacturer. The specific manufacturer target MPR is indicated alongside the SAR results. MPR is enabled for this device, according to 3GPP TS36.101 Section 6.2.3 – 6.2.5 under Table 6.2.3-1.

Modulation	Channel bandwidth/Transmission bandwidth						MPR (dB)
	1.4 MHz	3 MHz	5 MHz	10 MHz	15 MHz	20 MHz	
QPSK	≤ 5	≤ 4	≤ 8	≤ 12	≤ 16	≤ 18	0
QPSK	> 5	> 4	> 8	> 12	> 16	> 18	1
16QAM	≤ 5	≤ 4	≤ 8	≤ 12	≤ 16	≤ 18	1
16QAM	> 5	> 4	> 8	> 12	> 16	> 18	2
64QAM	≤ 5	≤ 4	≤ 8	≤ 12	≤ 16	≤ 18	2
64QAM	> 5	> 4	> 8	> 12	> 16	> 18	3
256QAM	≥ 1						5



Unless otherwise agreed in writing, this document is issued by the Company subject to its General Conditions of Service printed overleaf, available on request or accessible at <https://www.sgs.com/en/Terms-and-Conditions>. Attention is drawn to the limitation of liability, indemnification and jurisdiction issues defined therein. Any holder of this document is advised that information contained hereon reflects the Company's findings at the time of its intervention only and within the limits of Client's instructions, if any. The Company's sole responsibility is to its Client and this document does not exonerate parties to a transaction from exercising all their rights and obligations under the transaction documents. This document cannot be reproduced except in full, without prior written approval of the Company. Any unauthorized alteration, forgery or falsification of the content or appearance of this document is unlawful and offenders may be prosecuted to the fullest extent of the law. Unless otherwise stated the results shown in this test report refer only to the sample(s) tested and such sample(s) are retained for 30 days only.

Attention: To check the authenticity of testing /inspection report & certificate, please contact us at telephone: (86-755) 8307 1443, or email: CN.Doccheck@sgs.com

No.1 Workshop, M-10, Middle Section, Science & Technology Park, Nanshan District, Shenzhen, Guangdong, China 518057 t (86-755) 26012053 f (86-755) 26710594 www.sgs.com.cn
 中国·广东·深圳市南山区科技园中区M-10栋1号厂房 邮编: 518057 t (86-755) 26012053 f (86-755) 26710594 sgs.china@sgs.com

C) A-MPR

A-MPR (Additional MPR) has been disabled for all SAR tests by setting NS=01 on the base station simulator.

D) Largest channel bandwidth standalone SAR test requirements

1) QPSK with 1 RB allocation

Start with the largest channel bandwidth and measure SAR for QPSK with 1 RB allocation, using the RB offset and required test channel combination with the highest maximum output power for RB offsets at the upper edge, middle and lower edge of each required test channel. When the reported SAR is ≤ 0.8 W/kg, testing of the remaining RB offset configurations and required test channels is not required for 1 RB allocation; otherwise, SAR is required for the remaining required test channels and only for the RB offset configuration with the highest output power for that channel. When the reported SAR of a required test channel is > 1.45 W/kg, SAR is required for all three RB offset configurations for that required test channel.

2) QPSK with 50% RB allocation

The procedures required for 1 RB allocation in 1) are applied to measure the SAR for QPSK with 50% RB allocation.

3) QPSK with 100% RB allocation

For QPSK with 100% RB allocation, SAR is not required when the highest maximum output power for 100 % RB allocation is less than the highest maximum output power in 50% and 1 RB allocations and the highest reported SAR for 1 RB and 50% RB allocation in 1) and 2) are ≤ 0.8 W/kg. Otherwise, SAR is measured for the highest output power channel and if the reported SAR is > 1.45 W/kg, the remaining required test channels must also be tested.

4) Higher order modulations

For each modulation besides QPSK; e.g., 16-QAM, 64-QAM, apply the QPSK procedures in above sections to determine the QAM configurations that may need SAR measurement. For each configuration identified as required for testing, SAR is required only when the highest maximum output power for the configuration in the higher order modulation is $> \frac{1}{2}$ dB higher than the same configuration in QPSK or when the reported SAR for the QPSK configuration is > 1.45 W/kg.

E) Other channel bandwidth standalone SAR test requirements

For the other channel bandwidths used by the device in a frequency band, apply all the procedures required for the largest channel bandwidth in section A) to determine the channels and RB configurations that need SAR testing and only measure SAR when the highest maximum output power of a configuration requiring testing in the smaller channel bandwidth is $> \frac{1}{2}$ dB higher than the equivalent channel configurations in the largest channel bandwidth configuration or the reported SAR of a configuration for the largest channel bandwidth is > 1.45 W/kg.

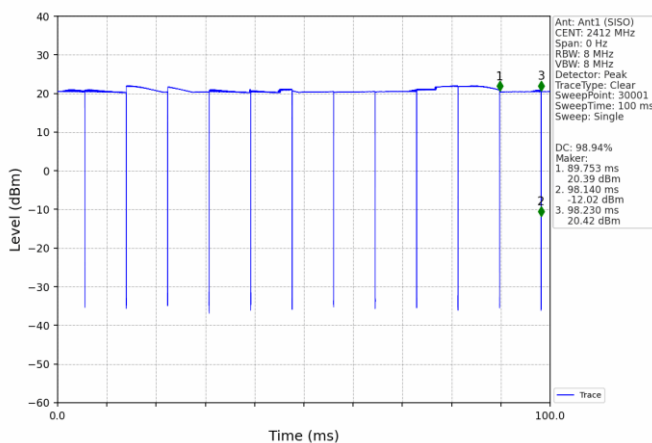


7.2.4 WIFI Test Configuration

A Wi-Fi device must be configured to transmit continuously at the required data rate, channel bandwidth and signal modulation, using the highest transmission duty factor supported by the test mode tools for SAR measurement.

7.2.4.1 Duty cycle

1) Wi-Fi 2.4GHz 802.11b:Duty cycle=98.94%



7.2.4.2 Initial Test Position SAR Test Reduction Procedure

DSSS and OFDM configurations are considered separately according to the required SAR procedures. SAR is measured in the initial test position using the 802.11 transmission mode configuration required by the DSSS procedure or initial test configuration and subsequent test configuration(s) according to the OFDM procedures. The initial test position procedure is described in the following:

- 1) . When the reported SAR of the initial test position is ≤ 0.4 W/kg, further SAR measurement is not required for the other (remaining) test positions in that exposure configuration and 802.11 transmission mode combinations within the frequency band or aggregated band. SAR is also not required for that exposure configuration in the subsequent test configuration(s).
- 2) . When the reported SAR of the initial test position is > 0.4 W/kg, SAR is repeated for the 802.11 transmission mode configuration tested in the initial test position using subsequent highest extrapolated or estimated 1-g SAR conditions determined by area scans or next closest/smallest test separation distance and maximum RF coupling test positions based on manufacturer justification, on the highest maximum output power channel, until the reported SAR is ≤ 0.8 W/kg or all required test positions (left, right, touch, tilt or subsequent surfaces and edges) are tested.
- 3) . For all positions/configurations tested using the initial test position and subsequent test positions, when the reported SAR is > 0.8 W/kg, SAR is measured for these test positions/configurations on the subsequent next highest measured output power channel(s) until the reported SAR is ≤ 1.2 W/kg or all required channels are tested. a) Additional power measurements may be required for this step, which should be limited to those necessary for identifying the subsequent highest output power channels.



Unless otherwise agreed in writing, this document is issued by the Company subject to its General Conditions of Service printed overleaf, available on request or accessible at <https://www.sgs.com/en/Terms-and-Conditions>. Attention is drawn to the limitation of liability, indemnification and jurisdiction issues defined therein. Any holder of this document is advised that information contained hereon reflects the Company's findings at the time of its intervention only and within the limits of Client's instructions, if any. The Company's sole responsibility is to its Client and this document does not exonerate parties to a transaction from exercising all their rights and obligations under the transaction documents. This document cannot be reproduced except in full, without prior written approval of the Company. Any unauthorized alteration, forgery or falsification of the content or appearance of this document is unlawful and offenders may be prosecuted to the fullest extent of the law. Unless otherwise stated the results shown in this test report refer only to the sample(s) tested and such sample(s) are retained for 30 days only.

Attention: To check the authenticity of testing /inspection report & certificate, please contact us at telephone: (86-755) 8307 1443, or email: CN.Doccheck@sgs.com

No.1 Workshop, M-10, Middle Section, Science & Technology Park, Nanshan District, Shenzhen, Guangdong, China 518057 t (86-755) 26012053 f (86-755) 26710594 www.sgs.com.cn
中国·广东·深圳市南山区科技园中区M-10栋1号厂房 邮编: 518057 t (86-755) 26012053 f (86-755) 26710594 sgs.china@sgs.com

7.2.4.3 Subsequent Test Configuration Procedures

SAR measurement requirements for the remaining 802.11 transmission mode configurations that have not been tested in the initial test configuration are determined separately for each standalone and aggregated frequency band, in each exposure condition, according to the maximum output power specified for production units. The initial test position procedure is applied to next to the ear, UMPC mini-tablet and hotspot mode configurations. When the same maximum output power is specified for multiple transmission modes, additional power measurements may be required to determine if SAR measurements are required for subsequent highest output power channels in a subsequent test configuration. The subsequent test configuration and SAR measurement procedures are described in the following.

- 1) . When SAR test exclusion provisions of KDB Publication 447498 are applicable and SAR measurement is not required for the initial test configuration, SAR is also not required for the next highest maximum output power transmission mode subsequent test configuration(s) in that frequency band or aggregated band and exposure configuration.
- 2) . When the highest reported SAR for the initial test configuration (when applicable, include subsequent highest output channels), according to the initial test position or fixed exposure position requirements, is adjusted by the ratio of the subsequent test configuration to initial test configuration specified maximum output power and the adjusted SAR is ≤ 1.2 W/kg, SAR is not required for that subsequent test configuration.
- 3) . The number of channels in the initial test configuration and subsequent test configuration can be different due to differences in channel bandwidth. When SAR measurement is required for a subsequent test configuration and the channel bandwidth is smaller than that in the initial test configuration, all channels in the subsequent test configuration that overlap with the larger bandwidth channel tested in the initial test configuration should be used to determine the highest maximum output power channel. This step requires additional power measurement to identify the highest maximum output power channel in the subsequent test configuration to determine SAR test reduction.
 - a) SAR should first be measured for the channel with highest measured output power in the subsequent test configuration.
 - b) SAR for subsequent highest measured maximum output power channels in the subsequent test configuration is required only when the reported SAR of the preceding higher maximum output power channel(s) in the subsequent test configuration is > 1.2 W/kg or until all required channels are tested. i) For channels with the same measured maximum output power, SAR should be measured using the channel closest to the center frequency of the larger channel bandwidth channel in the initial test configuration.
- 4) . SAR measurements for the remaining highest specified maximum output power OFDM transmission mode configurations that have not been tested in the initial test configuration (highest maximum output) or subsequent test configuration(s) (subsequent next highest maximum output power) is determined by recursively applying the subsequent test configuration procedures in this section to the remaining configurations according to the following:
 - a) replace "subsequent test configuration" with "next subsequent test configuration" (i.e., subsequent next highest specified maximum output power configuration)
 - b) replace "initial test configuration" with "all tested higher output power configurations"

7.2.4.4 2.4 GHz WiFi SAR Procedures

Separate SAR procedures are applied to DSSS and OFDM configurations in the 2.4 GHz band to simplify DSSS test requirements. For 802.11b DSSS SAR measurements, DSSS SAR procedure applies to fixed exposure test position and initial test position procedure applies to multiple exposure test positions. When SAR measurement is required for an OFDM configuration, the initial test configuration, subsequent test configuration and initial test position procedures are applied. The SAR test exclusion requirements for 802.11g/n OFDM configurations are described in following.

• 802.11b DSSS SAR Test Requirements

SAR is measured for 2.4 GHz 802.11b DSSS using either a fixed test position or, when applicable, the initial test position procedure. SAR test reduction is determined according to the following:

- 1) . When the reported SAR of the highest measured maximum output power channel for the exposure configuration is ≤ 0.8 W/kg, no further SAR testing is required for 802.11b DSSS in that exposure configuration.
- 2) . When the reported SAR is > 0.8 W/kg, SAR is required for that exposure configuration using the next highest measured output power channel. When any reported SAR is > 1.2 W/kg, SAR is required for the third channel; i.e., all channels require testing.

• 2.4 GHz 802.11g/n OFDM SAR Test Exclusion Requirements

When SAR measurement is required for 2.4 GHz 802.11g/n OFDM configurations, the measurement and test reduction procedures for OFDM are applied (section 5.3, including sub-sections). SAR is not required for the following 2.4 GHz OFDM conditions.

- 1) . When KDB Publication 447498 SAR test exclusion applies to the OFDM configuration.
- 2) . When the highest reported SAR for DSSS is adjusted by the ratio of OFDM to DSSS specified maximum output power and the adjusted SAR is ≤ 1.2 W/kg.

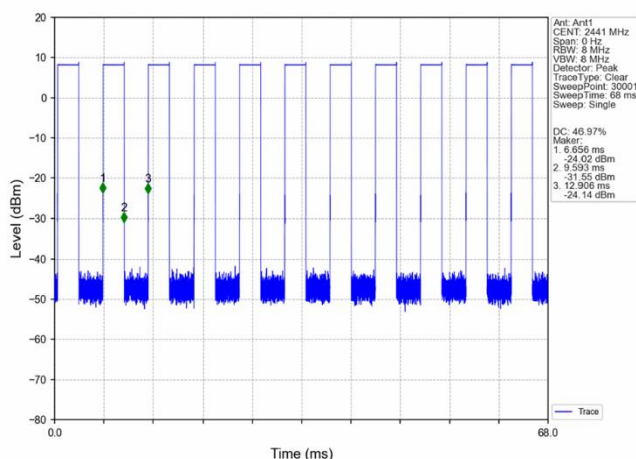
• SAR Test Requirements for OFDM configurations

When SAR measurement is required for 802.11 g/n OFDM configurations, each standalone and frequency aggregated band is considered separately for SAR test reduction. In applying the initial test configuration and subsequent test configuration procedures, the 802.11 transmission configuration with the highest specified maximum output power and the channel within a test configuration with the highest measured maximum output power should be clearly distinguished to apply the procedures.

7.2.5 BT Test Configuration

For the Bluetooth SAR tests, a communication link is set up with the test mode software for BT mode test. Bluetooth USES frequency hopping technology to divide the transmitted data into packets and transmit the packets respectively through 79 designated Bluetooth channels, frequency hops at 1600 hops/second per the Bluetooth standard, the EUT is operated at the RF continuous emission mode.

2) DH5 Duty Cycle =46.97%



8 Test Result

8.1 Measurement of RF Conducted Power

8.1.1 Conducted Power of GSM

GSM 850										
Burst Output Power(dBm)						Division Factors	Frame-Average Output Power(dBm)			
Channel		128	190	251	Tune up		128	190	251	Tune up
GPRS (GMSK)	1 TX Slot	32.28	32.26	32.00	33.00	-9.19	23.09	23.07	22.81	23.81
	2 TX Slots	30.25	30.51	29.85	31.00	-6.18	24.07	24.33	23.67	24.82
	3 TX Slots	28.57	28.31	27.90	29.00	-4.42	24.15	23.89	23.48	24.58
	4 TX Slots	26.46	26.21	25.79	27.00	-3.17	23.29	23.04	22.62	23.83
EGPRS (GMSK)	1 TX Slot	32.28	32.26	32.00	33.00	-9.19	23.09	23.07	22.81	23.81
	2 TX Slots	30.51	30.25	29.85	31.00	-6.18	24.33	24.07	23.67	24.82
	3 TX Slots	28.57	28.31	27.90	29.00	-4.42	24.15	23.89	23.48	24.58
	4 TX Slots	26.46	26.21	25.79	27.00	-3.17	23.29	23.04	22.62	23.83
EGPRS (8PSK)	1 TX Slot	25.31	25.42	25.12	26.00	-9.19	16.12	16.23	15.93	16.81
	2 TX Slots	23.96	24.04	23.82	25.00	-6.18	17.78	17.86	17.64	18.82
	3 TX Slots	21.05	20.98	20.81	22.00	-4.42	16.63	16.56	16.39	17.58
	4 TX Slots	19.08	19.07	18.61	20.00	-3.17	15.91	15.90	15.44	16.83

GSM 1900										
Burst Output Power(dBm)						Division Factors	Frame-Average Output Power(dBm)			
Channel		512	661	810	Tune up		512	661	810	Tune up
GPRS (GMSK)	1 TX Slot	29.47	29.22	28.68	30.00	-9.19	20.28	20.03	19.49	20.81
	2 TX Slots	27.59	26.89	26.21	28.00	-6.18	21.41	20.71	20.03	21.82
	3 TX Slots	25.83	25.40	24.68	26.00	-4.42	21.41	20.98	20.26	21.58
	4 TX Slots	23.93	23.23	22.50	24.00	-3.17	20.76	20.06	19.33	20.83
EGPRS (GMSK)	1 TX Slot	29.47	29.22	28.68	30.00	-9.19	20.28	20.03	19.49	20.81
	2 TX Slots	27.59	26.89	26.21	28.00	-6.18	21.41	20.71	20.03	21.82
	3 TX Slots	25.83	25.40	24.68	26.00	-4.42	21.41	20.98	20.26	21.58
	4 TX Slots	23.93	23.23	22.50	24.00	-3.17	20.76	20.06	19.33	20.83
EGPRS (8PSK)	1 TX Slot	23.83	23.93	23.50	24.00	-9.19	14.64	14.74	14.31	14.81
	2 TX Slots	22.44	22.73	22.39	23.00	-6.18	16.26	16.55	16.21	16.82
	3 TX Slots	21.22	20.58	20.66	22.00	-4.42	16.80	16.16	16.24	17.58
	4 TX Slots	18.30	18.22	17.87	19.00	-3.17	15.13	15.05	14.70	15.83



Unless otherwise agreed in writing, this document is issued by the Company subject to its General Conditions of Service printed overleaf, available on request or accessible at <https://www.sgs.com/en/Terms-and-Conditions>. Attention is drawn to the limitation of liability, indemnification and jurisdiction issues defined therein. Any holder of this document is advised that information contained hereon reflects the Company's findings at the time of its intervention only and within the limits of Client's instructions, if any. The Company's sole responsibility is to its Client and this document does not exonerate parties to a transaction from exercising all their rights and obligations under the transaction documents. This document cannot be reproduced except in full, without prior written approval of the Company. Any unauthorized alteration, forgery or falsification of the content or appearance of this document is unlawful and offenders may be prosecuted to the fullest extent of the law. Unless otherwise stated the results shown in this test report refer only to the sample(s) tested and such sample(s) are retained for 30 days only.

Attention: To check the authenticity of testing /inspection report & certificate, please contact us at telephone: (86-755) 8307 1443, or email: CN.Doccheck@sgs.com

No.1 Workshop, M-10, Middle Section, Science & Technology Park, Nanshan District, Shenzhen, Guangdong, China 518057 t (86-755) 26012053 f (86-755) 26710594 www.sgs.com.cn
 中国·广东·深圳市南山区科技园中区M-10栋1号厂房 邮编: 518057 t (86-755) 26012053 f (86-755) 26710594 sgs.china@sgs.com

8.1.2 Conducted Power of WCDMA

WCDMA Band II					
Average Conducted Power(dBm)					
Channel		9262	9400	9538	Tune up
WCDMA	12.2kbps RMC	22.13	22.5	22.38	23.00
HSDPA	Subtest 1	20.40	21.39	21.58	22.00
	Subtest 2	20.46	21.39	21.57	22.00
	Subtest 3	20.47	21.38	21.56	22.00
	Subtest 4	20.42	21.36	21.53	22.00
HSUPA	Subtest 1	18.29	19.01	19.16	20.00
	Subtest 2	18.93	19.32	19.48	20.00
	Subtest 3	18.26	19.32	19.63	20.00
	Subtest 4	18.95	19.32	19.41	20.00
	Subtest 5	18.22	19.03	19.12	20.00

WCDMA Band IV					
Average Conducted Power(dBm)					
Channel		1312	1412	1513	Tune up
WCDMA	12.2kbps RMC	23.04	23.05	22.37	24.00
HSDPA	Subtest 1	22.07	22.29	21.58	23.00
	Subtest 2	21.94	22.29	21.58	23.00
	Subtest 3	21.95	22.30	21.58	23.00
	Subtest 4	22.07	22.28	21.56	23.00
HSUPA	Subtest 1	19.41	19.69	19.04	20.00
	Subtest 2	19.37	19.87	19.21	20.00
	Subtest 3	19.60	20.15	19.49	21.00
	Subtest 4	19.86	20.14	19.03	21.00
	Subtest 5	19.58	20.14	19.03	21.00

SGS-CSTC Standards Technical Services Co., Ltd. Shenzhen Branch

SZSAR-TRF-01 Rev. A/0 May15,2023

Report No.: SZCR250500202909

Page: 46 of 76

WCDMA Band V					
Average Conducted Power(dBm)					
Channel		4132	4182	4233	Tune up
WCDMA	12.2kbps RMC	22.54	22.70	22.61	23.00
HSDPA	Subtest 1	21.80	22.76	22.27	23.00
	Subtest 2	21.86	22.77	22.28	23.00
	Subtest 3	21.72	22.77	22.27	23.00
	Subtest 4	21.74	22.75	22.24	23.00
HSUPA	Subtest 1	19.64	20.12	20.21	21.00
	Subtest 2	19.61	20.44	19.91	21.00
	Subtest 3	19.28	20.28	19.71	21.00
	Subtest 4	19.27	20.43	19.88	21.00
	Subtest 5	19.26	20.71	19.70	21.00



Unless otherwise agreed in writing, this document is issued by the Company subject to its General Conditions of Service printed overleaf, available on request or accessible at <https://www.sgs.com/en/Terms-and-Conditions>. Attention is drawn to the limitation of liability, indemnification and jurisdiction issues defined therein. Any holder of this document is advised that information contained hereon reflects the Company's findings at the time of its intervention only and within the limits of Client's instructions, if any. The Company's sole responsibility is to its Client and this document does not exonerate parties to a transaction from exercising all their rights and obligations under the transaction documents. This document cannot be reproduced except in full, without prior written approval of the Company. Any unauthorized alteration, forgery or falsification of the content or appearance of this document is unlawful and offenders may be prosecuted to the fullest extent of the law. Unless otherwise stated the results shown in this test report refer only to the sample(s) tested and such sample(s) are retained for 30 days only.

Attention: To check the authenticity of testing /inspection report & certificate, please contact us at telephone: (86-755) 8307 1443, or email: CN.Doccheck@sgs.com

No.1 Workshop, M-10, Middle Section, Science & Technology Park, Nanshan District, Shenzhen, Guangdong, China 518057 t (86-755) 26012053 f (86-755) 26710594 www.sgs.com.cn
 中国·广东·深圳市南山区科技园中区M-10栋1号厂房 邮编: 518057 t (86-755) 26012053 f (86-755) 26710594 sgs.china@sgs.com

8.1.3 Conducted Power of LTE

LTE Band 2				Conducted Power(dBm)			
Bandwidth	Modulation	RB size	RB offset	Channel	Channel	Channel	Tune up
				18607	18900	19193	
1.4MHz	QPSK	1	0	22.65	22.95	22.77	23.50
		1	2	22.67	23.03	22.94	23.50
		1	5	22.67	22.95	22.94	23.50
		3	0	22.70	23.15	22.90	23.50
		3	2	22.75	23.16	22.80	23.50
		3	3	22.75	23.07	22.79	23.50
		6	0	21.62	22.07	21.80	22.50
	16QAM	1	0	21.69	22.27	21.30	22.50
		1	2	21.71	22.28	21.32	22.50
		1	5	21.76	22.25	21.36	22.50
		3	0	21.47	22.24	22.03	22.50
		3	2	21.52	22.24	22.00	22.50
		3	3	21.56	22.09	22.07	22.50
		6	0	20.84	21.31	21.30	21.50
Bandwidth	Modulation	RB size	RB offset	Channel	Channel	Channel	Tune up
				18615	18900	19185	
3MHz	QPSK	1	0	22.59	23.04	22.85	23.50
		1	7	22.63	23.00	22.83	23.50
		1	14	22.63	22.93	22.85	23.50
		8	0	21.82	22.01	22.06	22.50
		8	4	21.74	21.95	21.92	22.50
		8	7	21.62	21.98	21.85	22.50
		15	0	21.85	22.09	21.91	22.50
	16QAM	1	0	21.85	22.48	21.78	22.50
		1	7	21.84	22.49	21.54	22.50
		1	14	21.75	22.47	21.53	22.50
		8	0	21.10	21.31	21.22	21.50
		8	4	21.06	21.19	21.28	21.50
		8	7	20.95	21.22	21.25	21.50
		15	0	20.95	21.22	21.19	21.50
Bandwidth	Modulation	RB size	RB offset	Channel	Channel	Channel	Tune up
				18625	18900	19175	
5MHz	QPSK	1	0	22.61	23.07	22.70	23.50
		1	13	22.55	23.02	22.77	23.50
		1	24	22.59	23.04	22.82	23.50



SGS-CSTC Standards Technical Services Co., Ltd.
Shenzhen Branch Technical Services Co., Ltd. Laboratory

Unless otherwise agreed in writing, this document is issued by the Company subject to its General Conditions of Service printed overleaf, available on request or accessible at <https://www.sgs.com/en/Terms-and-Conditions>. Attention is drawn to the limitation of liability, indemnification and jurisdiction issues defined therein. Any holder of this document is advised that information contained hereon reflects the Company's findings at the time of its intervention only and within the limits of Client's instructions, if any. The Company's sole responsibility is to its Client and this document does not exonerate parties to a transaction from exercising all their rights and obligations under the transaction documents. This document cannot be reproduced except in full, without prior written approval of the Company. Any unauthorized alteration, forgery or falsification of the content or appearance of this document is unlawful and offenders may be prosecuted to the fullest extent of the law. Unless otherwise stated the results shown in this test report refer only to the sample(s) tested and such sample(s) are retained for 30 days only.

Attention: To check the authenticity of testing / inspection report & certificate, please contact us at telephone: (86-755) 8307 1443, or email: CN.Doccheck@sgs.com
No.1 Workshop, M-10, Middle Section, Science & Technology Park, Nanshan District, Shenzhen, Guangdong, China 518057 t (86-755) 26012053 f (86-755) 26710594 www.sgs.com.cn
中国·广东·深圳市南山区科技园中区M-10栋1号厂房 邮编: 518057 t (86-755) 26012053 f (86-755) 26710594 sgs.china@sgs.com

SGS-CSTC Standards Technical Services Co., Ltd. Shenzhen Branch

SZSAR-TRF-01 Rev. A/0 May15,2023

Report No.: SZCR250500202909

Page: 48 of 76

		12	0	21.71	22.08	22.07	22.50
		12	6	21.71	22.09	21.97	22.50
		12	13	21.77	22.00	21.85	22.50
		25	0	21.78	22.05	22.00	22.50
	16QAM	1	0	20.92	22.01	21.90	22.50
		1	13	20.83	22.07	22.05	22.50
		1	24	20.76	22.13	21.86	22.50
		12	0	20.89	21.23	21.03	21.50
		12	6	20.70	21.22	21.04	21.50
		12	13	20.71	21.21	21.15	21.50
		25	0	20.77	21.24	21.15	21.50
Bandwidth	Modulation	RB size	RB offset	Channel	Channel	Channel	Tune up
				18650	18900	19150	
		1	0	22.80	23.12	22.81	23.50
		1	25	22.66	23.17	22.89	23.50
		1	49	22.79	23.08	22.93	23.50
	QPSK	25	0	21.73	22.01	21.73	22.50
		25	13	21.62	22.11	21.89	22.50
		25	25	21.80	22.10	21.99	22.50
		50	0	21.61	22.11	21.80	22.50
	16QAM	1	0	22.19	22.19	21.50	22.50
		1	25	22.04	22.25	21.37	22.50
		1	49	22.14	22.15	21.34	22.50
		25	0	20.75	21.12	20.87	21.50
		25	13	20.97	21.33	20.98	21.50
		25	25	20.95	21.13	21.16	21.50
		50	0	20.87	21.28	20.85	21.50
Bandwidth	Modulation	RB size	RB offset	Channel	Channel	Channel	Tune up
				18675	18900	19125	
		1	0	22.76	22.97	22.72	23.50
		1	38	22.71	23.00	22.78	23.50
		1	74	22.83	23.05	22.78	23.50
	QPSK	36	0	21.71	22.02	21.85	22.50
		36	18	21.75	22.05	21.80	22.50
		36	39	21.85	22.03	22.11	22.50
		75	0	21.76	22.04	21.87	22.50
	16QAM	1	0	22.18	22.10	22.13	22.50
		1	38	22.17	22.16	22.04	22.50
		1	74	22.44	21.99	22.00	22.50
		36	0	20.95	21.10	20.81	21.50



Unless otherwise agreed in writing, this document is issued by the Company subject to its General Conditions of Service printed overleaf, available on request or accessible at <https://www.sgs.com/en/Terms-and-Conditions>. Attention is drawn to the limitation of liability, indemnification and jurisdiction issues defined therein. Any holder of this document is advised that information contained hereon reflects the Company's findings at the time of its intervention only and within the limits of Client's instructions, if any. The Company's sole responsibility is to its Client and this document does not exonerate parties to a transaction from exercising all their rights and obligations under the transaction documents. This document cannot be reproduced except in full, without prior written approval of the Company. Any unauthorized alteration, forgery or falsification of the content or appearance of this document is unlawful and offenders may be prosecuted to the fullest extent of the law. Unless otherwise stated the results shown in this test report refer only to the sample(s) tested and such sample(s) are retained for 30 days only.

Attention: To check the authenticity of testing / inspection report & certificate, please contact us at telephone: (86-755) 8307 1443, or email: CN.Doccheck@sgs.com

No.1 Workshop, M-10, Middle Section, Science & Technology Park, Nanshan District, Shenzhen, Guangdong, China 518057 t (86-755) 26012053 f (86-755) 26710594 www.sgs.com.cn
 中国·广东·深圳市南山区科技园中区M-10栋1号厂房 邮编: 518057 t (86-755) 26012053 f (86-755) 26710594 sgs.china@sgs.com

SGS-CSTC Standards Technical Services Co., Ltd. Shenzhen Branch

SZSAR-TRF-01 Rev. A/0 May15,2023

Report No.: SZCR250500202909

Page: 49 of 76

		36	18	20.90	21.37	20.79	21.50
		36	39	20.78	21.19	21.04	21.50
		75	0	20.82	21.25	20.87	21.50
Bandwidth	Modulation	RB size	RB offset	Channel	Channel	Channel	Tune up
				18700	18900	19100	
20MHz	QPSK	1	0	22.78	23.14	23.07	23.50
		1	50	22.67	23.13	22.92	23.50
		1	99	22.77	23.13	23.04	23.50
		50	0	21.97	22.14	21.87	22.50
		50	25	21.73	22.06	21.84	22.50
		50	50	21.96	21.95	21.83	22.50
		100	0	21.75	22.16	21.76	22.50
	16QAM	1	0	21.77	21.87	22.42	22.50
		1	50	21.86	22.00	22.40	22.50
		1	99	21.94	21.85	22.49	22.50
		50	0	20.99	21.11	20.83	21.50
		50	25	20.84	21.27	20.76	21.50
		50	50	21.11	21.06	20.87	21.50
		100	0	20.85	21.21	20.83	21.50

LTE Band 4				Conducted Power(dBm)			
Bandwidth	Modulation	RB size	RB offset	Channel	Channel	Channel	Tune up
				19957	20175	20393	
1.4MHz	QPSK	1	0	23.60	23.43	22.66	24.50
		1	2	23.48	23.68	22.73	24.50
		1	5	23.34	23.61	22.73	24.50
		3	0	23.49	23.78	22.85	24.50
		3	2	23.42	23.71	22.78	24.50
		3	3	23.38	23.74	22.80	24.50
		6	0	22.42	22.63	21.76	23.50
	16QAM	1	0	22.11	22.47	22.12	23.50
		1	2	22.01	22.75	22.01	23.50
		1	5	21.85	22.69	22.06	23.50
		3	0	22.32	22.58	21.65	23.50
		3	2	22.21	22.58	21.57	23.50
		3	3	22.14	22.55	21.59	23.50
		6	0	21.58	21.74	20.92	22.50
Bandwidth	Modulation	RB size	RB offset	Channel	Channel	Channel	Tune up
				19965	20175	20385	



Unless otherwise agreed in writing, this document is issued by the Company subject to its General Conditions of Service printed overleaf, available on request or accessible at <https://www.sgs.com/en/Terms-and-Conditions>. Attention is drawn to the limitation of liability, indemnification and jurisdiction issues defined therein. Any holder of this document is advised that information contained hereon reflects the Company's findings at the time of its intervention only and within the limits of Client's instructions, if any. The Company's sole responsibility is to its Client and this document does not exonerate parties to a transaction from exercising all their rights and obligations under the transaction documents. This document cannot be reproduced except in full, without prior written approval of the Company. Any unauthorized alteration, forgery or falsification of the content or appearance of this document is unlawful and offenders may be prosecuted to the fullest extent of the law. Unless otherwise stated the results shown in this test report refer only to the sample(s) tested and such sample(s) are retained for 30 days only.

Attention: To check the authenticity of testing / inspection report & certificate, please contact us at telephone: (86-755) 8307 1443, or email: CN.Doccheck@sgs.com

No.1 Workshop, M-10, Middle Section, Science & Technology Park, Nanshan District, Shenzhen, Guangdong, China 518057 t (86-755) 26012053 f (86-755) 26710594 www.sgs.com.cn
 中国·广东·深圳市南山区科技园中区M-10栋1号厂房 邮编: 518057 t (86-755) 26012053 f (86-755) 26710594 sgs.china@sgs.com

SGS-CSTC Standards Technical Services Co., Ltd. Shenzhen Branch

SZSAR-TRF-01 Rev. A/0 May15,2023

Report No.: SZCR250500202909

Page: 50 of 76

3MHz	QPSK	1	0	23.53	23.56	23.10	24.50
		1	7	23.12	23.68	23.05	24.50
		1	14	23.38	23.50	22.97	24.50
		8	0	22.37	22.53	21.87	23.50
		8	4	22.20	22.68	21.85	23.50
		8	7	22.53	22.63	21.78	23.50
		15	0	22.28	22.71	21.74	23.50
	16QAM	1	0	22.75	23.27	22.01	23.50
		1	7	22.36	23.49	21.89	23.50
		1	14	22.47	23.31	21.84	23.50
		8	0	21.73	21.75	21.07	22.50
		8	4	21.61	21.86	21.05	22.50
		8	7	21.82	21.82	20.97	22.50
		15	0	21.42	21.78	20.86	22.50
Bandwidth	Modulation	RB size	RB offset	Channel	Channel	Channel	Tune up
				19975	20175	20375	
5MHz	QPSK	1	0	23.51	23.72	22.67	24.50
		1	13	23.42	23.66	22.57	24.50
		1	24	23.27	23.71	22.62	24.50
		12	0	22.35	22.63	21.94	23.50
		12	6	22.48	22.76	21.77	23.50
		12	13	22.09	22.60	21.88	23.50
		25	0	22.47	22.78	21.84	23.50
	16QAM	1	0	21.94	22.71	22.02	23.50
		1	13	21.63	22.81	21.90	23.50
		1	24	21.65	22.75	21.84	23.50
		12	0	21.41	21.70	20.91	22.50
		12	6	21.55	21.78	20.84	22.50
		12	13	21.16	21.65	20.84	22.50
		25	0	21.61	21.74	20.97	22.50
Bandwidth	Modulation	RB size	RB offset	Channel	Channel	Channel	Tune up
				20000	20175	20350	
10MHz	QPSK	1	0	23.45	23.49	23.38	24.50
		1	25	23.13	23.76	23.02	24.50
		1	49	23.19	23.67	22.91	24.50
		25	0	22.36	22.73	22.11	23.50
		25	13	22.37	22.71	21.93	23.50
		25	25	22.30	22.72	21.90	23.50
		50	0	22.33	22.82	22.01	23.50
	16QAM	1	0	22.66	22.58	21.87	23.50



SGS-CSTC Standards Technical Services Co., Ltd.
Shenzhen Branch Inspection & Testing Services Laboratory

Unless otherwise agreed in writing, this document is issued by the Company subject to its General Conditions of Service printed overleaf, available on request or accessible at <https://www.sgs.com/en/Terms-and-Conditions>. Attention is drawn to the limitation of liability, indemnification and jurisdiction issues defined therein. Any holder of this document is advised that information contained hereon reflects the Company's findings at the time of its intervention only and within the limits of Client's instructions, if any. The Company's sole responsibility is to its Client and this document does not exonerate parties to a transaction from exercising all their rights and obligations under the transaction documents. This document cannot be reproduced except in full, without prior written approval of the Company. Any unauthorized alteration, forgery or falsification of the content or appearance of this document is unlawful and offenders may be prosecuted to the fullest extent of the law. Unless otherwise stated the results shown in this test report refer only to the sample(s) tested and such sample(s) are retained for 30 days only.

Attention: To check the authenticity of testing / inspection report & certificate, please contact us at telephone: (86-755) 8307 1443, or email: CN.Doccheck@sgs.com

No.1 Workshop, M-10, Middle Section, Science & Technology Park, Nanshan District, Shenzhen, Guangdong, China 518057 t (86-755) 26012053 f (86-755) 26710594 www.sgs.com.cn
中国·广东·深圳市南山区科技园中区M-10栋1号厂房 邮编: 518057 t (86-755) 26012053 f (86-755) 26710594 sgs.china@sgs.com

SGS-CSTC Standards Technical Services Co., Ltd. Shenzhen Branch

SZSAR-TRF-01 Rev. A/0 May15,2023

Report No.: SZCR250500202909

Page: 51 of 76

		1	25	22.44	22.88	21.69	23.50
		1	49	22.45	22.80	21.78	23.50
		25	0	21.40	21.99	21.20	22.50
		25	13	21.45	21.88	21.04	22.50
		25	25	21.28	21.83	21.00	22.50
		50	0	21.47	21.91	20.98	22.50
Bandwidth	Modulation	RB size	RB offset	Channel	Channel	Channel	Tune up
				20025	20175	20325	
15MHz	QPSK	1	0	23.47	23.45	23.56	24.50
		1	38	23.31	23.77	23.16	24.50
		1	74	23.59	23.48	22.84	24.50
		36	0	22.66	22.58	22.33	23.50
		36	18	22.39	22.83	22.14	23.50
		36	39	22.35	22.70	21.86	23.50
		75	0	22.19	22.83	22.19	23.50
	16QAM	1	0	22.85	22.51	22.80	23.50
		1	38	22.60	22.90	22.45	23.50
		1	74	23.04	22.66	22.12	23.50
		36	0	21.78	21.72	21.43	22.50
		36	18	21.29	21.95	21.20	22.50
		36	39	21.64	21.93	21.04	22.50
		75	0	21.10	21.84	21.14	22.50
Bandwidth	Modulation	RB size	RB offset	Channel	Channel	Channel	Tune up
				20050	20175	20300	
20MHz	QPSK	1	0	23.57	23.67	23.58	24.50
		1	50	23.12	23.66	23.36	24.50
		1	99	23.56	23.31	22.89	24.50
		50	0	22.19	22.75	22.50	23.50
		50	25	22.11	22.72	22.37	23.50
		50	50	22.57	22.54	22.04	23.50
		100	0	22.01	22.75	22.45	23.50
	16QAM	1	0	22.42	22.60	23.08	23.50
		1	50	22.23	23.00	22.83	23.50
		1	99	22.63	22.64	22.32	23.50
		50	0	21.38	21.64	21.48	22.50
		50	25	21.16	21.89	21.43	22.50
		50	50	21.79	21.80	21.05	22.50
		100	0	20.98	21.81	21.51	22.50

LTE Band 5	Conducted Power(dBm)
------------	----------------------



Unless otherwise agreed in writing, this document is issued by the Company subject to its General Conditions of Service printed overleaf, available on request or accessible at <https://www.sgs.com/en/Terms-and-Conditions>. Attention is drawn to the limitation of liability, indemnification and jurisdiction issues defined therein. Any holder of this document is advised that information contained hereon reflects the Company's findings at the time of its intervention only and within the limits of Client's instructions, if any. The Company's sole responsibility is to its Client and this document does not exonerate parties to a transaction from exercising all their rights and obligations under the transaction documents. This document cannot be reproduced except in full, without prior written approval of the Company. Any unauthorized alteration, forgery or falsification of the content or appearance of this document is unlawful and offenders may be prosecuted to the fullest extent of the law. Unless otherwise stated the results shown in this test report refer only to the sample(s) tested and such sample(s) are retained for 30 days only.

Attention: To check the authenticity of testing / inspection report & certificate, please contact us at telephone: (86-755) 8307 1443, or email: CN.Doccheck@sgs.com

No.1 Workshop, M-10, Middle Section, Science & Technology Park, Nanshan District, Shenzhen, Guangdong, China 518057 t (86-755) 26012053 f (86-755) 26710594 www.sgs.com.cn
 中国·广东·深圳市南山区科技园中区M-10栋1号厂房 邮编: 518057 t (86-755) 26012053 f (86-755) 26710594 sgs.china@sgs.com

SGS-CSTC Standards Technical Services Co., Ltd. Shenzhen Branch

SZSAR-TRF-01 Rev. A/0 May15,2023

Report No.: SZCR250500202909

Page: 52 of 76

Bandwidth	Modulation	RB size	RB offset	Channel	Channel	Channel	Tune up
				20407	20525	20643	
1.4MHz	QPSK	1	0	23.18	22.91	23.18	24.00
		1	2	23.12	23.15	23.12	24.00
		1	5	23.19	23.11	23.18	24.00
		3	0	23.09	23.29	23.03	24.00
		3	2	23.09	23.24	23.11	24.00
		3	3	23.06	23.27	23.10	24.00
		6	0	22.14	21.93	22.10	23.00
	16QAM	1	0	21.67	22.02	22.75	23.00
		1	2	21.79	22.11	22.59	23.00
		1	5	21.66	22.15	22.65	23.00
		3	0	21.97	21.89	21.92	23.00
		3	2	21.95	21.93	21.91	23.00
		3	3	21.87	21.87	21.97	23.00
		6	0	21.37	21.35	21.19	22.00
Bandwidth	Modulation	RB size	RB offset	Channel	Channel	Channel	Tune up
				20415	20525	20635	
3MHz	QPSK	1	0	22.97	23.00	23.21	24.00
		1	7	23.00	23.14	23.18	24.00
		1	14	22.90	23.13	23.13	24.00
		8	0	22.15	21.89	22.09	23.00
		8	4	22.15	22.04	22.16	23.00
		8	7	22.13	22.05	22.14	23.00
		15	0	22.15	21.99	22.13	23.00
	16QAM	1	0	22.22	22.73	21.88	23.00
		1	7	22.15	22.88	21.88	23.00
		1	14	22.10	22.81	21.78	23.00
		8	0	21.50	21.43	21.13	22.00
		8	4	21.58	21.43	21.17	22.00
		8	7	21.23	21.43	21.20	22.00
		15	0	21.32	21.35	20.91	22.00
Bandwidth	Modulation	RB size	RB offset	Channel	Channel	Channel	Tune up
				20425	20525	20625	
5MHz	QPSK	1	0	22.96	22.99	22.94	24.00
		1	13	22.85	23.18	23.07	24.00
		1	24	23.06	23.16	23.06	24.00
		12	0	22.17	22.05	21.99	23.00
		12	6	22.15	21.97	22.29	23.00



SGS-CSTC Standards Technical Services Co., Ltd.
Shenzhen Branch Inspection & Testing Services Laboratory

Unless otherwise agreed in writing, this document is issued by the Company subject to its General Conditions of Service printed overleaf, available on request or accessible at <https://www.sgs.com/en/Terms-and-Conditions>. Attention is drawn to the limitation of liability, indemnification and jurisdiction issues defined therein. Any holder of this document is advised that information contained hereon reflects the Company's findings at the time of its intervention only and within the limits of Client's instructions, if any. The Company's sole responsibility is to its Client and this document does not exonerate parties to a transaction from exercising all their rights and obligations under the transaction documents. This document cannot be reproduced except in full, without prior written approval of the Company. Any unauthorized alteration, forgery or falsification of the content or appearance of this document is unlawful and offenders may be prosecuted to the fullest extent of the law. Unless otherwise stated the results shown in this test report refer only to the sample(s) tested and such sample(s) are retained for 30 days only.

Attention: To check the authenticity of testing / inspection report & certificate, please contact us at telephone: (86-755) 8307 1443, or email: CN.Doccheck@sgs.com

No.1 Workshop, M-10, Middle Section, Science & Technology Park, Nanshan District, Shenzhen, Guangdong, China 518057 t (86-755) 26012053 f (86-755) 26710594 www.sgs.com.cn
中国·广东·深圳市南山区科技园中区M-10栋1号厂房 邮编: 518057 t (86-755) 26012053 f (86-755) 26710594 sgs.china@sgs.com

SGS-CSTC Standards Technical Services Co., Ltd. Shenzhen Branch

SZSAR-TRF-01 Rev. A/0 May15,2023

Report No.: SZCR250500202909

Page: 53 of 76

		12	13	22.17	22.03	22.19	23.00
		25	0	22.11	22.03	22.22	23.00
	16QAM	1	0	21.31	21.98	21.95	23.00
		1	13	21.22	22.08	22.15	23.00
		1	24	21.30	22.10	22.08	23.00
		12	0	21.27	21.33	20.99	22.00
		12	6	21.02	21.42	20.93	22.00
		12	13	21.00	21.36	20.94	22.00
		25	0	21.03	21.34	20.97	22.00
Bandwidth	Modulation	RB size	RB offset	Channel	Channel	Channel	Tune up
				20450	20525	20600	
10MHz	QPSK	1	0	23.09	23.39	23.26	24.00
		1	25	23.06	23.33	23.12	24.00
		1	49	23.07	23.38	23.19	24.00
		25	0	22.12	22.35	22.30	23.00
		25	13	22.15	22.03	22.10	23.00
		25	25	21.99	22.16	22.34	23.00
		50	0	22.18	22.05	22.15	23.00
	16QAM	1	0	22.61	22.34	21.64	23.00
		1	25	22.49	22.35	21.64	23.00
		1	49	22.45	22.38	21.66	23.00
		25	0	20.99	21.50	21.51	22.00
		25	13	21.36	21.47	21.31	22.00
		25	25	21.43	21.42	21.15	22.00
		50	0	21.29	21.44	21.24	22.00

LTE Band 7				Conducted Power(dBm)			
Bandwidth	Modulation	RB size	RB offset	Channel	Channel	Channel	Tune up
				20775	21100	21425	
5MHz	QPSK	1	0	21.50	21.73	21.65	22.50
		1	13	21.38	21.80	21.59	22.50
		1	24	21.41	21.77	21.54	22.50
		12	0	20.46	20.79	20.76	21.50
		12	6	20.40	20.80	20.77	21.50
		12	13	20.45	20.81	20.74	21.50
		25	0	20.47	20.89	20.83	21.50
	16QAM	1	0	19.70	20.72	20.78	21.50
		1	13	19.75	20.84	20.81	21.50
		1	24	19.66	20.86	20.79	21.50
		12	0	19.71	19.83	19.73	20.50



Unless otherwise agreed in writing, this document is issued by the Company subject to its General Conditions of Service printed overleaf, available on request or accessible at <https://www.sgs.com/en/Terms-and-Conditions>. Attention is drawn to the limitation of liability, indemnification and jurisdiction issues defined therein. Any holder of this document is advised that information contained hereon reflects the Company's findings at the time of its intervention only and within the limits of Client's instructions, if any. The Company's sole responsibility is to its Client and this document does not exonerate parties to a transaction from exercising all their rights and obligations under the transaction documents. This document cannot be reproduced except in full, without prior written approval of the Company. Any unauthorized alteration, forgery or falsification of the content or appearance of this document is unlawful and offenders may be prosecuted to the fullest extent of the law. Unless otherwise stated the results shown in this test report refer only to the sample(s) tested and such sample(s) are retained for 30 days only.

Attention: To check the authenticity of testing / inspection report & certificate, please contact us at telephone: (86-755) 8307 1443, or email: CN.Doccheck@sgs.com

No.1 Workshop, M-10, Middle Section, Science & Technology Park, Nanshan District, Shenzhen, Guangdong, China 518057 t (86-755) 26012053 f (86-755) 26710594 www.sgs.com.cn
 中国·广东·深圳市南山区科技园中区M-10栋1号厂房 邮编: 518057 t (86-755) 26012053 f (86-755) 26710594 sgs.china@sgs.com

SGS-CSTC Standards Technical Services Co., Ltd. Shenzhen Branch

SZSAR-TRF-01 Rev. A/0 May15,2023

Report No.: SZCR250500202909

Page: 54 of 76

		12	6	19.62	19.96	19.78	20.50
		12	13	19.66	19.96	19.74	20.50
		25	0	19.68	19.89	19.86	20.50
Bandwidth	Modulation	RB size	RB offset	Channel	Channel	Channel	Tune up
				20800	21100	21400	
10MHz	QPSK	1	0	21.41	21.90	21.86	22.50
		1	25	21.40	21.93	21.77	22.50
		1	49	21.39	21.93	21.78	22.50
		25	0	20.49	20.77	20.82	21.50
		25	13	20.56	20.80	20.71	21.50
		25	25	20.67	20.89	20.71	21.50
		50	0	20.49	20.89	20.65	21.50
	16QAM	1	0	21.00	20.95	20.27	21.50
		1	25	20.86	21.08	20.26	21.50
		1	49	20.85	21.07	20.22	21.50
		25	0	19.67	19.97	19.97	20.50
		25	13	19.51	20.04	19.87	20.50
		25	25	19.43	20.03	19.86	20.50
		50	0	19.49	20.03	19.73	20.50
Bandwidth	Modulation	RB size	RB offset	Channel	Channel	Channel	Tune up
				20825	21100	21375	
15MHz	QPSK	1	0	21.42	21.78	21.97	22.50
		1	38	21.36	21.93	21.84	22.50
		1	74	21.32	21.93	21.67	22.50
		36	0	20.44	20.81	20.78	21.50
		36	18	20.48	20.92	20.70	21.50
		36	39	20.41	20.92	20.78	21.50
		75	0	20.46	20.81	20.65	21.50
	16QAM	1	0	20.99	21.08	21.39	21.50
		1	38	20.89	21.32	21.05	21.50
		1	74	20.75	21.28	21.07	21.50
		36	0	19.53	19.97	20.02	20.50
		36	18	19.45	20.08	19.80	20.50
		36	39	19.50	20.13	19.73	20.50
		75	0	19.35	19.97	19.83	20.50
Bandwidth	Modulation	RB size	RB offset	Channel	Channel	Channel	Tune up
				20850	21100	21350	
20MHz	QPSK	1	0	22.06	22.13	22.11	22.50
		1	50	21.39	22.00	21.93	22.50
		1	99	21.30	21.98	21.92	22.50



Unless otherwise agreed in writing, this document is issued by the Company subject to its General Conditions of Service printed overleaf, available on request or accessible at <https://www.sgs.com/en/Terms-and-Conditions>. Attention is drawn to the limitation of liability, indemnification and jurisdiction issues defined therein. Any holder of this document is advised that information contained hereon reflects the Company's findings at the time of its intervention only and within the limits of Client's instructions, if any. The Company's sole responsibility is to its Client and this document does not exonerate parties to a transaction from exercising all their rights and obligations under the transaction documents. This document cannot be reproduced except in full, without prior written approval of the Company. Any unauthorized alteration, forgery or falsification of the content or appearance of this document is unlawful and offenders may be prosecuted to the fullest extent of the law. Unless otherwise stated the results shown in this test report refer only to the sample(s) tested and such sample(s) are retained for 30 days only.

Attention: To check the authenticity of testing / inspection report & certificate, please contact us at telephone: (86-755) 8307 1443, or email: CN.Doccheck@sgs.com

No.1 Workshop, M-10, Middle Section, Science & Technology Park, Nanshan District, Shenzhen, Guangdong, China 518057 t (86-755) 26012053 f (86-755) 26710594 www.sgs.com.cn
 中国·广东·深圳市南山区科技园中区M-10栋1号厂房 邮编: 518057 t (86-755) 26012053 f (86-755) 26710594 sgs.china@sgs.com

SGS-CSTC Standards Technical Services Co., Ltd. Shenzhen Branch

SZSAR-TRF-01 Rev. A/0 May15,2023

Report No.: SZCR250500202909

Page: 55 of 76

		50	0	20.47	20.98	20.85	21.50
		50	25	20.39	20.97	20.70	21.50
		50	50	20.35	20.94	20.61	21.50
		100	0	20.48	20.94	20.72	21.50
	16QAM	1	0	20.35	21.25	21.30	21.50
		1	50	20.36	21.37	21.42	21.50
		1	99	20.39	21.30	21.33	21.50
		50	0	19.52	20.05	19.82	20.50
		50	25	19.50	20.08	19.94	20.50
		50	50	19.50	20.11	19.62	20.50
		100	0	19.41	19.92	20.02	20.50

LTE Band 38				Conducted Power(dBm)			
Bandwidth	Modulation	RB size	RB offset	Channel	Channel	Channel	Tune up
				37775	38000	38225	
5MHz	QPSK	1	0	21.76	21.97	22.12	23.00
		1	13	21.77	21.83	21.93	23.00
		1	24	22.05	21.90	22.01	23.00
		12	0	20.82	20.90	21.01	22.00
		12	6	20.95	20.86	20.96	22.00
		12	13	20.76	20.88	21.04	22.00
		25	0	20.88	20.79	20.98	22.00
	16QAM	1	0	20.90	21.59	20.86	22.00
		1	13	20.85	21.46	21.09	22.00
		1	24	20.99	21.52	20.90	22.00
		12	0	19.70	19.79	19.78	21.00
		12	6	19.81	19.81	19.72	21.00
		12	13	19.79	19.91	19.96	21.00
		25	0	19.78	19.88	19.83	21.00
Bandwidth	Modulation	RB size	RB offset	Channel	Channel	Channel	Tune up
				37800	38000	38200	
10MHz	QPSK	1	0	22.03	21.92	21.76	23.00
		1	25	22.14	21.98	21.86	23.00
		1	49	22.05	22.00	22.33	23.00
		25	0	20.77	20.92	20.86	22.00
		25	13	20.91	20.78	20.76	22.00
		25	25	20.93	20.76	20.98	22.00
		50	0	20.91	20.90	20.86	22.00
	16QAM	1	0	20.82	21.81	20.86	22.00



SGS-CSTC Standards Technical Services Co., Ltd.
Shenzhen Branch Inspection & Testing Services Laboratory

Unless otherwise agreed in writing, this document is issued by the Company subject to its General Conditions of Service printed overleaf, available on request or accessible at <https://www.sgs.com/en/Terms-and-Conditions>. Attention is drawn to the limitation of liability, indemnification and jurisdiction issues defined therein. Any holder of this document is advised that information contained herein reflects the Company's findings at the time of its intervention only and within the limits of Client's instructions, if any. The Company's sole responsibility is to its Client and this document does not exonerate parties to a transaction from exercising all their rights and obligations under the transaction documents. This document cannot be reproduced except in full, without prior written approval of the Company. Any unauthorized alteration, forgery or falsification of the content or appearance of this document is unlawful and offenders may be prosecuted to the fullest extent of the law. Unless otherwise stated the results shown in this test report refer only to the sample(s) tested and such sample(s) are retained for 30 days only.

Attention: To check the authenticity of testing / inspection report & certificate, please contact us at telephone: (86-755) 8307 1443, or email: CN.Doccheck@sgs.com

No.1 Workshop, M-10, Middle Section, Science & Technology Park, Nanshan District, Shenzhen, Guangdong, China 518057 t (86-755) 26012053 f (86-755) 26710594 www.sgs.com.cn
中国·广东·深圳市南山区科技园中区M-10栋1号厂房 邮编: 518057 t (86-755) 26012053 f (86-755) 26710594 sgs.china@sgs.com

SGS-CSTC Standards Technical Services Co., Ltd. Shenzhen Branch

SZSAR-TRF-01 Rev. A/0 May15,2023

Report No.: SZCR250500202909

Page: 56 of 76

		1	25	20.93	21.78	20.89	22.00
		1	49	20.95	21.71	21.08	22.00
		25	0	19.81	20.06	20.09	21.00
		25	13	19.88	19.94	20.09	21.00
		25	25	19.86	19.86	20.09	21.00
		50	0	19.96	19.97	19.78	21.00
Bandwidth	Modulation	RB size	RB offset	Channel	Channel	Channel	Tune up
				37825	38000	38175	
15MHz	QPSK	1	0	21.89	21.95	22.10	23.00
		1	38	22.00	21.96	21.95	23.00
		1	74	22.08	21.80	22.07	23.00
		36	0	20.82	21.06	20.92	22.00
		36	18	20.98	20.88	20.85	22.00
		36	39	20.99	20.73	21.05	22.00
		75	0	20.86	20.78	20.84	22.00
	16QAM	1	0	20.76	21.90	21.04	22.00
		1	38	21.00	21.79	20.72	22.00
		1	74	21.00	21.65	21.15	22.00
		36	0	19.89	19.99	19.81	21.00
		36	18	19.85	19.94	19.85	21.00
		36	39	19.88	19.83	19.99	21.00
		75	0	19.98	19.94	19.99	21.00
Bandwidth	Modulation	RB size	RB offset	Channel	Channel	Channel	Tune up
				37850	38000	38150	
20MHz	QPSK	1	0	21.86	22.02	22.04	23.00
		1	50	21.88	21.99	22.01	23.00
		1	99	21.97	21.82	22.62	23.00
		50	0	20.87	21.20	20.83	22.00
		50	25	20.86	20.86	20.94	22.00
		50	50	20.94	20.80	21.14	22.00
		100	0	20.83	20.87	20.87	22.00
	16QAM	1	0	21.20	20.91	21.73	22.00
		1	50	21.60	20.79	21.66	22.00
		1	99	21.59	21.12	21.91	22.00
		50	0	20.09	20.01	19.92	21.00
		50	25	20.23	19.90	19.89	21.00
		50	50	20.21	19.86	20.18	21.00
		100	0	20.06	19.85	19.82	21.00



Unless otherwise agreed in writing, this document is issued by the Company subject to its General Conditions of Service printed overleaf, available on request or accessible at <https://www.sgs.com/en/Terms-and-Conditions>. Attention is drawn to the limitation of liability, indemnification and jurisdiction issues defined therein. Any holder of this document is advised that information contained hereon reflects the Company's findings at the time of its intervention only and within the limits of Client's instructions, if any. The Company's sole responsibility is to its Client and this document does not exonerate parties to a transaction from exercising all their rights and obligations under the transaction documents. This document cannot be reproduced except in full, without prior written approval of the Company. Any unauthorized alteration, forgery or falsification of the content or appearance of this document is unlawful and offenders may be prosecuted to the fullest extent of the law. Unless otherwise stated the results shown in this test report refer only to the sample(s) tested and such sample(s) are retained for 30 days only.

Attention: To check the authenticity of testing / inspection report & certificate, please contact us at telephone: (86-755) 8307 1443, or email: CN.Doccheck@sgs.com

No.1 Workshop, M-10, Middle Section, Science & Technology Park, Nanshan District, Shenzhen, Guangdong, China 518057 t (86-755) 26012053 f (86-755) 26710594 www.sgs.com.cn
 中国·广东·深圳市南山区科技园中区M-10栋1号厂房 邮编: 518057 t (86-755) 26012053 f (86-755) 26710594 sgs.china@sgs.com

8.1.4 Conducted Power of 2.4G WIFI

WIFI 2.4G					
Mode	Channel	Frequency(MHz)	Data Rate(Mbps)	Average Power (dBm)	Tune up
802.11b	1	2412	1	13.67	14.00
	6	2437		13.05	14.00
	11	2462		13.56	14.00
802.11g	1	2412	6	12.50	13.00
	6	2437		12.09	13.00
	11	2462		12.29	13.00
802.11n HT20	1	2412	6.5	12.43	13.00
	6	2437		12.15	13.00
	11	2462		12.21	13.00

8.1.5 Conducted Power of BT

BT		Average Conducted Power(dBm)			Tune up
Band	Channel	0	39	78	
BT	GFSK	5.96	5.47	4.97	6.50
	π/4DQPSK	6.33	5.27	5.11	6.50
	8DPSK	6.25	5.36	5.17	6.50
Band	Channel	0	19	39	Tune up
BLE 1M	GFSK	-1.05	-1.67	-1.89	-1.00



Unless otherwise agreed in writing, this document is issued by the Company subject to its General Conditions of Service printed overleaf, available on request or accessible at <https://www.sgs.com/en/Terms-and-Conditions>. Attention is drawn to the limitation of liability, indemnification and jurisdiction issues defined therein. Any holder of this document is advised that information contained hereon reflects the Company's findings at the time of its intervention only and within the limits of Client's instructions, if any. The Company's sole responsibility is to its Client and this document does not exonerate parties to a transaction from exercising all their rights and obligations under the transaction documents. This document cannot be reproduced except in full, without prior written approval of the Company. Any unauthorized alteration, forgery or falsification of the content or appearance of this document is unlawful and offenders may be prosecuted to the fullest extent of the law. Unless otherwise stated the results shown in this test report refer only to the sample(s) tested and such sample(s) are retained for 30 days only.

Attention: To check the authenticity of testing /inspection report & certificate, please contact us at telephone: (86-755) 8307 1443, or email: CN.Doccheck@sgs.com

SGS-CSTC Standards Technical Services Co., Ltd.
Shenzhen Branch (Shenzhen) EMC Laboratory

No.1 Workshop, M-10, Middle Section, Science & Technology Park, Nanshan District, Shenzhen, Guangdong, China 518057 t (86-755) 26012053 f (86-755) 26710594 www.sgs.com.cn
中国·广东·深圳市南山区科技园中区M-10栋1号厂房 邮编: 518057 t (86-755) 26012053 f (86-755) 26710594 sgs.china@sgs.com

8.2 Measurement of SAR Data

Note:

- 1) The maximum Scaled SAR value is marked in bold. Graph results refer to Appendix B.
- 2) Per KDB 447498 D04, testing of other required channels within the operating mode of a frequency band is not required when the reported 1-g or 10-g SAR for the mid-band or highest output power channel is:
 - $\leq 0.8\text{W/kg}$ for 1-g or 2.0W/kg for 10-g respectively, when the transmission band is $\leq 100\text{MHz}$.
 - $\leq 0.6\text{ W/kg}$ or 1.5 W/kg , for 1-g or 10-g respectively, when the transmission band is between 100 MHz and 200 MHz.
 - $\leq 0.4\text{ W/kg}$ or 1.0 W/kg , for 1-g or 10-g respectively, when the transmission band is $\geq 200\text{ MHz}$.

WiFi 2.4G:

- 1) When the highest reported SAR for the initial test configuration is adjusted by the ratio of the subsequent test configuration to initial test configuration specified maximum output power and the adjusted SAR is $\leq 1.2\text{ W/kg}$, SAR test for the other 802.11 modes are not required.

When the highest reported SAR for the initial test configuration is adjusted by the ratio of the subsequent test configuration to initial test configuration specified maximum output power and the adjusted SAR is $\leq 1.2\text{ W/kg}$, SAR test for the other 802.11 modes are not required.



SGS-CSTC Standards Technical Services Co., Ltd. Shenzhen Branch

SZSAR-TRF-01 Rev. A/0 May15,2023

Report No.: SZCR250500202909

Page: 60 of 76

8.2.1 SAR Result of GSM850

Test position	Test mode	Test ch./Freq.	Duty Cycle	SAR (W/kg) 1-g	SAR (W/kg) 10-g	Power drift (dB)	Conducted Power(dBm)	Tune up Limit(dBm)	Scaled factor	Scaled SAR 10-g (W/kg)	Liquid Temp.(°C)
Extremity Test data (Separate 0mm)											
Front side	GPRS 2TS	190/836.6	1:4.15	0.260	0.158	0.02	30.51	31.00	1.119	0.177	22.1
Back side	GPRS 2TS	190/836.6	1:4.15	1.380	0.806	0.06	30.51	31.00	1.119	0.902	22.1
Left side	GPRS 2TS	190/836.6	1:4.15	0.283	0.172	0.09	30.51	31.00	1.119	0.193	22.1
Right side	GPRS 2TS	190/836.6	1:4.15	0.125	0.074	0.01	30.51	31.00	1.119	0.083	22.1
Top side	GPRS 2TS	190/836.6	1:4.15	0.289	0.164	0.04	30.51	31.00	1.119	0.184	22.1
Bottom side	GPRS 2TS	190/836.6	1:4.15	0.103	0.053	0.070	31.51	31.00	0.889	0.047	22.1
Back side with Battery 2#	GPRS 2TS	190/836.6	1:4.15	1.260	0.783	0.03	30.51	31.00	1.119	0.877	22.1



Unless otherwise agreed in writing, this document is issued by the Company subject to its General Conditions of Service printed overleaf, available on request or accessible at <https://www.sgs.com/en/Terms-and-Conditions>. Attention is drawn to the limitation of liability, indemnification and jurisdiction issues defined therein. Any holder of this document is advised that information contained hereon reflects the Company's findings at the time of its intervention only and within the limits of Client's instructions, if any. The Company's sole responsibility is to its Client and this document does not exonerate parties to a transaction from exercising all their rights and obligations under the transaction documents. This document cannot be reproduced except in full, without prior written approval of the Company. Any unauthorized alteration, forgery or falsification of the content or appearance of this document is unlawful and offenders may be prosecuted to the fullest extent of the law. Unless otherwise stated the results shown in this test report refer only to the sample(s) tested and such sample(s) are retained for 30 days only.

Attention: To check the authenticity of testing /inspection report & certificate, please contact us at telephone: (86-755) 8307 1443, or email: CN.Doccheck@sgs.com

No.1 Workshop, M-10, Middle Section, Science & Technology Park, Nanshan District, Shenzhen, Guangdong, China 518057 t (86-755) 26012053 f (86-755) 26710594 www.sgsgroup.com.cn
 中国·广东·深圳市南山区科技园中区M-10栋1号厂房 邮编: 518057 t (86-755) 26012053 f (86-755) 26710594 sgs.china@sgs.com

SGS-CSTC Standards Technical Services Co., Ltd. Shenzhen Branch

SZSAR-TRF-01 Rev. A/0 May15,2023

Report No.: SZCR250500202909

Page: 61 of 76

8.2.2 SAR Result of GSM1900

Test position	Test mode	Test ch./Freq.	Duty Cycle	SAR (W/kg) 1-g	SAR (W/kg) 10-g	Power drift (dB)	Conducted Power(dBm)	Tune up Limit(dBm)	Scaled factor	Scaled SAR 10-g (W/kg)	Liquid Temp.(°C)
Extremity Test data (Separate 0mm)											
Front side	GPRS 2TS	661/1880	1:4.15	0.267	0.151	-0.07	26.89	28.00	1.291	0.195	22.1
Back side	GPRS 2TS	661/1880	1:4.15	2.620	1.420	-0.04	26.89	28.00	1.291	1.834	22.1
Left side	GPRS 2TS	661/1880	1:4.15	0.515	0.275	0.09	26.89	28.00	1.291	0.355	22.1
Right side	GPRS 2TS	661/1880	1:4.15	0.325	0.173	-0.01	26.89	28.00	1.291	0.223	22.1
Top side	GPRS 2TS	661/1880	1:4.15	1.153	0.591	0.09	26.89	28.00	1.291	0.763	22.1
Bottom side	GPRS 2TS	661/1880	1:4.15	0.201	0.114	-0.10	26.89	28.00	1.291	0.147	22.1
Back side with Battery 2#	GPRS 2TS	661/1880	1:4.15	2.210	1.222	-0.01	26.89	28.00	1.291	1.578	22.1



Unless otherwise agreed in writing, this document is issued by the Company subject to its General Conditions of Service printed overleaf, available on request or accessible at <https://www.sgs.com/en/Terms-and-Conditions>. Attention is drawn to the limitation of liability, indemnification and jurisdiction issues defined therein. Any holder of this document is advised that information contained hereon reflects the Company's findings at the time of its intervention only and within the limits of Client's instructions, if any. The Company's sole responsibility is to its Client and this document does not exonerate parties to a transaction from exercising all their rights and obligations under the transaction documents. This document cannot be reproduced except in full, without prior written approval of the Company. Any unauthorized alteration, forgery or falsification of the content or appearance of this document is unlawful and offenders may be prosecuted to the fullest extent of the law. Unless otherwise stated the results shown in this test report refer only to the sample(s) tested and such sample(s) are retained for 30 days only.

Attention: To check the authenticity of testing /inspection report & certificate, please contact us at telephone: (86-755) 8307 1443, or email: CN.Doccheck@sgs.com

No.1 Workshop, M-10, Middle Section, Science & Technology Park, Nanshan District, Shenzhen, Guangdong, China 518057 t (86-755) 26012053 f (86-755) 26710594 www.sgs.com.cn
 中国·广东·深圳市南山区科技园中区M-10栋1号厂房 邮编: 518057 t (86-755) 26012053 f (86-755) 26710594 sgs.china@sgs.com

SGS-CSTC Standards Technical Services Co., Ltd. Shenzhen Branch

SZSAR-TRF-01 Rev. A/0 May15,2023

Report No.: SZCR250500202909

Page: 62 of 76

8.2.3 SAR Result of WCDMA Band II

Test position	Test mode	Test ch./Freq.	Duty Cycle	SAR (W/kg) 1-g	SAR (W/kg) 10-g	Power drift (dB)	Conducted Power(dBm)	Tune up Limit(dBm)	Scaled factor	Scaled SAR 10-g (W/kg)	Liquid Temp.(°C)
Extremity Test data (Separate 0mm)											
Front side	RMC	9400/1880	1:1	0.333	0.189	0.10	22.50	23.00	1.122	0.212	22.1
Back side	RMC	9400/1880	1:1	4.150	2.260	-0.09	22.50	23.00	1.122	2.536	22.1
Left side	RMC	9400/1880	1:1	0.686	0.364	-0.16	22.50	23.00	1.122	0.408	22.1
Right side	RMC	9400/1880	1:1	0.416	0.222	0.07	22.50	23.00	1.122	0.249	22.1
Top side	RMC	9400/1880	1:1	0.487	0.281	-0.09	22.50	23.00	1.122	0.315	22.1
Bottom side	RMC	9400/1880	1:1	0.086	0.049	0.10	22.50	23.00	1.122	0.055	22.1
Back side	RMC	9262/1852.4	1:1	3.250	1.640	-0.10	22.13	23.00	1.222	2.004	22.1
Back side	RMC	9538/1907.6	1:1	3.390	1.710	0.08	22.38	23.00	1.153	1.972	22.1
Back side with Battery 2#	RMC	9400/1880	1:1	4.011	2.001	0.12	22.50	23.00	1.122	2.245	22.1



Unless otherwise agreed in writing, this document is issued by the Company subject to its General Conditions of Service printed overleaf, available on request or accessible at <https://www.sgs.com/en/Terms-and-Conditions>. Attention is drawn to the limitation of liability, indemnification and jurisdiction issues defined therein. Any holder of this document is advised that information contained hereon reflects the Company's findings at the time of its intervention only and within the limits of Client's instructions, if any. The Company's sole responsibility is to its Client and this document does not exonerate parties to a transaction from exercising all their rights and obligations under the transaction documents. This document cannot be reproduced except in full, without prior written approval of the Company. Any unauthorized alteration, forgery or falsification of the content or appearance of this document is unlawful and offenders may be prosecuted to the fullest extent of the law. Unless otherwise stated the results shown in this test report refer only to the sample(s) tested and such sample(s) are retained for 30 days only.

Attention: To check the authenticity of testing /inspection report & certificate, please contact us at telephone: (86-755) 8307 1443, or email: CN.Doccheck@sgs.com

No.1 Workshop, M-10, Middle Section, Science & Technology Park, Nanshan District, Shenzhen, Guangdong, China 518057 t (86-755) 26012053 f (86-755) 26710594 www.sgs.com.cn
 中国·广东·深圳市南山区科技园中区M-10栋1号厂房 邮编: 518057 t (86-755) 26012053 f (86-755) 26710594 sgs.china@sgs.com

SGS-CSTC Standards Technical Services Co., Ltd. Shenzhen Branch

SZSAR-TRF-01 Rev. A/0 May15,2023

Report No.: SZCR250500202909

Page: 63 of 76

8.2.4 SAR Result of WCDMA Band IV

Test position	Test mode	Test ch./Freq.	Duty Cycle	SAR (W/kg) 1-g	SAR (W/kg) 10-g	Power drift (dB)	Conducted Power(dBm)	Tune up Limit(dBm)	Scaled factor	Scaled SAR 10-g (W/kg)	Liquid Temp.(°C)
Extremity Test data (Separate 0mm)											
Front side	RMC	1412/1732.4	1:1	0.885	0.424	-0.07	23.05	24.00	1.245	0.528	22.1
Back side	RMC	1412/1732.4	1:1	3.470	1.980	-0.09	23.05	24.00	1.245	2.464	22.1
Left side	RMC	1412/1732.4	1:1	0.761	0.364	0.05	23.05	24.00	1.245	0.453	22.1
Right side	RMC	1412/1732.4	1:1	0.462	0.266	0.04	23.05	24.00	1.245	0.331	22.1
Top side	RMC	1412/1732.4	1:1	1.152	0.626	0.00	23.05	24.00	1.245	0.779	22.1
Bottom side	RMC	1412/1732.4	1:1	0.058	0.036	-0.08	23.05	24.00	1.245	0.045	22.1
Back side	RMC	1312/1712.4	1:1	3.310	1.720	0.05	23.04	24.00	1.247	2.145	22.1
Back side	RMC	1513/1752.6	1:1	3.150	1.660	-0.02	22.37	24.00	1.455	2.416	22.1
Back side with Battery 2#	RMC	1412/1732.4	1:1	3.120	1.840	-0.02	23.05	24.00	1.245	2.290	22.1



Unless otherwise agreed in writing, this document is issued by the Company subject to its General Conditions of Service printed overleaf, available on request or accessible at <https://www.sgs.com/en/Terms-and-Conditions>. Attention is drawn to the limitation of liability, indemnification and jurisdiction issues defined therein. Any holder of this document is advised that information contained hereon reflects the Company's findings at the time of its intervention only and within the limits of Client's instructions, if any. The Company's sole responsibility is to its Client and this document does not exonerate parties to a transaction from exercising all their rights and obligations under the transaction documents. This document cannot be reproduced except in full, without prior written approval of the Company. Any unauthorized alteration, forgery or falsification of the content or appearance of this document is unlawful and offenders may be prosecuted to the fullest extent of the law. Unless otherwise stated the results shown in this test report refer only to the sample(s) tested and such sample(s) are retained for 30 days only.

Attention: To check the authenticity of testing /inspection report & certificate, please contact us at telephone: (86-755) 8307 1443, or email: CN.Doccheck@sgs.com

No.1 Workshop, M-10, Middle Section, Science & Technology Park, Nanshan District, Shenzhen, Guangdong, China 518057 t (86-755) 26012053 f (86-755) 26710594 www.sgs.com.cn
 中国·广东·深圳市南山区科技园中区M-10栋1号厂房 邮编: 518057 t (86-755) 26012053 f (86-755) 26710594 sgs.china@sgs.com

SGS-CSTC Standards Technical Services Co., Ltd. Shenzhen Branch

SZSAR-TRF-01 Rev. A/0 May15,2023

Report No.: SZCR250500202909

Page: 64 of 76

8.2.5 SAR Result of WCDMA Band V

Test position	Test mode	Test ch./Freq.	Duty Cycle	SAR (W/kg) 1-g	SAR (W/kg) 10-g	Power drift (dB)	Conducted Power(dBm)	Tune up Limit(dBm)	Scaled factor	Scaled SAR 10-g (W/kg)	Liquid Temp.(°C)
Extremity Test data (Separate 0mm)											
Front side	RMC	4182/836.4	1:1	0.160	0.096	0.07	22.70	23.00	1.072	0.103	22.1
Back side	RMC	4182/836.4	1:1	0.912	0.545	-0.09	22.70	23.00	1.072	0.584	22.1
Left side	RMC	4182/836.4	1:1	0.174	0.103	0.03	22.70	23.00	1.072	0.110	22.1
Right side	RMC	4182/836.4	1:1	0.070	0.042	-0.09	22.70	23.00	1.072	0.045	22.1
Top side	RMC	4182/836.4	1:1	0.146	0.087	-0.01	22.70	23.00	1.072	0.093	22.1
Bottom side	RMC	4182/836.4	1:1	0.098	0.048	0.07	22.70	23.00	1.072	0.051	22.1
Back side with Battery 2#	RMC	4182/836.4	1:1	0.899	0.502	0.13	22.70	23.00	1.072	0.538	22.1



Unless otherwise agreed in writing, this document is issued by the Company subject to its General Conditions of Service printed overleaf, available on request or accessible at <https://www.sgs.com/en/Terms-and-Conditions>. Attention is drawn to the limitation of liability, indemnification and jurisdiction issues defined therein. Any holder of this document is advised that information contained hereon reflects the Company's findings at the time of its intervention only and within the limits of Client's instructions, if any. The Company's sole responsibility is to its Client and this document does not exonerate parties to a transaction from exercising all their rights and obligations under the transaction documents. This document cannot be reproduced except in full, without prior written approval of the Company. Any unauthorized alteration, forgery or falsification of the content or appearance of this document is unlawful and offenders may be prosecuted to the fullest extent of the law. Unless otherwise stated the results shown in this test report refer only to the sample(s) tested and such sample(s) are retained for 30 days only.

Attention: To check the authenticity of testing /inspection report & certificate, please contact us at telephone: (86-755) 8307 1443, or email: CN.Doccheck@sgs.com

No.1 Workshop, M-10, Middle Section, Science & Technology Park, Nanshan District, Shenzhen, Guangdong, China 518057 t (86-755) 26012053 f (86-755) 26710594 www.sgs.com.cn
 中国·广东·深圳市南山区科技园中区M-10栋1号厂房 邮编: 518057 t (86-755) 26012053 f (86-755) 26710594 sgs.china@sgs.com

8.2.6 SAR Result of LTE Band 2

Test position	BW.	Test mode	Test ch./Freq.	Duty Cycle	SAR (W/kg) 1-g	SAR (W/kg) 10-g	Power drift (dB)	Conducted Power(dBm)	Tune up Limit(dBm)	Scaled factor	Scaled SAR 10-g (W/kg)	Liquid Temp.(°C)
Extremity Test data (Separate 0mm 1RB)												
Front side	20	QPSK 1_0	18900/1880	1:1	0.494	0.279	0.08	23.14	23.50	1.086	0.303	22.1
Back side	20	QPSK 1_0	18900/1880	1:1	3.980	2.160	-0.08	23.14	23.50	1.086	2.347	22.1
Left side	20	QPSK 1_0	18900/1880	1:1	0.871	0.454	0.06	23.14	23.50	1.086	0.493	22.1
Right side	20	QPSK 1_0	18900/1880	1:1	0.600	0.311	-0.03	23.14	23.50	1.086	0.338	22.1
Top side	20	QPSK 1_0	18900/1880	1:1	0.841	0.461	0.00	23.14	23.50	1.086	0.501	22.1
Bottom side	20	QPSK 1_0	18900/1880	1:1	0.110	0.065	-0.10	23.14	23.50	1.086	0.071	22.1
Back side	20	QPSK 1_0	18700/1860	1:1	4.624	2.045	-0.09	22.78	23.50	1.180	2.414	22.1
Back side	20	QPSK 1_0	19100/1900	1:1	4.240	2.320	0.01	23.07	23.50	1.104	2.561	22.1
Back side-repeated	20	QPSK 1_0	19100/1900	1:1	3.870	2.260	-0.02	23.07	23.50	1.104	2.495	22.1
Back side with Battery 2#	20	QPSK 1_0	19100/1900	1:1	4.022	2.151	0.03	23.07	23.50	1.104	2.375	22.1
Extremity Test data (Separate 0mm 50%RB)												
Front side	20	QPSK 50_0	18900/1880	1:1	0.364	0.210	0.05	22.14	22.50	1.086	0.228	22.1
Back side	20	QPSK 50_0	18900/1880	1:1	4.258	2.013	0.05	22.14	22.50	1.086	2.187	22.1
Left side	20	QPSK 50_0	18900/1880	1:1	0.741	0.393	0.05	22.14	22.50	1.086	0.427	22.1
Right side	20	QPSK 50_0	18900/1880	1:1	0.425	0.233	-0.06	22.14	22.50	1.086	0.253	22.1
Top side	20	QPSK 50_0	18900/1880	1:1	1.244	0.678	0.02	22.14	22.50	1.086	0.737	22.1
Bottom side	20	QPSK 50_0	18900/1880	1:1	0.094	0.054	-0.05	22.14	22.50	1.086	0.059	22.1
Back side	20	QPSK 50_0	18700/1860	1:1	3.672	1.781	0.01	21.97	22.50	1.130	2.012	22.1
Back side	20	QPSK 50_0	19100/1900	1:1	3.590	1.930	-0.05	21.87	22.50	1.156	2.231	22.1
Extremity Test data (Separate 0mm 100%RB)												
Back side	20	QPSK 100_0	18900/1880	1:1	4.860	2.160	-0.07	22.16	22.50	1.081	2.336	22.1

Test Position	Test ch./Freq.	Measured SAR (W/kg)	1 st Repeated	Ratio	2 nd Repeated	3 rd Repeated
Back side 0mm	19100/1900	2.320	2.260	1.027	N/A	N/A

Note: 1) When the original highest measured SAR is ≥ 0.80 W/kg, the measurement was repeated once.

2) A second repeated measurement was performed only if the ratio of largest to smallest SAR for the original and first repeated measurements was > 1.20 or when the original or repeated measurement was ≥ 1.45 W/kg ($\sim 10\%$ from the 1-g SAR limit).

3) A third repeated measurement was performed only if the original, first or second repeated measurement was ≥ 1.5 W/kg and the ratio of largest to smallest SAR for the original, first and second repeated measurements is > 1.20 .

4) Repeated measurements are not required when the original highest measured SAR is < 0.80 W/kg

5) The same procedures should be adapted for measurements according to extremity and occupational exposure limits by applying a factor of 2.5 for extremity exposure and a factor of 5 for occupational exposure to the corresponding SAR thresholds. The repeated measurement results must be clearly identified in the SAR report.

8.2.7 SAR Result of LTE Band 4

Test position	BW.	Test mode	Test ch./Freq.	Duty Cycle	SAR (W/kg) 1-g	SAR (W/kg) 10-g	Power drift (dB)	Conducted Power(dBm)	Tune up Limit(dBm)	Scaled factor	Scaled SAR 1-g (W/kg)	Liquid Temp.(°C)
Extremity Test data (Separate 0mm 1RB)												
Front side	20	QPSK 1_0	20175/1732.5	1:1	0.820	0.390	-0.01	23.67	24.50	1.211	0.472	22.1
Back side	20	QPSK 1_0	20175/1732.5	1:1	3.610	2.020	-0.08	23.67	24.50	1.211	2.445	22.1
Back side-repeated	20	QPSK 1_0	20175/1732.5	1:1	3.250	1.870	0.09	23.67	24.50	1.211	2.264	22.1
Left side	20	QPSK 1_0	20175/1732.5	1:1	0.742	0.354	-0.07	23.67	24.50	1.211	0.429	22.1
Right side	20	QPSK 1_0	20175/1732.5	1:1	0.459	0.264	0.05	23.67	24.50	1.211	0.320	22.1
Top side	20	QPSK 1_0	20175/1732.5	1:1	0.403	0.238	-0.07	23.67	24.50	1.211	0.288	22.1
Bottom side	20	QPSK 1_0	20175/1732.5	1:1	0.107	0.054	0.06	23.67	24.50	1.211	0.065	22.1
Back side	20	QPSK 1_0	20050/1720	1:1	3.330	1.750	0.07	23.57	24.50	1.239	2.168	22.1
Back side	20	QPSK 1_0	20300/1745	1:1	3.150	1.620	0.03	23.58	24.50	1.236	2.002	22.1
Back side with Battery 2#	20	QPSK 1_0	20175/1732.5	1:1	3.422	1.988	0.09	23.67	24.50	1.211	2.407	22.1
Extremity Test data (Separate 0mm 50%RB)												
Front side	20	QPSK 50_0	20175/1732.5	1:1	0.634	0.322	0.04	22.75	23.50	1.189	0.383	22.1
Back side	20	QPSK 50_0	20175/1732.5	1:1	3.233	1.635	-0.06	22.75	23.50	1.189	1.943	22.1
Left side	20	QPSK 50_0	20175/1732.5	1:1	0.543	0.261	0.06	22.75	23.50	1.189	0.310	22.1
Right side	20	QPSK 50_0	20175/1732.5	1:1	0.368	0.214	-0.05	22.75	23.50	1.189	0.254	22.1
Top side	20	QPSK 50_0	20175/1732.5	1:1	0.648	0.376	-0.04	22.75	23.50	1.189	0.447	22.1
Bottom side	20	QPSK 50_0	20175/1732.5	1:1	0.121	0.060	0.06	22.75	23.50	1.189	0.071	22.1
Extremity Test data (Separate 0mm 100%RB)												
Front side	20	QPSK 50_0	20175/1732.5	1:1	3.250	1.660	0.04	22.75	23.50	1.189	1.973	22.1

Test Position	Test ch./Freq.	Measured SAR (W/kg)	1 st Repeated	Ratio	2 nd Repeated	3 rd Repeated
Back side0mm	20175/1732.5	2.020	1.870	1.080	N/A	N/A

Note: 1) When the original highest measured SAR is ≥ 0.80 W/kg, the measurement was repeated once.

2) A second repeated measurement was performed only if the ratio of largest to smallest SAR for the original and first repeated measurements was > 1.20 or when the original or repeated measurement was ≥ 1.45 W/kg ($\sim 10\%$ from the 1-g SAR limit).

3) A third repeated measurement was performed only if the original, first or second repeated measurement was ≥ 1.5 W/kg and the ratio of largest to smallest SAR for the original, first and second repeated measurements is > 1.20 .

4) Repeated measurements are not required when the original highest measured SAR is < 0.80 W/kg

5) The same procedures should be adapted for measurements according to extremity and occupational exposure limits by applying a factor of 2.5 for extremity exposure and a factor of 5 for occupational exposure to the corresponding SAR thresholds. The repeated measurement results must be clearly identified in the SAR report.

SGS-CSTC Standards Technical Services Co., Ltd. Shenzhen Branch

SZSAR-TRF-01 Rev. A/0 May15,2023

Report No.: SZCR250500202909

Page: 67 of 76

8.2.8 SAR Result of LTE Band 5

Test position	BW.	Test mode	Test ch./Freq.	Duty Cycle	SAR (W/kg) 1-g	SAR (W/kg) 10-g	Power drift (dB)	Conducted Power(dBm)	Tune up Limit(dBm)	Scaled factor	Scaled SAR 10-g (W/kg)	Liquid Temp.(°C)
Extremity Test data (Separate 0mm 1RB)												
Front side	10	QPSK 1_0	20525/836.5	1:1	0.184	0.113	0.08	23.39	24.00	1.151	0.130	22.1
Back side	10	QPSK 1_0	20525/836.5	1:1	0.920	0.561	0.03	23.39	24.00	1.151	0.646	22.1
Left side	10	QPSK 1_0	20525/836.5	1:1	0.198	0.118	0.03	23.39	24.00	1.151	0.136	22.1
Right side	10	QPSK 1_0	20525/836.5	1:1	0.076	0.048	0.05	23.39	24.00	1.151	0.055	22.1
Top side	10	QPSK 1_0	20525/836.5	1:1	0.375	0.212	-0.06	23.39	24.00	1.151	0.244	22.1
Bottom side	10	QPSK 1_0	20525/836.5	1:1	0.048	0.024	0.02	23.39	24.00	1.151	0.028	22.1
Back side with Battery 2#	10	QPSK 1_0	20525/836.5	1:1	0.846	0.500	0.04	23.39	24.00	1.151	0.575	22.1
Extremity Test data (Separate 0mm 50%RB)												
Front side	10	QPSK 25_0	20525/836.5	1:1	0.138	0.084	-0.05	22.35	23.00	1.161	0.098	22.1
Back side	10	QPSK 25_0	20525/836.5	1:1	0.724	0.413	-0.03	22.35	23.00	1.161	0.480	22.1
Left side	10	QPSK 25_0	20525/836.5	1:1	0.156	0.094	-0.06	22.35	23.00	1.161	0.109	22.1
Right side	10	QPSK 25_0	20525/836.5	1:1	0.064	0.038	0.09	22.35	23.00	1.161	0.044	22.1
Top side	10	QPSK 25_0	20525/836.5	1:1	0.476	0.265	0.02	22.35	23.00	1.161	0.308	22.1
Bottom side	10	QPSK 25_0	20525/836.5	1:1	0.034	0.017	0.02	22.35	23.00	1.161	0.020	22.1



Unless otherwise agreed in writing, this document is issued by the Company subject to its General Conditions of Service printed overleaf, available on request or accessible at <https://www.sgs.com/en/Terms-and-Conditions>. Attention is drawn to the limitation of liability, indemnification and jurisdiction issues defined therein. Any holder of this document is advised that information contained hereon reflects the Company's findings at the time of its intervention only and within the limits of Client's instructions, if any. The Company's sole responsibility is to its Client and this document does not exonerate parties to a transaction from exercising all their rights and obligations under the transaction documents. This document cannot be reproduced except in full, without prior written approval of the Company. Any unauthorized alteration, forgery or falsification of the content or appearance of this document is unlawful and offenders may be prosecuted to the fullest extent of the law. Unless otherwise stated the results shown in this test report refer only to the sample(s) tested and such sample(s) are retained for 30 days only.

Attention: To check the authenticity of testing /inspection report & certificate, please contact us at telephone: (86-755) 83071443, or email: CN.Doccheck@sgs.com

No.1 Workshop, M-10, Middle Section, Science & Technology Park, Nanshan District, Shenzhen, Guangdong, China 518057 t (86-755) 26012053 f (86-755) 26710594 www.sgs.com.cn
 中国·广东·深圳市南山区科技园中区M-10栋1号厂房 邮编: 518057 t (86-755) 26012053 f (86-755) 26710594 sgs.china@sgs.com

8.2.9 SAR Result of LTE Band 7

Test position	BW.	Test mode	Test ch./Freq.	Duty Cycle	SAR (W/kg) 1-g	SAR (W/kg) 10-g	Power drift (dB)	Conducted Power(dBm)	Tune up Limit(dBm)	Scaled factor	Scaled SAR 10-g (W/kg)	Liquid Temp.(°C)
Extremity Test data (Separate 0mm 1RB)												
Front side	20	QPSK 1_0	21100/2535	1:1	0.271	0.195	0.01	22.13	22.50	1.089	0.212	22.1
Back side	20	QPSK 1_0	21100/2535	1:1	4.270	2.010	0.15	22.13	22.50	1.089	2.189	22.1
Back side-repeated	20	QPSK 1_0	21100/2535	1:1	3.860	1.930	-0.09	22.13	22.50	1.089	2.102	22.1
Left side	20	QPSK 1_0	21100/2535	1:1	1.002	0.542	-0.06	22.13	22.50	1.089	0.590	22.1
Right side	20	QPSK 1_0	21100/2535	1:1	0.406	0.280	-0.08	22.13	22.50	1.089	0.305	22.1
Top side	20	QPSK 1_0	21100/2535	1:1	0.386	0.263	0.07	22.13	22.50	1.089	0.286	22.1
Bottom side	20	QPSK 1_0	21100/2535	1:1	0.230	0.175	-0.01	22.13	22.50	1.089	0.191	22.1
Back side	20	QPSK 1_0	20850/2510	1:1	3.890	1.860	-0.04	22.06	22.50	1.107	2.058	22.1
Back side	20	QPSK 1_0	21350/2560	1:1	3.730	1.790	0.05	22.11	22.50	1.094	1.958	22.1
Back side with Battery 2#	20	QPSK 1_0	21100/2535	1:1	4.130	1.895	0.11	22.13	22.50	1.089	2.064	22.1
Extremity Test data (Separate 0mm 50%RB)												
Front side	20	QPSK 50_0	21100/2535	1:1	0.154	0.077	-0.05	20.98	21.50	1.127	0.087	22.1
Back side	20	QPSK 50_0	21100/2535	1:1	4.128	1.729	0.08	20.98	21.50	1.127	1.949	22.1
Left side	20	QPSK 50_0	21100/2535	1:1	0.899	0.430	-0.02	20.98	21.50	1.127	0.485	22.1
Right side	20	QPSK 50_0	21100/2535	1:1	0.301	0.170	-0.01	20.98	21.50	1.127	0.192	22.1
Top side	20	QPSK 50_0	21100/2535	1:1	0.466	0.235	-0.07	20.98	21.50	1.127	0.265	22.1
Bottom side	20	QPSK 50_0	21100/2535	1:1	0.123	0.063	-0.04	20.98	21.50	1.127	0.071	22.1
Extremity Test data (Separate 0mm 100%RB)												
Back side	20	QPSK 50_0	21100/2535	1:1	3.760	1.650	-0.05	20.94	21.50	1.138	1.877	22.1

Test Position	Test ch./Freq.	Measured SAR (W/kg)	1 st Repeated	Ratio	2 nd Repeated	3 rd Repeated
Back side 0mm	21100/2535	2.010	1.930	1.041	N/A	N/A

Note: 1) When the original highest measured SAR is ≥ 0.80 W/kg, the measurement was repeated once.
 2) A second repeated measurement was performed only if the ratio of largest to smallest SAR for the original and first repeated measurements was > 1.20 or when the original or repeated measurement was ≥ 1.45 W/kg ($\sim 10\%$ from the 1-g SAR limit).
 3) A third repeated measurement was performed only if the original, first or second repeated measurement was ≥ 1.5 W/kg and the ratio of largest to smallest SAR for the original, first and second repeated measurements is > 1.20 .
 4) Repeated measurements are not required when the original highest measured SAR is < 0.80 W/kg
 5) The same procedures should be adapted for measurements according to extremity and occupational exposure limits by applying a factor of 2.5 for extremity exposure and a factor of 5 for occupational exposure to the corresponding SAR thresholds. The repeated measurement results must be clearly identified in the SAR report.

SGS-CSTC Standards Technical Services Co., Ltd. Shenzhen Branch

SZSAR-TRF-01 Rev. A/0 May15,2023

Report No.: SZCR250500202909

Page: 69 of 76

8.2.10 SAR Result of LTE Band 38

Test position	BW.	Test mode	Test ch./Freq.	Duty Cycle	SAR (W/kg) 1-g	SAR (W/kg) 10-g	Power drift (dB)	Conducted Power(dBm)	Tune up Limit(dBm)	Scaled factor	Scaled SAR 10-g (W/kg)	Liquid Temp.(°C)
Extremity Test data (Separate 0mm 1RB)												
Front side	20	QPSK 1_0	38000/2595	1:1.58	0.096	0.050	0.08	22.02	23.00	1.253	0.063	22.1
Back side	20	QPSK 1_0	38000/2595	1:1.58	2.310	1.080	-0.03	22.02	23.00	1.253	1.353	22.1
Left side	20	QPSK 1_0	38000/2595	1:1.58	0.435	0.215	-0.02	22.02	23.00	1.253	0.269	22.1
Right side	20	QPSK 1_0	38000/2595	1:1.58	0.125	0.072	-0.02	22.02	23.00	1.253	0.090	22.1
Top side	20	QPSK 1_0	38000/2595	1:1.58	0.160	0.089	-0.03	22.02	23.00	1.253	0.112	22.1
Bottom side	20	QPSK 1_0	38000/2595	1:1.58	0.056	0.024	-0.05	22.02	23.00	1.253	0.030	22.1
Back side with Battery 2#	20	QPSK 1_0	38000/2595	1:1.58	2.150	1.010	-0.10	22.02	23.00	1.253	1.266	22.1
Extremity Test data (Separate 0mm 50%RB)												
Front side	20	QPSK 50_0	38000/2595	1:1.58	0.070	0.038	0.04	21.20	22.00	1.202	0.046	22.1
Back side	20	QPSK 50_0	38000/2595	1:1.58	1.920	0.768	-0.10	21.20	22.00	1.202	0.923	22.1
Left side	20	QPSK 50_0	38000/2595	1:1.58	0.377	0.175	0.05	21.20	22.00	1.202	0.210	22.1
Right side	20	QPSK 50_0	38000/2595	1:1.58	0.128	0.072	-0.09	21.20	22.00	1.202	0.087	22.1
Top side	20	QPSK 50_0	38000/2595	1:1.58	0.218	0.109	-0.10	21.20	22.00	1.202	0.131	22.1
Bottom side	20	QPSK 50_0	38000/2595	1:1.58	0.045	0.024	0.02	21.20	22.00	1.202	0.029	22.1



Unless otherwise agreed in writing, this document is issued by the Company subject to its General Conditions of Service printed overleaf, available on request or accessible at <https://www.sgs.com/en/Terms-and-Conditions>. Attention is drawn to the limitation of liability, indemnification and jurisdiction issues defined therein. Any holder of this document is advised that information contained hereon reflects the Company's findings at the time of its intervention only and within the limits of Client's instructions, if any. The Company's sole responsibility is to its Client and this document does not exonerate parties to a transaction from exercising all their rights and obligations under the transaction documents. This document cannot be reproduced except in full, without prior written approval of the Company. Any unauthorized alteration, forgery or falsification of the content or appearance of this document is unlawful and offenders may be prosecuted to the fullest extent of the law. Unless otherwise stated the results shown in this test report refer only to the sample(s) tested and such sample(s) are retained for 30 days only.

Attention: To check the authenticity of testing /inspection report & certificate, please contact us at telephone: (86-755) 8307 1443, or email: CN.Doccheck@sgs.com

No.1 Workshop, M-10, Middle Section, Science & Technology Park, Nanshan District, Shenzhen, Guangdong, China 518057 t (86-755) 26012053 f (86-755) 26710594 www.sgs.com.cn
 中国·广东·深圳市南山区科技园中区M-10栋1号厂房 邮编: 518057 t (86-755) 26012053 f (86-755) 26710594 sgs.china@sgs.com

SGS-CSTC Standards Technical Services Co., Ltd. Shenzhen Branch

SZSAR-TRF-01 Rev. A/0 May15,2023

Report No.: SZCR250500202909

Page: 70 of 76

8.2.11 SAR Result of WIFI 2.4G

Test position	Test mode	Test ch./Freq.	Duty Cycle	Duty Cycle Scaled factor	SAR (W/kg) 1-g	SAR (W/kg) 10-g	Power drift (dB)	Conducted Power(dBm)	Tune up Limit(dBm)	Scaled factor	Scaled SAR 10-g (W/kg)	Liquid Temp.(°C)
Extremity Test data (Separate 0mm)												
Front side	802.11b	1/2412	98.94%	1.011	0.149	0.073	-0.02	13.67	14.00	1.079	0.080	22.3
Back side	802.11b	1/2412	98.94%	1.011	0.049	0.023	0.15	13.67	14.00	1.079	0.025	22.3
Left side	802.11b	1/2412	98.94%	1.011	0.054	0.027	0.11	13.67	14.00	1.079	0.029	22.3
Right side	802.11b	1/2412	98.94%	1.011	2.330	0.950	0.03	13.67	14.00	1.079	1.036	22.3
Top side	802.11b	1/2412	98.94%	1.011	0.044	0.022	-0.07	13.67	14.00	1.079	0.024	22.3
Bottom side	802.11b	1/2412	98.94%	1.011	0.012	0.006	0.06	13.67	14.00	1.079	0.007	22.3
Right side with Battery 2#	802.11b	1/2412	98.94%	1.011	2.151	0.910	0.13	13.67	14.00	1.079	0.992	22.3



Unless otherwise agreed in writing, this document is issued by the Company subject to its General Conditions of Service printed overleaf, available on request or accessible at <https://www.sgs.com/en/Terms-and-Conditions>. Attention is drawn to the limitation of liability, indemnification and jurisdiction issues defined therein. Any holder of this document is advised that information contained hereon reflects the Company's findings at the time of its intervention only and within the limits of Client's instructions, if any. The Company's sole responsibility is to its Client and this document does not exonerate parties to a transaction from exercising all their rights and obligations under the transaction documents. This document cannot be reproduced except in full, without prior written approval of the Company. Any unauthorized alteration, forgery or falsification of the content or appearance of this document is unlawful and offenders may be prosecuted to the fullest extent of the law. Unless otherwise stated the results shown in this test report refer only to the sample(s) tested and such sample(s) are retained for 30 days only.

Attention: To check the authenticity of testing /inspection report & certificate, please contact us at telephone: (86-755) 8307 1443, or email: CN.Doccheck@sgs.com

No.1 Workshop, M-10, Middle Section, Science & Technology Park, Nanshan District, Shenzhen, Guangdong, China 518057 t (86-755) 26012053 f (86-755) 26710594 www.sgs.com.cn
 中国·广东·深圳市南山区科技园中区M-10栋1号厂房 邮编: 518057 t (86-755) 26012053 f (86-755) 26710594 sgs.china@sgs.com

SGS-CSTC Standards Technical Services Co., Ltd. Shenzhen Branch

SZSAR-TRF-01 Rev. A/0 May15,2023

Report No.: SZCR250500202909

Page: 71 of 76

8.2.12 SAR Result of BT

Test position	Test mode	Test ch./Freq.	Duty Cycle	Duty Cycle Scaled factor	SAR (W/kg) 1-g	SAR (W/kg) 10-g	Power drift (dB)	Conducted Power(dBm)	Tune up Limit(dBm)	Scaled factor	Scaled SAR 1-g (W/kg)	Liquid Temp.(°C)
Extremity Test data (Separate 0mm)												
Front side	DH5	0/2402	46.97%	2.129	0.023	0.010	0.11	5.96	6.50	1.132	0.055	22.3
Back side	DH5	0/2402	46.97%	2.129	0.020	0.006	0.02	5.96	6.50	1.132	0.048	22.3
Left side	DH5	0/2402	46.97%	2.129	0.013	0.004	0.13	5.96	6.50	1.132	0.031	22.3
Right side	DH5	0/2402	46.97%	2.129	0.212	0.083	-0.05	5.96	6.50	1.132	0.511	22.3
Top side	DH5	0/2402	46.97%	2.129	0.009	0.002	0.05	5.96	6.50	1.132	0.022	22.3
Bottom side	DH5	0/2402	46.97%	2.129	0.005	0.001	-0.02	5.96	6.50	1.132	0.012	22.3
Right side with Battery 2#	DH5	0/2402	46.97%	2.129	0.200	0.079	-0.03	5.96	6.50	1.132	0.482	22.3



Unless otherwise agreed in writing, this document is issued by the Company subject to its General Conditions of Service printed overleaf, available on request or accessible at <https://www.sgs.com/en/Terms-and-Conditions>. Attention is drawn to the limitation of liability, indemnification and jurisdiction issues defined therein. Any holder of this document is advised that information contained hereon reflects the Company's findings at the time of its intervention only and within the limits of Client's instructions, if any. The Company's sole responsibility is to its Client and this document does not exonerate parties to a transaction from exercising all their rights and obligations under the transaction documents. This document cannot be reproduced except in full, without prior written approval of the Company. Any unauthorized alteration, forgery or falsification of the content or appearance of this document is unlawful and offenders may be prosecuted to the fullest extent of the law. Unless otherwise stated the results shown in this test report refer only to the sample(s) tested and such sample(s) are retained for 30 days only.

Attention: To check the authenticity of testing /inspection report & certificate, please contact us at telephone: (86-755) 8307 1443, or email: CN.Doccheck@sgs.com

No.1 Workshop, M-10, Middle Section, Science & Technology Park, Nanshan District, Shenzhen, Guangdong, China 518057 t (86-755) 26012053 f (86-755) 26710594 www.sgs.com.cn
 中国·广东·深圳市南山区科技园中区M-10栋1号厂房 邮编: 518057 t (86-755) 26012053 f (86-755) 26710594 sgs.china@sgs.com

8.3 Multiple Transmitter Evaluation

8.3.1 Simultaneous SAR test evaluation

No.	Simultaneous Tx Combination	Extremity
1	WWAN + WLAN 2.4GHz	Yes
2	WWAN + BT	Yes

Note:

- 1) The device does not support DTM function.

8.3.2 Simultaneous Transmission SAR Summation Scenario

Test position		SARmax (W/kg)			Summed SAR	
		MAX SAR	WiFi 2.4G MIMO	BT		
		1	2	3	1+2	1+3
GSM 850	Front side	0.177	0.080	0.055	0.257	0.232
	Back side	0.902	0.025	0.048	0.927	0.950
	Left side	0.193	0.029	0.031	0.222	0.224
	Right side	0.083	1.036	0.511	1.119	0.594
	Top side	0.184	0.024	0.022	0.208	0.206
	Bottom side	0.047	0.007	0.012	0.054	0.059
GSM 1900	Front side	0.195	0.080	0.055	0.275	0.250
	Back side	1.834	0.025	0.048	1.859	1.882
	Left side	0.355	0.029	0.031	0.384	0.386
	Right side	0.223	1.036	0.511	1.259	0.734
	Top side	0.763	0.024	0.022	0.787	0.785
	Bottom side	0.147	0.007	0.012	0.154	0.159
WCDMA Band II	Front side	0.212	0.080	0.055	0.292	0.267
	Back side	2.536	0.025	0.048	2.561	2.584
	Left side	0.408	0.029	0.031	0.437	0.439
	Right side	0.249	1.036	0.511	1.285	0.760
	Top side	0.315	0.024	0.022	0.339	0.337
	Bottom side	0.055	0.007	0.012	0.062	0.067
WCDMA Band IV	Front side	0.528	0.080	0.055	0.608	0.583
	Back side	2.464	0.025	0.048	2.489	2.512
	Left side	0.453	0.029	0.031	0.482	0.484
	Right side	0.331	1.036	0.511	1.367	0.842
	Top side	0.779	0.024	0.022	0.803	0.801
	Bottom side	0.045	0.007	0.012	0.052	0.057
WCDMA Band V	Front side	0.103	0.080	0.055	0.183	0.158
	Back side	0.584	0.025	0.048	0.609	0.632
	Left side	0.110	0.029	0.031	0.139	0.141
	Right side	0.045	1.036	0.511	1.081	0.556
	Top side	0.093	0.024	0.022	0.117	0.115
	Bottom side	0.051	0.007	0.012	0.058	0.063
LTE Band 2	Front side	0.303	0.080	0.055	0.383	0.358
	Back side	2.561	0.025	0.048	2.586	2.609
	Left side	0.493	0.029	0.031	0.522	0.524
	Right side	0.338	1.036	0.511	1.374	0.849
	Top side	0.737	0.024	0.022	0.761	0.759
	Bottom side	0.071	0.007	0.012	0.078	0.083
LTE Band 4	Front side	1.973	0.080	0.055	2.053	2.028
	Back side	2.445	0.025	0.048	2.470	2.493
	Left side	0.429	0.029	0.031	0.458	0.460
	Right side	0.320	1.036	0.511	1.356	0.831
	Top side	0.447	0.024	0.022	0.471	0.469
	Bottom side	0.071	0.007	0.012	0.078	0.083
LTE Band 5	Front side	0.130	0.080	0.055	0.210	0.185
	Back side	0.646	0.025	0.048	0.671	0.694



Unless otherwise agreed in writing, this document is issued by the Company subject to its General Conditions of Service printed overleaf, available on request or accessible at <https://www.sgs.com/en/Terms-and-Conditions>. Attention is drawn to the limitation of liability, indemnification and jurisdiction issues defined therein. Any holder of this document is advised that information contained hereon reflects the Company's findings at the time of its intervention only and within the limits of Client's instructions, if any. The Company's sole responsibility is to its Client and this document does not exonerate parties to a transaction from exercising all their rights and obligations under the transaction documents. This document cannot be reproduced except in full, without prior written approval of the Company. Any unauthorized alteration, forgery or falsification of the content or appearance of this document is unlawful and offenders may be prosecuted to the fullest extent of the law. Unless otherwise stated the results shown in this test report refer only to the sample(s) tested and such sample(s) are retained for 30 days only.

Attention: To check the authenticity of testing / inspection report & certificate, please contact us at telephone: (86-755) 8307 1443, or email: CN.Doccheck@sgs.com

No.1 Workshop, M-10, Middle Section, Science & Technology Park, Nanshan District, Shenzhen, Guangdong, China 518057 t (86-755) 26012053 f (86-755) 26710594 www.sgs.com.cn
 中国·广东·深圳市南山区科技园中区M-10栋1号厂房 邮编: 518057 t (86-755) 26012053 f (86-755) 26710594 sgs.china@sgs.com

SGS-CSTC Standards Technical Services Co., Ltd. Shenzhen Branch

SZSAR-TRF-01 Rev. A/0 May15,2023

Report No.: SZCR250500202909

Page: 74 of 76

	Left side	0.136	0.029	0.031	0.165	0.167
	Right side	0.055	1.036	0.511	1.091	0.566
	Top side	0.308	0.024	0.022	0.332	0.330
	Bottom side	0.028	0.007	0.012	0.035	0.040
LTE Band 7	Front side	0.212	0.080	0.055	0.292	0.267
	Back side	2.189	0.025	0.048	2.214	2.237
	Left side	0.590	0.029	0.031	0.619	0.621
	Right side	0.305	1.036	0.511	1.341	0.816
	Top side	0.286	0.024	0.022	0.310	0.308
	Bottom side	0.191	0.007	0.012	0.198	0.203
LTE Band 38	Front side	0.063	0.080	0.055	0.143	0.118
	Back side	1.353	0.025	0.048	1.378	1.401
	Left side	0.269	0.029	0.031	0.298	0.300
	Right side	0.090	1.036	0.511	1.126	0.601
	Top side	0.131	0.024	0.022	0.155	0.153
	Bottom side	0.030	0.007	0.012	0.037	0.042



Unless otherwise agreed in writing, this document is issued by the Company subject to its General Conditions of Service printed overleaf, available on request or accessible at <https://www.sgs.com/en/Terms-and-Conditions>. Attention is drawn to the limitation of liability, indemnification and jurisdiction issues defined therein. Any holder of this document is advised that information contained hereon reflects the Company's findings at the time of its intervention only and within the limits of Client's instructions, if any. The Company's sole responsibility is to its Client and this document does not exonerate parties to a transaction from exercising all their rights and obligations under the transaction documents. This document cannot be reproduced except in full, without prior written approval of the Company. Any unauthorized alteration, forgery or falsification of the content or appearance of this document is unlawful and offenders may be prosecuted to the fullest extent of the law. Unless otherwise stated the results shown in this test report refer only to the sample(s) tested and such sample(s) are retained for 30 days only.

Attention: To check the authenticity of testing /inspection report & certificate, please contact us at telephone: (86-755) 8307 1443, or email: CN.Doccheck@sgs.com

SGS-CSTC Standards Technical Services Co., Ltd.
Shenzhen Branch (SZSAR-TRF-01) Rev. A/0 May15,2023

No.1 Workshop, M-10, Middle Section, Science & Technology Park, Nanshan District, Shenzhen, Guangdong, China 518057 t (86-755) 26012053 f (86-755) 26710594 www.sgs.com.cn
中国·广东·深圳市南山区科技园中区M-10栋1号厂房 邮编: 518057 t (86-755) 26012053 f (86-755) 26710594 sgs.china@sgs.com

9 Equipment list

Test Platform		SPEAG DASY Professional				
Description		SAR Test System				
Software Reference		DASY52 52.10.4(1527); SEMCAD X 14.6.14(7483)				
Hardware Reference						
Equipment		Manufacturer	Model	Inventory No.	Calibration Date	Due date of calibration
<input checked="" type="checkbox"/>	Test Phantom	SPEAG	SAM Twin	SZ-WSR-A-020	NCR	NCR
<input checked="" type="checkbox"/>	DAE	SPEAG	DAE4	SZ-WSR-M-081	2024/08/15	2025/08/14
<input checked="" type="checkbox"/>	E-Field Probe	SPEAG	EX3DV4	SZ-WSR-M-082	2024/09/19	2025/09/18
<input checked="" type="checkbox"/>	Validation Kits	SPEAG	D835V2	SZ-WSR-M-033	2022/11/02	2025/11/01
<input checked="" type="checkbox"/>	Validation Kits	SPEAG	D1750V2	SZ-WSR-M-035	2022/06/17	2025/06/16
<input checked="" type="checkbox"/>	Validation Kits	SPEAG	D1950V3	SZ-WSR-M-037	2022/10/31	2025/10/30
<input checked="" type="checkbox"/>	Validation Kits	SPEAG	D2450V2	SZ-WSR-M-039	2022/11/02	2025/11/01
<input checked="" type="checkbox"/>	Validation Kits	SPEAG	D2600V2	SZ-WSR-M-040	2022/06/14	2025/06/13
<input checked="" type="checkbox"/>	Dielectric parameter probes	SPEAG	DAKS-3.5	SZ-WSR-M-053	2024/06/26	2025/06/25
<input checked="" type="checkbox"/>	Vector Network Analyzer and Vector Reflectometer	SPEAG	DAKS_VNA R140	SZ-WSR-M-054	2024/06/26	2025/06/25
<input checked="" type="checkbox"/>	RF Bi-Directional Coupler	Agilent	86205-60001	SZ-WSR-A-004	NCR	NCR
<input checked="" type="checkbox"/>	Signal Generator	Agilent	N5171B	SZ-WSR-M-006	2025/01/07	2026/01/06
<input checked="" type="checkbox"/>	Preamplifier	Mini-Circuits	ZHL-42W	SZ-WSR-A-001	NCR	NCR
<input checked="" type="checkbox"/>	Preamplifier	Compliance Directions Systems Inc.	AMP28-3W	SZ-WSR-A-002	NCR	NCR
<input checked="" type="checkbox"/>	Power Meter	Agilent	E4416A	SZ-WSR-M-007	2025/01/07	2026/01/06
<input checked="" type="checkbox"/>	Power Sensor	Agilent	8481H	SZ-WSR-M-008	2025/01/07	2026/01/06
<input checked="" type="checkbox"/>	Power Sensor	R&S	NRP-Z92	SZ-WSR-M-009	2025/01/08	2026/01/07
<input checked="" type="checkbox"/>	Attenuator	SHX	TS2-3dB	SZ-WSR-A-012	NCR	NCR
<input checked="" type="checkbox"/>	Speed reading thermometer	Zhengzhou Boyang Instrument	TP3001	SZ-WSR-M-014	2025/05/19	2026/05/18
<input checked="" type="checkbox"/>	Temperature	MingGao	T809	SZ-WSR-M-015	2025/05/19	2026/05/18
<input checked="" type="checkbox"/>	Temperature	MingGao	T809	SZ-WSR-M-016	2025/05/19	2026/05/18
<input checked="" type="checkbox"/>	Humidity and Temperature Indicator	CHIGAO	HTC-1	SZ-WSR-M-013	2025/05/16	2026/05/15
<input checked="" type="checkbox"/>	Humidity and Temperature Indicator	CHIGAO	HTC-1	SZ-WSR-M-011	2025/05/19	2026/05/18

Note: All the equipment are within the valid period when the tests are performed.



Unless otherwise agreed in writing, this document is issued by the Company subject to its General Conditions of Service printed overleaf, available on request or accessible at <https://www.sgs.com/en/Terms-and-Conditions>. Attention is drawn to the limitation of liability, indemnification and jurisdiction issues defined therein. Any holder of this document is advised that information contained hereon reflects the Company's findings at the time of its intervention only and within the limits of Client's instructions, if any. The Company's sole responsibility is to its Client and this document does not exonerate parties to a transaction from exercising all their rights and obligations under the transaction documents. This document cannot be reproduced except in full, without prior written approval of the Company. Any unauthorized alteration, forgery or falsification of the content or appearance of this document is unlawful and offenders may be prosecuted to the fullest extent of the law. Unless otherwise stated the results shown in this test report refer only to the sample(s) tested and such sample(s) are retained for 30 days only.

Attention: To check the authenticity of testing / inspection report & certificate, please contact us at telephone: (86-755) 8307 1443, or email: CN.Doccheck@sgs.com

No.1 Workshop, M-10, Middle Section, Science & Technology Park, Nanshan District, Shenzhen, Guangdong, China 518057 t (86-755) 26012053 f (86-755) 26710594 www.sgs.com.cn
 中国·广东·深圳市南山区科技园中区M-10栋1号厂房 邮编: 518057 t (86-755) 26012053 f (86-755) 26710594 sgs.china@sgs.com

10 Calibration certificate

Please see the Appendix C

11 Photographs

Please see the Appendix D

Appendix A: Detailed System Check Results

Appendix B: Detailed Test Results

Appendix C: Calibration certificate

Appendix D: Photographs

-- End of report --



Unless otherwise agreed in writing, this document is issued by the Company subject to its General Conditions of Service printed overleaf, available on request or accessible at <https://www.sgs.com/en/Terms-and-Conditions>. Attention is drawn to the limitation of liability, indemnification and jurisdiction issues defined therein. Any holder of this document is advised that information contained hereon reflects the Company's findings at the time of its intervention only and within the limits of Client's instructions, if any. The Company's sole responsibility is to its Client and this document does not exonerate parties to a transaction from exercising all their rights and obligations under the transaction documents. This document cannot be reproduced except in full, without prior written approval of the Company. Any unauthorized alteration, forgery or falsification of the content or appearance of this document is unlawful and offenders may be prosecuted to the fullest extent of the law. Unless otherwise stated the results shown in this test report refer only to the sample(s) tested and such sample(s) are retained for 30 days only.

Attention: To check the authenticity of testing /inspection report & certificate, please contact us at telephone: (86-755) 8307 1443, or email: CN.Doccheck@sgs.com

SGS-CSTC Standards Technical Services Co., Ltd.
Shenzhen Branch (SZSAR-TRF-01) Laboratory

No.1 Workshop, M-10, Middle Section, Science & Technology Park, Nanshan District, Shenzhen, Guangdong, China 518057 t (86-755) 26012053 f (86-755) 26710594 www.sgs.com.cn
中国·广东·深圳市南山区科技园中区M-10栋1号厂房 邮编: 518057 t (86-755) 26012053 f (86-755) 26710594 sgs.china@sgs.com