


Appendix D


Photographs

1. SAR measurement System
2. Photographs of Tissue Simulate Liquid
3. Photographs of EUT test position
4. EUT Antenna Locations
5. EUT Constructional Details


1. SAR measurement System



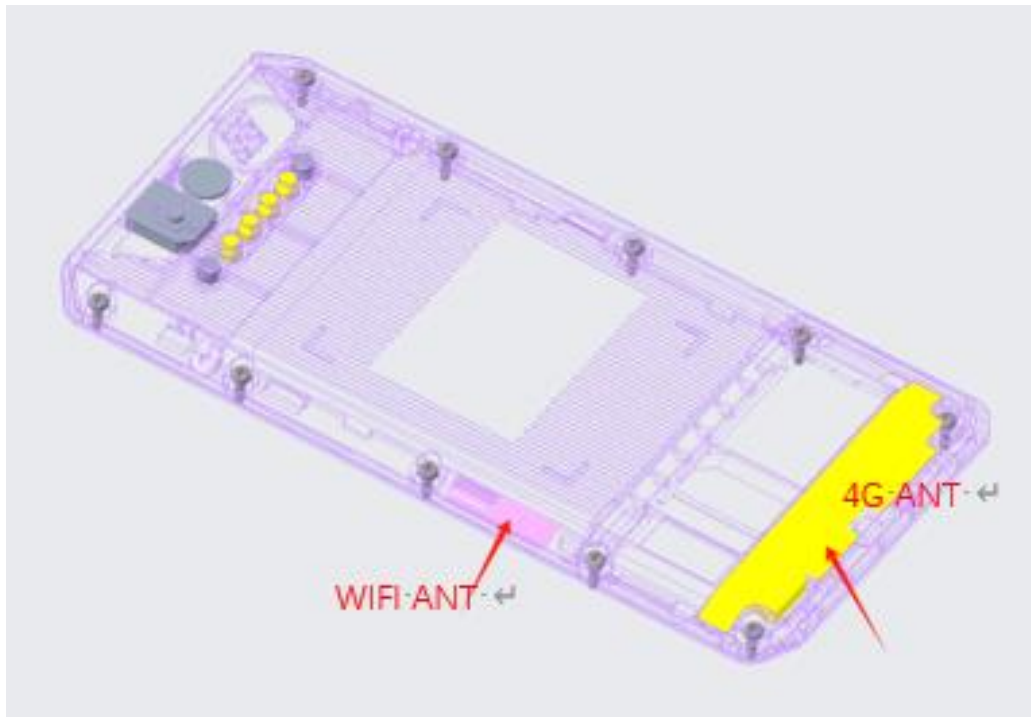
2. Photographs of Tissue Simulate Liquid

Photo 1: Tissue Simulant Liquid for HBBL600-10000MHz	NA
	NA

3. Photographs of EUT test position



4. EUT Antenna Locations



5. EUT Constructional Details

Details please Refer to Appendix – Photographs for SZCR2504001581AT.

- End of the Appendix –

