

APPENDIX C - SETUP PHOTOS

Figure: 1






Setup Photo - BODY Configuration				Separation Distance to Phantom (mm)	
Accessories Shown					
Antenna	Battery	Body	Audio	Antenna	DUT
4000-01	14034-4045-01	Belt-Clip	Spkr-Mic	22	0
DUT					
XL-185P C1D1					
Phantom					
ELI					
Normal View					
Close-Up View					

Figure: 2

Setup Photo - BODY Configuration				Separation Distance to Phantom (mm)	
Accessories Shown				Antenna	DUT
Antenna	Battery	Body	Audio	Antenna	DUT
4420-01	14034-4045-01	Belt-Clip	Spkr-Mic	30	0
DUT					
XL-185P C1D1					
Phantom					
ELI					
Normal View					
					
Close-Up View					



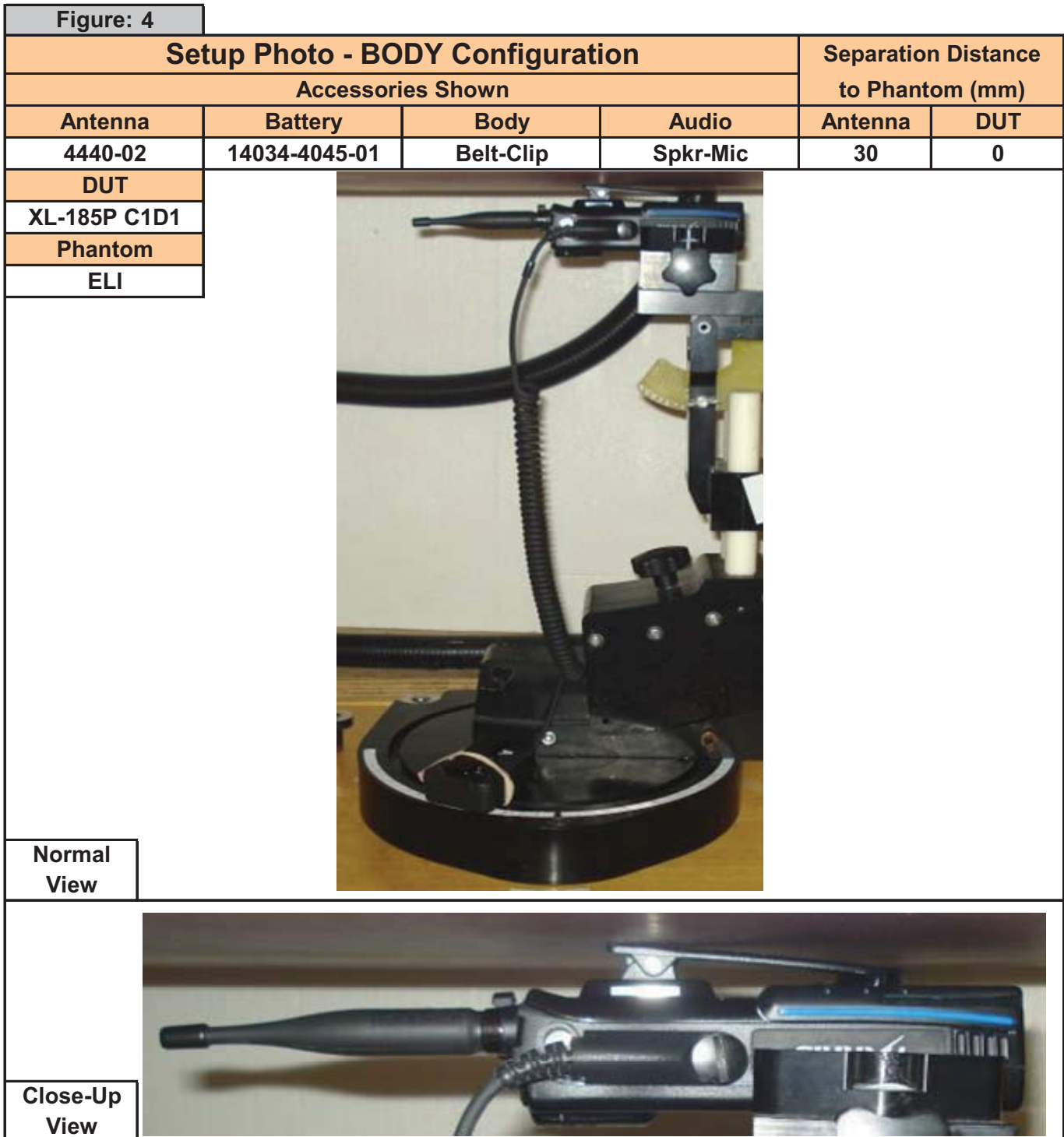


Figure: 5




Setup Photo - FACE Configuration				Separation Distance to Phantom (mm)	
Accessories Shown				Antenna	DUT
Antenna	Battery	Body	Audio	Antenna	DUT
4000-01	14034-4045-01	n/a	n/a	52	25
DUT					
XL-185P C1D1					
Phantom					
ELI					
					
Normal View					
					
Close-Up View					

Figure: 6

Setup Photo - FACE Configuration				Separation Distance to Phantom (mm)	
Accessories Shown					
Antenna	Battery	Body	Audio	Antenna	DUT
4420-01	14034-4045-01	n/a	n/a	55	25
DUT					
XL-185P C1D1					
Phantom					
ELI					
Normal View					
Close-Up View	