


APPENDIX C - SETUP PHOTOS

Figure 1: Photo – Setup, Body – P2, T9, B1, A1 (0mm)

DUT
XL-185P
Phantom
ELI





Normal  
View



Close-Up  
View

Figure 2: Photo – Setup, Face – P2, T9 (25mm)

DUT	
XL-185P	
Phantom	
ELI	
Normal View	
	
Close-Up View	