

Figure 9: High frequency split Tx Synthesizer Front View Cover On



Figure 10: High frequency split Tx Synthesizer Front View Cover Off




Figure 11: High frequency split Tx Synthesizer Back View Cover On




Figure 12: High frequency split Tx Synthesizer Back View Cover Off




Figure 17: High frequency split Rx Synthesizer Front View Cover On



Figure 18: High frequency split Rx Synthesizer Front View Cover Off




Figure 19: High frequency split Rx Synthesizer Back View Cover On







Figure 20: High frequency split Rx Synthesizer Back View Cover Off






Data Module




Data Module PCB (component side)




Data Module PCB (secondary side)


PA Pictures



Picture 1



Picture 2



Picture 3