



PD230 / TD236 Enhanced Family of Dual Channel Inductive Loop Vehicle Detectors - External Photos





PD231, PD232 & PD234 Front View




PD23x Side & Rear View



TD234 & TD236 Front View



TD23x Side & Rear View



Side view showing embossed Logo



All Models – Rear View showing connector (white dot indicates operating voltage)