

N2 pictures




Figure 1. N2 PCC component side




Figure 2. N2 PCC solder side




Figure 3. N2 PCC mechanics inside




Figure 4. N2 PCC mechanics outside




Figure 5. N2 POD component side




Figure 6. N2 POD solder side




Figure 7. N2 POD B cover inside



Figure 8 N2 POD A cover inside




Figure 9. Ready N2 product from up



Figure 10. Ready N2 product from down