



ANNEX 1 - TEST SETUP PHOTOS

Radiated Emissions @ 3 m (Orthogonal Position 1)
EUT tested with Integrated PCB Antenna (Max. Antenna Gain = -0.5 dBi)




ANNEX 1 - TEST SETUP PHOTOS

Radiated Emissions @ 3 m (Orthogonal Position 1)
EUT tested with Integrated PCB Antenna (Max. Antenna Gain = -0.5 dBi)



ANNEX 1 - TEST SETUP PHOTOS

Radiated Emissions @ 3 m (Orthogonal Position 2)
EUT tested with Integrated PCB Antenna (Max. Antenna Gain = -0.5 dBi)




ANNEX 1 - TEST SETUP PHOTOS

Radiated Emissions @ 3 m (Orthogonal Position 2)
EUT tested with Integrated PCB Antenna (Max. Antenna Gain = -0.5 dBi)



ANNEX 1 - TEST SETUP PHOTOS

**Radiated Emissions @ 3 m (Orthogonal Position 3)
EUT tested with Integrated PCB Antenna (Max. Antenna Gain = -0.5 dBi)**



ANNEX 1 - TEST SETUP PHOTOS

Radiated Emissions @ 3 m (Orthogonal Position 3)
EUT tested with Integrated PCB Antenna (Max. Antenna Gain = -0.5 dBi)

