

7. Photographs (External)



Figure 7.1 K84S0 appearance (top view)



Figure 7.2 K84S0 appearance (bottom view)



Figure 7.3 K84S0 appearance (side view1)




Figure 7.4 K84S0 appearance (side view2)



Figure 7.5 K84S0 appearance (side view3)



Figure 7.6 K84S0 appearance (side view4)

△ LF antenna (Type B, YB)




Figure 5.1 LF ANTENNA (TYPE B, YB) appearance (Representative photo)

△ LF antenna (Type 1, Y1,G, G-2,YG,YG-2, E,E-2)





Figure 5.2 LF ANTENNA (TYPE 1, Y1,G,G-2,YG-2) appearance (Representative photo)

 LF antenna (Type 3, Y3)




Figure 5.3 LF ANTENNA(TYPE 3, Y3) appearance (Representative photo)

 LF antenna (Type 2-2, Y2-2)




Figure 5.4 LF ANTENNA(TYPE 2-2, Y2-2) appearance (Representative photo)

△ LF antenna (Type H, YH)




Figure 5.5 LF ANTENNA(TYPE H, YH) appearance (Representative photo)

△ LF antenna (Type 2, Y2,2-3,Y2-3)



Figure 5.6 LF ANTENNA(TYPE 2, Y2,2-3,Y2-3) appearance (Representative photo)