
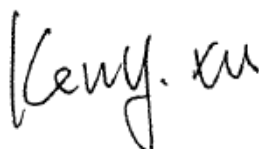


# FCC SAR TEST REPORT

**Application No.:** SZCR2506002363AT  
**Applicant:** Guangdong Transtek Medical Electronics Co., Ltd.  
**Address of Applicant:** Zone A, No.105, Dongli Road, Torch Development District, 528437 Zhongshan, Guangdong, China  
**Manufacturer:** Guangdong Transtek Medical Electronics Co., Ltd.  
**Address of Manufacturer:** Zone A, No.105, Dongli Road, Torch Development District, 528437 Zhongshan, Guangdong, China  
**EUT Description:** Weight Scale  
**Model No.:** WM2000  
**Trade Mark:**   
**FCC ID:** OU9SFX48AA01  
**Standards:** FCC 47CFR §2.1093  
**Date of Receipt:** 2025-06-21  
**Date of Test:** 2025-06-23 to 2025-06-24  
**Date of Issue:** 2025-07-02

<b>Test Result :</b>	<b>PASS *</b>
----------------------	---------------

\* In the configuration tested, the EUT detailed in this report complied with the standards specified above.



Keny Xu  
EMC Laboratory Manager



Unless otherwise agreed in writing, this document is issued by the Company subject to its General Conditions of Service printed overleaf, available on request or accessible at <https://www.sgs.com/en/Terms-and-Conditions>. Attention is drawn to the limitation of liability, indemnification and jurisdiction issues defined therein. Any holder of this document is advised that information contained hereon reflects the Company's findings at the time of its intervention only and within the limits of Client's instructions, if any. The Company's sole responsibility is to its Client and this document does not exonerate parties to a transaction from exercising all their rights and obligations under the transaction documents. This document cannot be reproduced except in full, without prior written approval of the Company. Any unauthorized alteration, forgery or falsification of the content or appearance of this document is unlawful and offenders may be prosecuted to the fullest extent of the law. Unless otherwise stated the results shown in this test report refer only to the sample(s) tested and such sample(s) are retained for 30 days only.

Attention: To check the authenticity of testing /inspection report & certificate, please contact us at telephone: (86-755) 8307 1443, or email: [CN.Doccheck@sgs.com](mailto:CN.Doccheck@sgs.com)

No.1 Workshop, M-10, Middle Section, Science & Technology Park, Nanshan District, Shenzhen, Guangdong, China 518057 t (86-755) 26012053 f (86-755) 26710594 www.sgsgroup.com.cn  
 中国·广东·深圳市南山区科技园中区M-10栋1号厂房 邮编: 518057 t (86-755) 26012053 f (86-755) 26710594 sgs.china@sgs.com

## SGS-CSTC Standards Technical Services Co., Ltd. Shenzhen Branch

SZSAR-TRF-01 Rev. A/0 May15,2023

Report No.: SZCR250600236303

Page: 2 of 46

Revision Record				
Version	Chapter	Date	Modifier	Remark
01		2025-07-02		Original

Authorized for issue by:				
		Edison Li		
		Edison Li/Project Engineer		
		Roman Pan		
		Roman Pan / Project Engineer		



Unless otherwise agreed in writing, this document is issued by the Company subject to its General Conditions of Service printed overleaf, available on request or accessible at <https://www.sgs.com/en/Terms-and-Conditions>. Attention is drawn to the limitation of liability, indemnification and jurisdiction issues defined therein. Any holder of this document is advised that information contained hereon reflects the Company's findings at the time of its intervention only and within the limits of Client's instructions, if any. The Company's sole responsibility is to its Client and this document does not exonerate parties to a transaction from exercising all their rights and obligations under the transaction documents. This document cannot be reproduced except in full, without prior written approval of the Company. Any unauthorized alteration, forgery or falsification of the content or appearance of this document is unlawful and offenders may be prosecuted to the fullest extent of the law. Unless otherwise stated the results shown in this test report refer only to the sample(s) tested and such sample(s) are retained for 30 days only.

Attention: To check the authenticity of testing /inspection report & certificate, please contact us at telephone: (86-755) 8307 1443, or email: [CN.Doccheck@sgs.com](mailto:CN.Doccheck@sgs.com)

SGS-CSTC Standards Technical Services Co., Ltd.  
Shenzhen Branch (SGS-CSTC) Laboratory

No.1 Workshop, M-10, Middle Section, Science & Technology Park, Nanshan District, Shenzhen, Guangdong, China 518057 t (86-755) 26012053 f (86-755) 26710594 www.sgs.com.cn  
中国·广东·深圳市南山区科技园中区M-10栋1号厂房 邮编: 518057 t (86-755) 26012053 f (86-755) 26710594 sgs.china@sgs.com

## TEST SUMMARY

Frequency Band	Maximum Reported SAR(W/kg)
	Extremity SAR
LTE Band 2	0.48
LTE Band 4	<b>0.96</b>
LTE Band 12	0.17
LTE Band 13	0.16
SAR Limited(W/kg)	4.0



Unless otherwise agreed in writing, this document is issued by the Company subject to its General Conditions of Service printed overleaf, available on request or accessible at <https://www.sgs.com/en/Terms-and-Conditions>. Attention is drawn to the limitation of liability, indemnification and jurisdiction issues defined therein. Any holder of this document is advised that information contained hereon reflects the Company's findings at the time of its intervention only and within the limits of Client's instructions, if any. The Company's sole responsibility is to its Client and this document does not exonerate parties to a transaction from exercising all their rights and obligations under the transaction documents. This document cannot be reproduced except in full, without prior written approval of the Company. Any unauthorized alteration, forgery or falsification of the content or appearance of this document is unlawful and offenders may be prosecuted to the fullest extent of the law. Unless otherwise stated the results shown in this test report refer only to the sample(s) tested and such sample(s) are retained for 30 days only.

Attention: To check the authenticity of testing /inspection report & certificate, please contact us at telephone: (86-755) 8307 1443, or email: [CN.Doccheck@sgs.com](mailto:CN.Doccheck@sgs.com)

No.1 Workshop, M-10, Middle Section, Science & Technology Park, Nanshan District, Shenzhen, Guangdong, China 518057 t (86-755) 26012053 f (86-755) 26710594 www.sgs.com.cn  
中国·广东·深圳市南山区科技园中区M-10栋1号厂房 邮编: 518057 t (86-755) 26012053 f (86-755) 26710594 sgs.china@sgs.com

### Contents

<b>TEST SUMMARY.....</b>	<b>3</b>
<b>1 General Information .....</b>	<b>6</b>
1.1 General Description of EUT .....	6
1.1.1 DUT Antenna Locations.....	7
1.2 Test Specification.....	8
1.3 RF exposure limits .....	9
1.4 Test Location .....	10
1.5 Test Facility.....	10
<b>2 Laboratory Environment .....</b>	<b>11</b>
<b>3 SAR Measurements System Configuraion .....</b>	<b>12</b>
3.1 The SAR Measurement System .....	12
3.2 Isotropic E-field Probe EX3DV4.....	14
3.3 Data Acquisition Electronics (DAE) .....	15
3.4 SAM Twin Phantom .....	15
3.5 ELI Phantom.....	16
3.6 Device Holder for Transmitters.....	17
3.7 Measurement Procedure.....	18
3.7.1 Scanning procedure .....	18
3.7.2 Data storage .....	20
3.7.3 Data Evaluation by SEMCAD.....	20
<b>4 SAR measurement variability and uncertainty .....</b>	<b>22</b>
4.1 SAR measurement variability.....	22
4.2 SAR measurement uncertainty.....	22
<b>5 Description of Test Position .....</b>	<b>23</b>
<b>5.1 Extremity Exposure Condition .....</b>	<b>23</b>
<b>6 SAR System Verificaion Procedure .....</b>	<b>24</b>
6.1 Tissue Simulate Liquid .....	24
6.1.1 Recipes for Tissue Simulate Liquid .....	24
6.1.2 Measurement for Tissue Simulate Liquid.....	25
6.2 SAR System Check .....	26
6.2.1 Justification for Extended SAR Dipole Calibrations .....	27
6.2.2 Summary System Check Result(s).....	28
6.2.3 Detailed System Check Results.....	28
<b>7 Test Configuration.....</b>	<b>29</b>
7.1 Operation Configurations .....	29
7.1.1 LTE CAT-M1 Test Configuration.....	29
7.1.2 CatM1 Test Configuration .....	29



## SGS-CSTC Standards Technical Services Co., Ltd. Shenzhen Branch

SZSAR-TRF-01 Rev. A/0 May15,2023

Report No.: SZCR250600236303

Page: 5 of 46

<b>8</b>	<b>Test Result .....</b>	<b>31</b>
8.1	Measurement of RF Conducted Power.....	31
8.1.1	Conducted Power of Legacy .....	31
8.2	Measurement of SAR Data .....	39
8.2.1	SAR Result of LTE Band 2.....	40
8.2.2	SAR Result of LTE Band 4.....	41
8.2.3	SAR Result of LTE Band 12.....	42
8.2.4	SAR Result of LTE Band 13.....	43
<b>9</b>	<b>Equipment list .....</b>	<b>44</b>
<b>10</b>	<b>Calibration certificate.....</b>	<b>46</b>
<b>11</b>	<b>Photographs .....</b>	<b>46</b>
<b>Appendix A: Detailed System Check Results .....</b>		<b>46</b>
<b>Appendix B: Detailed Test Results.....</b>		<b>46</b>
<b>Appendix C: Calibration certificate .....</b>		<b>46</b>
<b>Appendix D: Photographs.....</b>		<b>46</b>



Unless otherwise agreed in writing, this document is issued by the Company subject to its General Conditions of Service printed overleaf, available on request or accessible at <https://www.sgs.com/en/Terms-and-Conditions>. Attention is drawn to the limitation of liability, indemnification and jurisdiction issues defined therein. Any holder of this document is advised that information contained hereon reflects the Company's findings at the time of its intervention only and within the limits of Client's instructions, if any. The Company's sole responsibility is to its Client and this document does not exonerate parties to a transaction from exercising all their rights and obligations under the transaction documents. This document cannot be reproduced except in full, without prior written approval of the Company. Any unauthorized alteration, forgery or falsification of the content or appearance of this document is unlawful and offenders may be prosecuted to the fullest extent of the law. Unless otherwise stated the results shown in this test report refer only to the sample(s) tested and such sample(s) are retained for 30 days only.

Attention: To check the authenticity of testing /inspection report & certificate, please contact us at telephone: (86-755) 8307 1443, or email: [CN.Doccheck@sgs.com](mailto:CN.Doccheck@sgs.com)


SGS-CSTC Standards Technical Services Co., Ltd.  
Shenzhen Branch

No.1 Workshop, M-10, Middle Section, Science & Technology Park, Nanshan District, Shenzhen, Guangdong, China 518057 t (86-755) 26012053 f (86-755) 26710594 www.sgs.com.cn  
中国·广东·深圳市南山区科技园中区M-10栋1号厂房 邮编: 518057 t (86-755) 26012053 f (86-755) 26710594 sgs.china@sgs.com



## 1 General Information

### 1.1 General Description of EUT

Product Name:	Weight Scale	
Model No.:	WM2000	
Trade Mark:		
Product Phase:	production unit	
Device Type:	portable device	
Exposure Category:	uncontrolled environment / general population	
IMEI:	867879062601538	
Hardware Version:	V3.0	
Software Version:	A01	
Antenna Type:	PIFA Antenna	
Device Operating Configurations:		
Modulation Mode:	LTE:QPSK,16QAM	
Frequency Bands:	Band	Tx(MHz)
	LTE Band 2	1850 ~1910
	LTE Band 4	1710~1755
	LTE Band 12	699~716
	LTE Band 13	777~787
RF Cable:	<input checked="" type="checkbox"/> Provided by applicant <input type="checkbox"/> Provided by the laboratory	
Power Supply:	DC 1.5V*4 AA battery	
Note: *Since the above data and/or information is provided by the client relevant results or conclusions of this report are only made for these data and/or information , SGS is not responsible for the authenticity, integrity and results of the data and information and/or the validity of the conclusion. Remark: As above information is provided and confirmed by the applicant. SGS is not liable to the accuracy, suitability, reliability or/and integrity of the information.		

### 1.1.1 DUT Antenna Locations

The DUT Antenna Locations can be referred to Appendix D



Unless otherwise agreed in writing, this document is issued by the Company subject to its General Conditions of Service printed overleaf, available on request or accessible at <https://www.sgs.com/en/Terms-and-Conditions>. Attention is drawn to the limitation of liability, indemnification and jurisdiction issues defined therein. Any holder of this document is advised that information contained hereon reflects the Company's findings at the time of its intervention only and within the limits of Client's instructions, if any. The Company's sole responsibility is to its Client and this document does not exonerate parties to a transaction from exercising all their rights and obligations under the transaction documents. This document cannot be reproduced except in full, without prior written approval of the Company. Any unauthorized alteration, forgery or falsification of the content or appearance of this document is unlawful and offenders may be prosecuted to the fullest extent of the law. Unless otherwise stated the results shown in this test report refer only to the sample(s) tested and such sample(s) are retained for 30 days only.

Attention: To check the authenticity of testing /inspection report & certificate, please contact us at telephone: (86-755) 8307 1443, or email: [CN.Doccheck@sgs.com](mailto:CN.Doccheck@sgs.com)

SGS-CSTC Standards Technical Services Co., Ltd.  
Shenzhen Branch (SZSAR-TRF-01) Test Laboratory

No.1 Workshop, M-10, Middle Section, Science & Technology Park, Nanshan District, Shenzhen, Guangdong, China 518057 t (86-755) 26012053 f (86-755) 26710594 www.sgs.com.cn  
中国·广东·深圳市南山区科技园中区M-10栋1号厂房 邮编: 518057 t (86-755) 26012053 f (86-755) 26710594 sgs.china@sgs.com

## 1.2 Test Specification

Identity	Document Title
FCC 47CFR §2.1093	Radiofrequency Radiation Exposure Evaluation: Portable Devices
ANSI/IEEE C95.1-1992	IEEE Standard for Safety Levels with Respect to Human Exposure to Radio Frequency Electromagnetic Fields, 3 kHz – 300 GHz.
IEEE 1528-2013	Recommended Practice for Determining the Peak Spatial-Average Specific Absorption Rate (SAR) in the Human Head from Wireless Communications Devices: Measurement Techniques
KDB 941225 D05	SAR for LTE Devices v02r05
KDB 941225 D05A	LTE Rel.10 KDB Inquiry Sheet v01r02
KDB 447498 D04	Interim General RF Exposure Guidance v01
KDB 865664 D01	SAR Measurement 100 MHz to 6 GHz v01r04
KDB 865664 D02	RF Exposure Reporting v01r02
KDB 690783 D01	SAR Listings on Grants v01r03



Unless otherwise agreed in writing, this document is issued by the Company subject to its General Conditions of Service printed overleaf, available on request or accessible at <https://www.sgs.com/en/Terms-and-Conditions>. Attention is drawn to the limitation of liability, indemnification and jurisdiction issues defined therein. Any holder of this document is advised that information contained hereon reflects the Company's findings at the time of its intervention only and within the limits of Client's instructions, if any. The Company's sole responsibility is to its Client and this document does not exonerate parties to a transaction from exercising all their rights and obligations under the transaction documents. This document cannot be reproduced except in full, without prior written approval of the Company. Any unauthorized alteration, forgery or falsification of the content or appearance of this document is unlawful and offenders may be prosecuted to the fullest extent of the law. Unless otherwise stated the results shown in this test report refer only to the sample(s) tested and such sample(s) are retained for 30 days only.

Attention: To check the authenticity of testing /inspection report & certificate, please contact us at telephone: (86-755) 8307 1443, or email: [CN.Doccheck@sgs.com](mailto:CN.Doccheck@sgs.com)

SGS-CSTC Standards Technical Services Co., Ltd.  
Shenzhen Branch

No.1 Workshop, M-10, Middle Section, Science & Technology Park, Nanshan District, Shenzhen, Guangdong, China 518057 t (86-755) 26012053 f (86-755) 26710594 www.sgs.com.cn  
中国·广东·深圳市南山区科技园中区M-10栋1号厂房 邮编: 518057 t (86-755) 26012053 f (86-755) 26710594 sgs.china@sgs.com



## 1.3 RF exposure limits

Human Exposure	Uncontrolled Environment General Population	Controlled Environment Occupational
<b>Spatial Peak SAR*</b> (Brain*Trunk)	1.60 mW/g	8.00 mW/g
<b>Spatial Average SAR**</b> (Whole Body)	0.08 mW/g	0.40 mW/g
<b>Spatial Peak SAR***</b> (Hands/Feet/Ankle/Wrist)	4.00 mW/g	20.00 mW/g

### Notes:

\* The Spatial Peak value of the SAR averaged over any 1 gram of tissue (defined as a tissue volume in the shape of a cube) and over the appropriate averaging time

\*\* The Spatial Average value of the SAR averaged over the whole body.

\*\*\* The Spatial Peak value of the SAR averaged over any 10 grams of tissue (defined as a tissue volume in the shape of a cube) and over the appropriate averaging time.

Uncontrolled Environments are defined as locations where there is the exposure of individuals who have no knowledge or control of their exposure.

Controlled Environments are defined as locations where there is exposure that may be incurred by persons who are aware of the potential for exposure, (i.e. as a result of employment or occupation.)



## 1.4 Test Location

All tests were performed at:

SGS-CSTC Standards Technical Services Co., Ltd., Shenzhen Branch

No. 1 Workshop, M-10, Middle Section, Science & Technology Park, Nanshan District, Shenzhen, Guangdong, China. 518057.

Tel: +86 755 2601 2053 Fax: +86 755 2671 0594

No tests were sub-contracted.

## 1.5 Test Facility

The test facility is recognized, certified, or accredited by the following organizations:

- **A2LA (Certificate No. 3816.01)**

SGS-CSTC Standards Technical Services Co., Ltd., Shenzhen EMC Laboratory is accredited by the American Association for Laboratory Accreditation(A2LA). Certificate No. 3816.01.

- **VCCI (Member No. 1937)**

The 3m Fully-anechoic chamber for above 1GHz, 10m Semi-anechoic chamber for below 1GHz, Shielded Room for Mains Port Conducted Interference Measurement and Telecommunication Port Conducted Interference Measurement of SGS-CSTC Standards Technical Services Co., Ltd. Shenzhen EMC laboratory have been registered in accordance with the Regulations for Voluntary Control Measures with Registration No.: G-20026, R-14188, C-12383 and T-11153 respectively.

- **FCC –Designation Number: CN1336**

SGS-CSTC Standards Technical Services Co., Ltd., Shenzhen EMC Laboratory has been recognized as an accredited testing laboratory.

Designation Number: CN1336. Test Firm Registration Number: 787754.

- **Innovation, Science and Economic Development Canada**

SGS-CSTC Standards Technical Services Co., Ltd., Shenzhen EMC Laboratory has been recognized by ISED as an accredited testing laboratory.

CAB identifier: CN0006.

IC#: 4620C.



Unless otherwise agreed in writing, this document is issued by the Company subject to its General Conditions of Service printed overleaf, available on request or accessible at <https://www.sgs.com/en/Terms-and-Conditions>. Attention is drawn to the limitation of liability, indemnification and jurisdiction issues defined therein. Any holder of this document is advised that information contained hereon reflects the Company's findings at the time of its intervention only and within the limits of Client's instructions, if any. The Company's sole responsibility is to its Client and this document does not exonerate parties to a transaction from exercising all their rights and obligations under the transaction documents. This document cannot be reproduced except in full, without prior written approval of the Company. Any unauthorized alteration, forgery or falsification of the content or appearance of this document is unlawful and offenders may be prosecuted to the fullest extent of the law. Unless otherwise stated the results shown in this test report refer only to the sample(s) tested and such sample(s) are retained for 30 days only.

Attention: To check the authenticity of testing /inspection report & certificate, please contact us at telephone: (86-755) 8307 1443, or email: [CN.Doccheck@sgs.com](mailto:CN.Doccheck@sgs.com)

SGS-CSTC Standards Technical Services Co., Ltd.  
Shenzhen Branch EMC Laboratory

No.1 Workshop, M-10, Middle Section, Science & Technology Park, Nanshan District, Shenzhen, Guangdong, China 518057 t (86-755) 26012053 f (86-755) 26710594 www.sgs.com.cn  
中国·广东·深圳市南山区科技园中区M-10栋1号厂房 邮编: 518057 t (86-755) 26012053 f (86-755) 26710594 sgs.china@sgs.com

## SGS-CSTC Standards Technical Services Co., Ltd. Shenzhen Branch

SZSAR-TRF-01 Rev. A/0 May15,2023

Report No.: SZCR250600236303

Page: 11 of 46

## 2 Laboratory Environment

Temperature	Min. = 18°C, Max. = 25 °C
Relative humidity	Min. = 30%, Max. = 70%
Ground system resistance	< 0.5 Ω
Ambient noise is checked and found very low and in compliance with requirement of standards. Reflection of surrounding objects is minimized and in compliance with requirement of standards.	



Unless otherwise agreed in writing, this document is issued by the Company subject to its General Conditions of Service printed overleaf, available on request or accessible at <https://www.sgs.com/en/Terms-and-Conditions>. Attention is drawn to the limitation of liability, indemnification and jurisdiction issues defined therein. Any holder of this document is advised that information contained hereon reflects the Company's findings at the time of its intervention only and within the limits of Client's instructions, if any. The Company's sole responsibility is to its Client and this document does not exonerate parties to a transaction from exercising all their rights and obligations under the transaction documents. This document cannot be reproduced except in full, without prior written approval of the Company. Any unauthorized alteration, forgery or falsification of the content or appearance of this document is unlawful and offenders may be prosecuted to the fullest extent of the law. Unless otherwise stated the results shown in this test report refer only to the sample(s) tested and such sample(s) are retained for 30 days only.

Attention: To check the authenticity of testing /inspection report & certificate, please contact us at telephone: (86-755) 8307 1443, or email: [CN.Doccheck@sgs.com](mailto:CN.Doccheck@sgs.com)

SGS-CSTC Standards Technical Services Co., Ltd.  
Shenzhen Branch (SZSAR-TRF-01) CSTC Laboratory

No.1 Workshop, M-10, Middle Section, Science & Technology Park, Nanshan District, Shenzhen, Guangdong, China 518057 t (86-755) 26012053 f (86-755) 26710594 www.sgs.com.cn  
中国·广东·深圳市南山区科技园中区M-10栋1号厂房 邮编: 518057 t (86-755) 26012053 f (86-755) 26710594 sgs.china@sgs.com

### 3 SAR Measurements System Configuraion

### 3.1 The SAR Measurement System

This SAR Measurement System uses a Computer-controlled 3-D stepper motor system (SPEAG DASY professional system). A E-field probe is used to determine the internal electric fields. The SAR can be obtained from the equation  $SAR = \sigma (|E|^2) / \rho$  where  $\sigma$  and  $\rho$  are the conductivity and mass density of the tissue-Simulate.

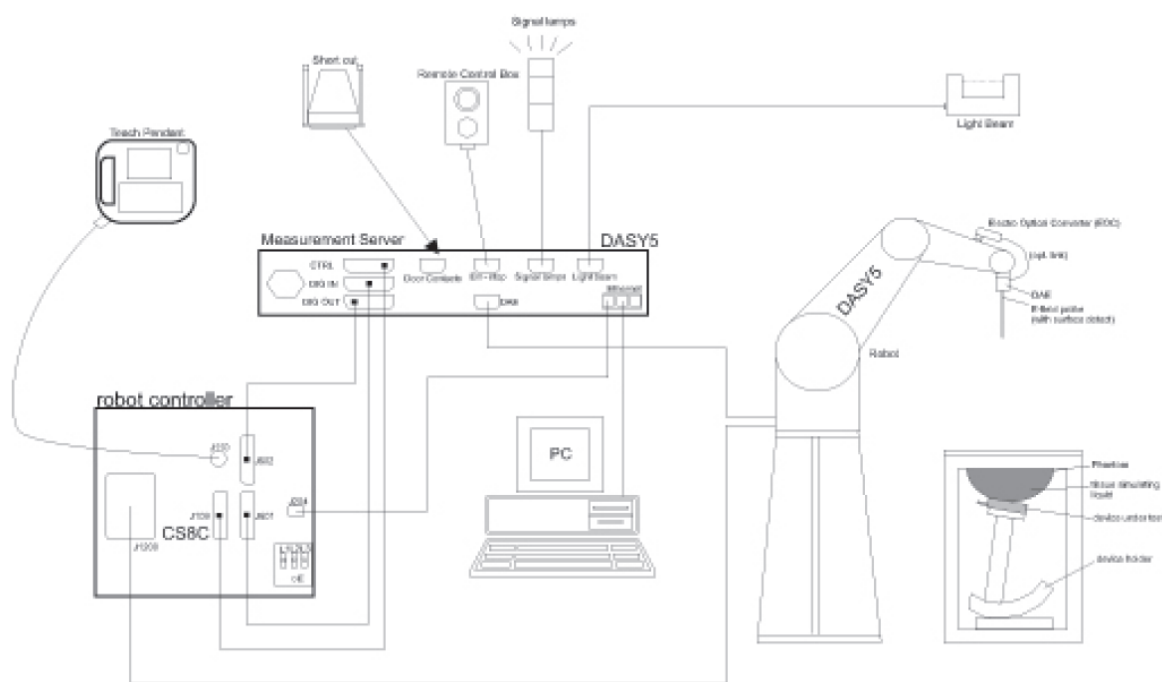
The DASY system for performing compliance tests consists of the following items:

A standard high precision 6-axis robot (Stabile RX family) with controller, teach pendant and software. An arm extension for accommodation the data acquisition electronics (DAE).

A dosimetric probe, i.e., an isotropic E-field probe optimized and calibrated for usage in tissue simulating liquid. The probe is equipped with an optical surface detector system.

A data acquisition electronics (DAE) which performs the signal amplification, signal multiplexing, AD-conversion, offset measurements, mechanical surface detection, collision detection, etc. The unit is battery powered with standard or rechargeable batteries. The signal is optically transmitted to the EOC.

The Electro-optical converter (EOC) performs the conversion between optical and electrical of the signals for the digital communication to DAE and for the analog signal from the optical surface detection. The EOC is connected to the measurement server.



### F-1. SAR Measurement System Configuration



Unless otherwise agreed or in writing, this document is issued by the Company subject to its General Conditions of Service printed overleaf, available on request or access at <https://www.sgs.com/en/Terms-and-Conditions>. Attention is drawn to the limitation of liability, indemnification and jurisdiction issues defined therein. Any holder of this document is advised that information contained hereon reflects the Company's findings at the time of its intervention only and within the limits of Client's instructions, if any. The Company's sole responsibility is to its Client and this document does not exonerate parties to a transaction from exercising all their rights and obligations under the transaction documents. This document cannot be reproduced except in full, without prior written approval of the Company. Any alteration and alteration, forgery or falsification of the content or appearance of this document is unlawful and offenders may be prosecuted to the fullest extent of the law. Unless otherwise stated the results shown in this test report refer only to the sample(s) tested and such sample(s) are retained for 30 days only.

**Attention: To check the authenticity of testing /inspection report & certificate, please contact us at telephone: (86-755) 8307 1443,**

No. 1 Workshop, M-10, Middle Section, Science & Technology Park, Nanshan District, Shenzhen, Guangdong, China 518057    t (86-755) 26012053    f (86-755) 26710594    www.ssgroup.com.cn

中国·广东·深圳市南山区科技园中区M-10栋1号厂房 邮编: 518057 t (86-755) 26012053 f (86-755) 26710594 sgs.china@sgs.com

## SGS-CSTC Standards Technical Services Co., Ltd. Shenzhen Branch

SZSAR-TRF-01 Rev. A/0 May15,2023

Report No.: SZCR250600236303

Page: 13 of 46

- The function of the measurement server is to perform the time critical tasks such as signal filtering, control of the robot operation and fast movement interrupts.
- A probe alignment unit which improves the (absolute) accuracy of the probe positioning.
- A computer operating Windows system.
- DASY software.
- Remote control with teach pendant and additional circuitry for robot safety such as warning lamps, etc.
- The SAM twin phantom enabling testing left-hand, right-hand and Body Worn usage.
- The device holder for handheld mobile phones.
- Tissue simulating liquid mixed according to the given recipes.
- Validation dipole kits allowing to validating the proper functioning of the system.



Unless otherwise agreed in writing, this document is issued by the Company subject to its General Conditions of Service printed overleaf, available on request or accessible at <https://www.sgs.com/en/Terms-and-Conditions>. Attention is drawn to the limitation of liability, indemnification and jurisdiction issues defined therein. Any holder of this document is advised that information contained hereon reflects the Company's findings at the time of its intervention only and within the limits of Client's instructions, if any. The Company's sole responsibility is to its Client and this document does not exonerate parties to a transaction from exercising all their rights and obligations under the transaction documents. This document cannot be reproduced except in full, without prior written approval of the Company. Any unauthorized alteration, forgery or falsification of the content or appearance of this document is unlawful and offenders may be prosecuted to the fullest extent of the law. Unless otherwise stated the results shown in this test report refer only to the sample(s) tested and such sample(s) are retained for 30 days only.


Attention: To check the authenticity of testing /inspection report & certificate, please contact us at telephone: (86-755) 8307 1443, or email: [CN.Doccheck@sgs.com](mailto:CN.Doccheck@sgs.com)

SGS-CSTC Standards Technical Services Co., Ltd.  
Shenzhen Branch


No.1 Workshop, M-10, Middle Section, Science & Technology Park, Nanshan District, Shenzhen, Guangdong, China 518057 t (86-755) 26012053 f (86-755) 26710594 www.sgs.com.cn  
中国·广东·深圳市南山区科技园中区M-10栋1号厂房 邮编: 518057 t (86-755) 26012053 f (86-755) 26710594 sgs.china@sgs.com




### 3.2 Isotropic E-field Probe EX3DV4

	<p>Symmetrical design with triangular core Built-in shielding against static charges PEEK enclosure material (resistant to organic solvents, e.g., DGBE)</p>
<b>Calibration</b>	ISO/IEC 17025 calibration service available.
<b>Frequency</b>	10 MHz to > 6 GHz Linearity: $\pm 0.2$ dB (30 MHz to 6 GHz)
<b>Directivity</b>	$\pm 0.3$ dB in TSL (rotation around probe axis) $\pm 0.5$ dB in TSL (rotation normal to probe axis)
<b>Dynamic Range</b>	10 $\mu$ W/g to > 100 mW/g Linearity: $\pm 0.2$ dB (noise: typically < 1 $\mu$ W/g)
<b>Dimensions</b>	Overall length: 337 mm (Tip: 20 mm) Tip diameter: 2.5 mm (Body: 12 mm) Typical distance from probe tip to dipole centers: 1 mm
<b>Application</b>	High precision dosimetric measurements in any exposure scenario (e.g., very strong gradient fields); the only probe that enables compliance testing for frequencies up to 6 GHz with precision of better 30%.
<b>Compatibility</b>	DASY52 SAR and higher, EASY4/MRI

### 3.3 Data Acquisition Electronics (DAE)

<b>Model</b>	DAE	
<b>Construction</b>	Signal amplifier, multiplexer, A/D converter and control logic. Serial optical link for communication with DASY4/5 embedded system (fully remote controlled). Two step probe touch detector for mechanical surface detection and emergency robot stop.	
<b>Measurement Range</b>	-100 to +300 mV (16 bit resolution and two range settings: 4mV,400mV)	
<b>Input Offset Voltage</b>	< 5μV (with auto zero)	
<b>Input Bias Current</b>	< 50 f A	
<b>Dimensions</b>	60 x 60 x 68 mm	


### 3.4 SAM Twin Phantom

<b>Material</b>	Vinylester, glass fiber reinforced (VE-GF)	
<b>Liquid Compatibility</b>	Compatible with all SPEAG tissue simulating liquids (incl. DGBE type)	
<b>Shell Thickness</b>	2 ± 0.2 mm (6 ± 0.2 mm at ear point)	
<b>Dimensions (incl. Wooden Support)</b>	Length: 1000 mm Width: 500 mm Height: adjustable feet	
<b>Filling Volume</b>	pprox.. 25 liters	
<b>Wooden Support</b>	SPEAG standard phantom table	

The shell corresponds to the specifications of the Specific Anthropomorphic Mannequin (SAM) phantom defined in IEEE 1528. It enables the dosimetric evaluation of left and right hand phone usage as well as body mounted usage at the flat phantom region. A cover prevents evaporation of the liquid. Reference markings on the phantom allow the complete setup of all predefined phantom positions and measurement grids by teaching three points with the robot.

Twin SAM V5.0 has the same shell geometry and is manufactured from the same material as Twin SAM V4.0, but has reinforced top structure.

### 3.5 ELI Phantom

<b>Material</b>	Vinylester, glass fiber reinforced (VE-GF)	
<b>Liquid Compatibility</b>	Compatible with all SPEAG tissue simulating liquids (incl. DGBE type)	
<b>Shell Thickness</b>	2.0 ± 0.2 mm(bottom plate)	
<b>Dimensions</b>	Major axis: 600 mm Minor axis: 400 mm	
<b>Filling Volume</b>	pprox.. 30 liters	
<b>Wooden Support</b>	SPEAG standard phantom table	

Phantom for compliance testing of handheld and body-mounted wireless devices in the frequency range of 30 MHz to 6 GHz. ELI is fully compatible with the IEEE 1528 standard and all known tissue simulating liquids. ELI has been optimized regarding its performance and can be integrated into our standard phantom tables. A cover prevents evaporation of the liquid. Reference markings on the phantom allow installation of the complete setup, including all predefined phantom positions and measurement grids, by teaching three points. The phantom is compatible with all SPEAG dosimetric probes and dipoles.

ELI V5.0 has the same shell geometry and is manufactured from the same material as ELI4 but has reinforced top structure.

### 3.6 Device Holder for Transmitters



F-2. Device Holder for Transmitters

- The DASY device holder is designed to cope with different positions given in the standard. It has two scales for the device rotation (with respect to the body axis) and the device inclination (with respect to the line between the ear reference points). The rotation centres for both scales are the ear reference point (ERP). Thus the device needs no repositioning when changing the angles.
- The DASY device holder has been made out of low-loss POM material having the following dielectric parameters: relative permittivity  $\epsilon=3$  and loss tangent  $\delta=0.02$ . The amount of dielectric material has been reduced in the closest vicinity of the device, since measurements have suggested that the influence of the clamp on the test results could thus be lowered.



## 3.7 Measurement Procedure

### 3.7.1 Scanning procedure

#### Step 1: Power reference measurement

The “reference” and “drift” measurements are located at the beginning and end of the batch process. They measure the field drift at one single point in the liquid over the complete procedure.

#### Step 2: Area scan

The SAR distribution at the exposed side of the head was measured at a distance of 4mm from the inner surface of the shell. The area covered the entire dimension of the head and the horizontal grid spacing was 15mm\*15mm or 12mm\*12mm or 10mm\*10mm. Based on the area scan data, the area of the maximum absorption was determined by spline interpolation.

#### Step 3: Zoom scan

Around this point, a volume of 32mm\*32mm\*30mm ( $f \leq 2\text{GHz}$ ), 30mm\*30mm\*30mm ( $f$  for 2-3GHz) and 24mm\*24mm\*22mm ( $f$  for 5-6GHz) was assessed by measuring 5x5x7 points ( $f \leq 2\text{GHz}$ ), 7x7x7 points ( $f$  for 2-3GHz) and 7x7x12 points ( $f$  for 5-6GHz). On this basis of this data set, the spatial peak SAR value was evaluated with the following procedure:

The data at the surface was extrapolated, since the centre of the dipoles is 2.0mm away from the tip of the probe and the distance between the surface and the lowest measuring point is 1.2mm. (This can be variable. Refer to the probe specification). The extrapolation was based on a least square algorithm. A polynomial of the fourth order was calculated through the points in z-axes. This polynomial was then used to evaluate the points between the surface and the probe tip. The maximum interpolated value was searched with a straight-forward algorithm. Around this maximum the SAR values averaged over the spatial volumes (1g or 10g) were computed using the 3D-Spline interpolation algorithm. The volume was integrated with the trapezoidal algorithm. One thousand points were interpolated to calculate the average. All neighbouring volumes were evaluated until no neighboring volume with a higher average value was found.

The area and zoom scan resolutions specified in the table below must be applied to the SAR measurements. Probe boundary effect error compensation is required for measurements with the probe tip closer than half a probe tip diameter to the phantom surface. Both the probe tip diameter and sensor offset distance must satisfy measurement protocols; to ensure probe boundary effect errors are minimized and the higher fields closest to the phantom surface can be correctly measured and extrapolated to the phantom surface for computing 1-g SAR. Tolerances of the post-processing algorithms must be verified by the test laboratory for the scan resolutions used in the SAR measurements, according to the reference distribution functions specified in IEEE Std. 1528-2013.





		$\leq 3 \text{ GHz}$	$> 3 \text{ GHz}$
Maximum distance from closest measurement point (geometric center of probe sensors) to phantom surface		$5 \pm 1 \text{ mm}$	$\frac{1}{2} \cdot \delta \cdot \ln(2) \pm 0.5 \text{ mm}$
Maximum probe angle from probe axis to phantom surface normal at the measurement location		$30^\circ \pm 1^\circ$	$20^\circ \pm 1^\circ$
Maximum area scan spatial resolution: $\Delta x_{\text{Area}}, \Delta y_{\text{Area}}$		$\leq 2 \text{ GHz}: \leq 15 \text{ mm}$ $2 - 3 \text{ GHz}: \leq 12 \text{ mm}$	$3 - 4 \text{ GHz}: \leq 12 \text{ mm}$ $4 - 6 \text{ GHz}: \leq 10 \text{ mm}$
		When the x or y dimension of the test device, in the measurement plane orientation, is smaller than the above, the measurement resolution must be $\leq$ the corresponding x or y dimension of the test device with at least one measurement point on the test device.	
Maximum zoom scan spatial resolution: $\Delta x_{\text{Zoom}}, \Delta y_{\text{Zoom}}$		$\leq 2 \text{ GHz}: \leq 8 \text{ mm}$ $2 - 3 \text{ GHz}: \leq 5 \text{ mm}^*$	$3 - 4 \text{ GHz}: \leq 5 \text{ mm}^*$ $4 - 6 \text{ GHz}: \leq 4 \text{ mm}^*$
Maximum zoom scan spatial resolution, normal to phantom surface	uniform grid: $\Delta z_{\text{Zoom}}(n)$	$\leq 5 \text{ mm}$	$3 - 4 \text{ GHz}: \leq 4 \text{ mm}$ $4 - 5 \text{ GHz}: \leq 3 \text{ mm}$ $5 - 6 \text{ GHz}: \leq 2 \text{ mm}$
	graded grid $\Delta z_{\text{Zoom}}(1)$ : between 1 <sup>st</sup> two points closest to phantom surface	$\leq 4 \text{ mm}$	$3 - 4 \text{ GHz}: \leq 3 \text{ mm}$ $4 - 5 \text{ GHz}: \leq 2.5 \text{ mm}$ $5 - 6 \text{ GHz}: \leq 2 \text{ mm}$
	$\Delta z_{\text{Zoom}}(n>1)$ : between subsequent points	$\leq 1.5 \cdot \Delta z_{\text{Zoom}}(n-1)$	
Minimum zoom scan volume	x, y, z	$\geq 30 \text{ mm}$	$3 - 4 \text{ GHz}: \geq 28 \text{ mm}$ $4 - 5 \text{ GHz}: \geq 25 \text{ mm}$ $5 - 6 \text{ GHz}: \geq 22 \text{ mm}$

### Step 4: Power reference measurement (drift)

The Power Drift Measurement job measures the field at the same location as the most recent power reference measurement job within the same procedure, and with the same settings. The indicated drift is mainly the variation of the DUT's output power and should vary max  $\pm 5 \%$ .

### 3.7.2 Data storage

The DASY software stores the acquired data from the data acquisition electronics as raw data (in microvolt readings from the probe sensors), together with all necessary software parameters for the data evaluation (probe calibration data, liquid parameters and device frequency and modulation data) in measurement files with the extension "DAE". The software evaluates the desired unit and format for output each time the data is visualized or exported. This allows verification of the complete software setup even after the measurement and allows correction of incorrect parameter settings. For example, if a measurement has been performed with a wrong crest factor parameter in the device setup, the parameter can be corrected afterwards and the data can be re-evaluated. The measured data can be visualized or exported in different units or formats, depending on the selected probe type ([V/m], [A/m], [°C], [m W/g], [m W/cm²], [dBrel], etc.). Some of these units are not available in certain situations or show meaningless results, e.g., a SAR output in a lossless media will always be zero. Raw data can also be exported to perform the evaluation with other software packages.

### 3.7.3 Data Evaluation by SEMCAD

The SEMCAD software automatically executes the following procedures to calculate the field units from the microvolt readings at the probe connector. The parameters used in the evaluation are stored in the configuration modules of the software:

Probe parameters:	- Sensitivity	Normi, ai0, ai1, ai2
- Conversion factor	ConvFi	
- Diode compression point	Dcpi	
Device parameters:	- Frequency	f
- Crest factor	cf	
Media parameters:	- Conductivity	ε
- Density	ρ	

These parameters must be set correctly in the software. They can be found in the component documents, or they can be imported into the software from the configuration files issued for the DASY components. In the direct measuring mode of the multimeter option, the parameters of the actual system setup are used. In the scan visualization and export modes, the parameters stored in the corresponding document files are used.

The first step of the evaluation is a linearization of the filtered input signal to account for the compression characteristics of the detector diode. The compensation depends on the input signal, the diode type and the DC-transmission factor from the diode to the evaluation electronics.

If the exciting field is pulsed, the crest factor of the signal must be known to correctly compensate for peak power. The formula for each channel can be given as:

$$V_i = U_i + U_i^2 \cdot cf / dcp_i$$

With  $V_i$  = compensated signal of channel I (I = x, y, z)

$U_i$  = input signal of channel I (I = x, y, z)

cf = crest factor of exciting field (DASY parameter)

dcp I = diode compression point (DASY parameter)

From the compensated input signals the primary field data for each channel can be evaluated:  
E-field probes:



## SGS-CSTC Standards Technical Services Co., Ltd. Shenzhen Branch

SZSAR-TRF-01 Rev. A/0 May15,2023

Report No.: SZCR250600236303

Page: 21 of 46

$$E_i = (V_i / \text{Norm}_i \cdot \text{ConvF})^{1/2}$$

H-field probes:

$$H_i = (V_i)^{1/2} \cdot (a_{i0} + a_{i1}f + a_{i2}f^2) / f$$

With  $V_i$  = compensated signal of channel  $i$  ( $i = x, y, z$ )

$\text{Norm}_i$  = sensor sensitivity of channel  $i$  ( $i = x, y, z$ )

[mV/(V/m)<sup>2</sup>] for E-field Probes

ConvF = sensitivity enhancement in solution

$a_{ij}$  = sensor sensitivity factors for H-field probes

$f$  = carrier frequency [GHz]

$E_i$  = electric field strength of channel  $i$  in V/m

$H_i$  = magnetic field strength of channel  $i$  in A/m

The RSS value of the field components gives the total field strength (Hermitian magnitude):

$$E_{\text{tot}} = (E_x^2 + E_y^2 + E_z^2)^{1/2}$$

The primary field data are used to calculate the derived field units.

$$\text{SAR} = (E_{\text{tot}}^2 \cdot \sigma) / (\epsilon \cdot 1000)$$

with SAR = local specific absorption rate in mW/g

$E_{\text{tot}}$  = total field strength in V/m

$\sigma$  = conductivity in [mho/m] or [Siemens/m]

$\epsilon$  = equivalent tissue density in g/cm<sup>3</sup>

Note that the density is normally set to 1 (or 1.06), to account for actual brain density rather than the density of the simulation liquid. The power flow density is calculated assuming the excitation field to be a free space field.

$$P_{\text{pwe}} = E_{\text{tot}}^2 / 3770 \text{ or } P_{\text{pwe}} = H_{\text{tot}}^2 \cdot 37.7$$

with  $P_{\text{pwe}}$  = equivalent power density of a plane wave in mW/cm<sup>2</sup>

$E_{\text{tot}}$  = total electric field strength in V/m

$H_{\text{tot}}$  = total magnetic field strength in A/m



Unless otherwise agreed in writing, this document is issued by the Company subject to its General Conditions of Service printed overleaf, available on request or accessible at <https://www.sgs.com/en/Terms-and-Conditions>. Attention is drawn to the limitation of liability, indemnification and jurisdiction issues defined therein. Any holder of this document is advised that information contained hereon reflects the Company's findings at the time of its intervention only and within the limits of Client's instructions, if any. The Company's sole responsibility is to its Client and this document does not exonerate parties to a transaction from exercising all their rights and obligations under the transaction documents. This document cannot be reproduced except in full, without prior written approval of the Company. Any unauthorized alteration, forgery or falsification of the content or appearance of this document is unlawful and offenders may be prosecuted to the fullest extent of the law. Unless otherwise stated the results shown in this test report refer only to the sample(s) tested and such sample(s) are retained for 30 days only.

Attention: To check the authenticity of testing / inspection report & certificate, please contact us at telephone: (86-755) 8307 1443, or email: [CN.Doccheck@sgs.com](mailto:CN.Doccheck@sgs.com)

No.1 Workshop, M-10, Middle Section, Science & Technology Park, Nanshan District, Shenzhen, Guangdong, China 518057 t (86-755) 26012053 f (86-755) 26710594 www.sgs.com.cn  
中国·广东·深圳市南山区科技园中区M-10栋1号厂房 邮编: 518057 t (86-755) 26012053 f (86-755) 26710594 sgs.china@sgs.com

## 4 SAR measurement variability and uncertainty

### 4.1 SAR measurement variability

Per KDB 865664 D01 SAR measurement 100 MHz to 6 GHz v01r04, SAR measurement variability must be assessed for each frequency band, which is determined by the SAR probe calibration point and tissue-equivalent medium used for the device measurements. The additional measurements are repeated after the completion of all measurements requiring the same head or body tissue-equivalent medium in a frequency band. The test device should be returned to ambient conditions (normal room temperature) with the battery fully charged before it is re-mounted on the device holder for the repeated measurement(s) to minimize any unexpected variations in the repeated results.

- 1) Repeated measurement is not required when the original highest measured SAR is  $< 0.80$  W/kg; steps 2) through 4) do not apply.
- 2) When the original highest measured SAR is  $\geq 0.80$  W/kg, repeat that measurement once.
- 3) Perform a second repeated measurement only if the ratio of largest to smallest SAR for the original and first repeated measurements is  $> 1.20$  or when the original or repeated measurement is  $\geq 1.45$  W/kg ( $\sim 10\%$  from the 1-g SAR limit).
- 4) Perform a third repeated measurement only if the original, first or second repeated measurement is  $\geq 1.5$  W/kg and the ratio of largest to smallest SAR for the original, first and second repeated measurements is  $> 1.20$ .

The same procedures should be adapted for measurements according to extremity and occupational exposure limits by applying a factor of 2.5 for extremity exposure and a factor of 5 for occupational exposure to the corresponding SAR thresholds.

### 4.2 SAR measurement uncertainty

Per KDB 865664 D01 SAR Measurement 100 MHz to 6 GHz, when the highest measured 1-g SAR within a frequency band is  $< 1.5$  W/kg, the extensive SAR measurement uncertainty analysis described in IEEE Std 1528-2013 is not required in SAR reports submitted for equipment approval. The equivalent ratio (1.5/1.6) is applied to extremity and occupational exposure conditions.





## 5 Description of Test Position

### 5.1 Extremity Exposure Condition

Devices that are designed or intended for use on extremities, or mainly operated in extremity only exposure conditions, i.e., hands, wrists, feet and ankles, may require extremity SAR evaluation.

The closest distance from the antenna to an adjacent device surface is used to determine if SAR testing is required for the adjacent surfaces, with the adjacent surface positioned against the phantom and the surface containing the antenna positioned perpendicular to the phantom



Unless otherwise agreed in writing, this document is issued by the Company subject to its General Conditions of Service printed overleaf, available on request or accessible at <https://www.sgs.com/en/Terms-and-Conditions>. Attention is drawn to the limitation of liability, indemnification and jurisdiction issues defined therein. Any holder of this document is advised that information contained hereon reflects the Company's findings at the time of its intervention only and within the limits of Client's instructions, if any. The Company's sole responsibility is to its Client and this document does not exonerate parties to a transaction from exercising all their rights and obligations under the transaction documents. This document cannot be reproduced except in full, without prior written approval of the Company. Any unauthorized alteration, forgery or falsification of the content or appearance of this document is unlawful and offenders may be prosecuted to the fullest extent of the law. Unless otherwise stated the results shown in this test report refer only to the sample(s) tested and such sample(s) are retained for 30 days only.

Attention: To check the authenticity of testing /inspection report & certificate, please contact us at telephone: (86-755) 8307 1443, or email: [CN.Doccheck@sgs.com](mailto:CN.Doccheck@sgs.com)

SGS-CSTC Standards Technical Services Co., Ltd.  
Shenzhen Branch Inspection & Testing Services Laboratory

No.1 Workshop, M-10, Middle Section, Science & Technology Park, Nanshan District, Shenzhen, Guangdong, China 518057 t (86-755) 26012053 f (86-755) 26710594 www.sgsgroup.com.cn  
中国·广东·深圳市南山区科技园中区M-10栋1号厂房 邮编: 518057 t (86-755) 26012053 f (86-755) 26710594 sgs.china@sgs.com



## 6 SAR System Verificaion Procedure

### 6.1 Tissue Simulate Liquid

#### 6.1.1 Recipes for Tissue Simulate Liquid

The bellowing tables give the recipes for tissue simulating liquids to be used in different frequency bands:

Ingredients (% by weight)	Frequency (MHz)				
	450	700-1000	1700-2000	2300-2500	2500-2700
Water	38.56	40.30	55.24	55.00	54.92
Salt (NaCl)	3.95	1.38	0.31	0.2	0.23
Sucrose	56.32	57.90	0	0	0
HEC	0.98	0.24	0	0	0
Bactericide	0.19	0.18	0	0	0
Tween	0	0	44.45	44.80	44.85
Salt: 99+% Pure Sodium Chloride Water: De-ionized, 16 MΩ+ resistivity Tween: Polyoxyethylene (20) sorbitan monolaurate Sucrose: 98+% Pure Sucrose HEC: Hydroxyethyl Cellulose					
HSL5GHz is composed of the following ingredients: (Manufactured by SPEAG) Water: 50-65% Mineral oil: 10-30% Emulsifiers: 8-25% Sodium salt: 0-1.5%					

Table 1 : Recipe of Tissue Simulate Liquid

## 6.1.2 Measurement for Tissue Simulate Liquid

The Conductivity ( $\sigma$ ) and Permittivity ( $\epsilon_r$ ) are listed in Table 2. For the SAR measurement given in this report.

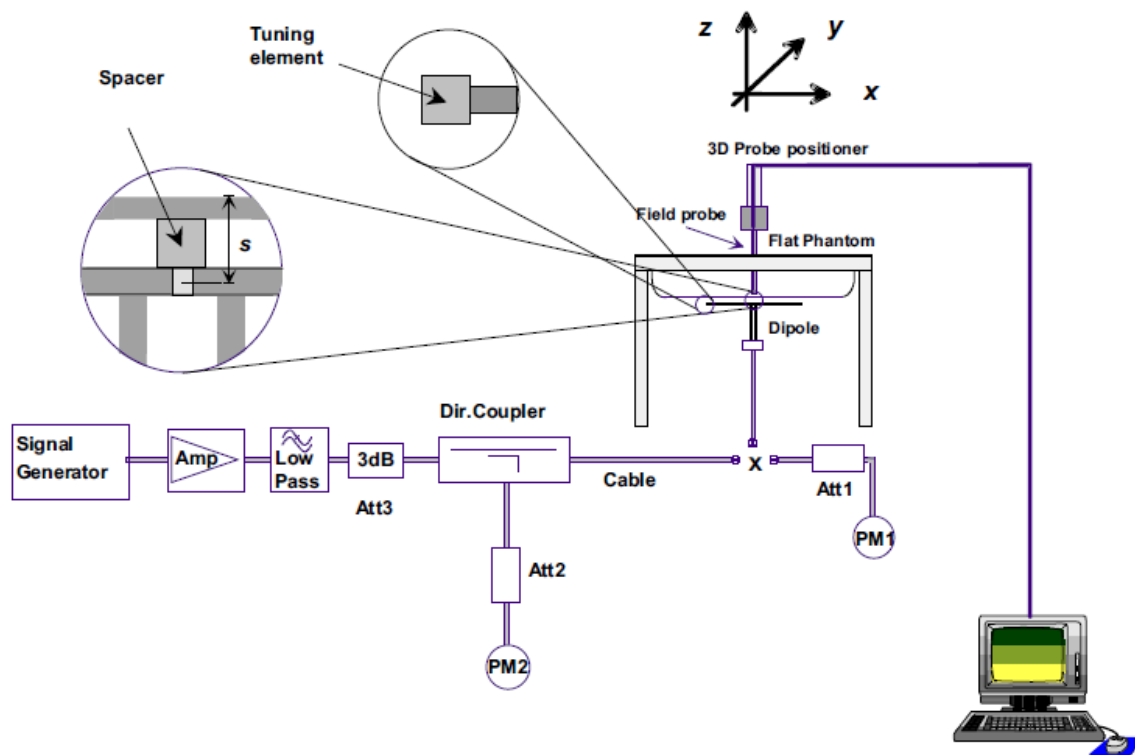
The temperature variation of the Tissue Simulate Liquids was  $22 \pm 2^\circ\text{C}$ .

Tissue Type	Measured Frequency (MHz)	Measured Tissue		Target Tissue ( $\pm 5\%$ )		Deviation (Within $\pm 5\%$ )		Liquid Temp. ( $^\circ\text{C}$ )	Test Date
		$\epsilon_r$	$\sigma(\text{S/m})$	$\epsilon_r$	$\sigma(\text{S/m})$	$\epsilon_r$	$\sigma(\text{S/m})$		
750 Head	750	40.709	0.913	41.90	0.89	-2.84%	2.58%	22.1	2025/6/23
1750 Head	1750	40.673	1.400	40.10	1.37	1.43%	2.19%	21.9	2025/6/24
1950 Head	1950	40.310	1.444	40.00	1.40	0.78%	3.14%	21.9	2025/6/24

Table 2 : Measurement result of Tissue electric parameters

### 6.2 SAR System Check

The microwave circuit arrangement for system Check is sketched in F-12. The daily system accuracy verification occurs within the flat section of the SAM phantom. A SAR measurement was performed to see if the measured SAR was within  $\pm 10\%$  from the target SAR values. The tests were conducted on the same days as the measurement of the EUT. The obtained results from the system accuracy verification are displayed in the following table (A power level of 250mW (below 3GHz) or 100mW (3-6GHz) was input to the dipole antenna). During the tests, the ambient temperature of the laboratory was in the range  $22\pm 2^\circ\text{C}$ , the relative humidity was in the range 60% and the liquid depth above the ear reference points was above  $15\pm 0.5\text{ cm}$  in all the cases. It is seen that the system is operating within its specification, as the results are within acceptable tolerance of the reference values.



F-12.The microwave circuit arrangement used for SAR system Check

## 6.2.1 Justification for Extended SAR Dipole Calibrations

1) Instead of the typical annual calibration recommended by measurement standards, longer calibration intervals of up to three years may be considered when it is demonstrated that the SAR target, impedance and return loss of a dipole have remain stable according to the following requirements. Each measured dipole is expected to evaluate with the following criteria at least on annual interval in Appendix C.

- a) There is no physical damage on the dipole;
- b) System check with specific dipole is within 10% of calibrated value;
- c) Return-loss is within 20% of calibrated measurement;
- d) Impedance is within  $5\Omega$  from the previous measurement.

2) Network analyzer probe calibration against air, distilled water and a shorting block performed before measuring liquid parameters.



Unless otherwise agreed in writing, this document is issued by the Company subject to its General Conditions of Service printed overleaf, available on request or accessible at <https://www.sgs.com/en/Terms-and-Conditions>. Attention is drawn to the limitation of liability, indemnification and jurisdiction issues defined therein. Any holder of this document is advised that information contained hereon reflects the Company's findings at the time of its intervention only and within the limits of Client's instructions, if any. The Company's sole responsibility is to its Client and this document does not exonerate parties to a transaction from exercising all their rights and obligations under the transaction documents. This document cannot be reproduced except in full, without prior written approval of the Company. Any unauthorized alteration, forgery or falsification of the content or appearance of this document is unlawful and offenders may be prosecuted to the fullest extent of the law. Unless otherwise stated the results shown in this test report refer only to the sample(s) tested and such sample(s) are retained for 30 days only.

Attention: To check the authenticity of testing /inspection report & certificate, please contact us at telephone: (86-755) 8307 1443, or email: [CN.Doccheck@sgs.com](mailto:CN.Doccheck@sgs.com)

SGS-CSTC Standards Technical Services Co., Ltd.  
Shenzhen Branch Inspection & Testing Services Laboratory

No.1 Workshop, M-10, Middle Section, Science & Technology Park, Nanshan District, Shenzhen, Guangdong, China 518057 t (86-755) 26012053 f (86-755) 26710594 www.sgs.com.cn  
中国·广东·深圳市南山区科技园中区M-10栋1号厂房 邮编: 518057 t (86-755) 26012053 f (86-755) 26710594 sgs.china@sgs.com

## 6.2.2 Summary System Check Result(s)

Validation Kit	Measured SAR 250mW	Measured SAR 250mW	Measured SAR (normalized to 1W)	Measured SAR (normalized to 1W)	Target SAR (normalized to 1W)	Target SAR (normalized to 1W)	Deviation (Within ±10% )		Liquid Temp. (℃)	Test Date
	1g (W/kg)	10g (W/kg)	1g (W/kg)	10g (W/kg)	1-g(W/kg)	10-g(W/kg)	1- g(W/kg)	10- g(W/kg)		
D750V3_Head	2.16	1.42	8.64	5.68	8.37	5.53	3.23%	2.71%	22.1	2025/6/23
D1750V2_Head	9.57	5.16	38.28	20.64	36.60	19.30	4.59%	6.94%	21.9	2025/6/24
D1950V3_Head	10.80	5.60	43.20	22.40	40.50	20.80	6.67%	7.69%	21.9	2025/6/24

Table 3 : SAR System Check Result

## 6.2.3 Detailed System Check Results

Please see the Appendix A



Unless otherwise agreed in writing, this document is issued by the Company subject to its General Conditions of Service printed overleaf, available on request or accessible at <https://www.sgs.com/en/Terms-and-Conditions>. Attention is drawn to the limitation of liability, indemnification and jurisdiction issues defined therein. Any holder of this document is advised that information contained hereon reflects the Company's findings at the time of its intervention only and within the limits of Client's instructions, if any. The Company's sole responsibility is to its Client and this document does not exonerate parties to a transaction from exercising all their rights and obligations under the transaction documents. This document cannot be reproduced except in full, without prior written approval of the Company. Any unauthorized alteration, forgery or falsification of the content or appearance of this document is unlawful and offenders may be prosecuted to the fullest extent of the law. Unless otherwise stated the results shown in this test report refer only to the sample(s) tested and such sample(s) are retained for 30 days only.

Attention: To check the authenticity of testing /inspection report & certificate, please contact us at telephone: (86-755) 8307 1443, or email: [CN.Doccheck@sgs.com](mailto:CN.Doccheck@sgs.com)

No.1 Workshop, M-10, Middle Section, Science & Technology Park, Nanshan District, Shenzhen, Guangdong, China 518057 t (86-755) 26012053 f (86-755) 26710594 www.sgs.com.cn  
中国·广东·深圳市南山区科技园中区M-10栋1号厂房 邮编: 518057 t (86-755) 26012053 f (86-755) 26710594 sgs.china@sgs.com



## 7 Test Configuration

### 7.1 Operation Configurations

#### 7.1.1 LTE CAT-M1 Test Configuration

##### 7.1.2 CatM1 Test Configuration

Establishing connections with base station simulators ensure a consistent means for testing SAR and are recommended for evaluating SAR [4]. The Radio Communication Analyzer was used for LTE output power measurements and SAR testing. Max power control was used so the UE transmits with maximum output power during SAR testing. SAR must be measured with the maximum TTI (transmit time interval) supported by the device in each LTE configuration.

#### A) Spectrum Plots for RB Configurations

A properly configured base station simulator was used for SAR tests and power measurements. Therefore, spectrum plots for RB configurations were not required to be included in this report.

#### B) MPR

MPR is permanently implemented for this device by the manufacturer. The specific manufacturer target MPR is indicated alongside the SAR results. MPR is enabled for this device, according to 3GPP TS36.521-1 Section 6.2.3EA under Table 6.2.3EA-2.

Modulation	Channel bandwidth / Transmission bandwidth ( $N_{RB}$ )						MPR (dB)
	1.4 MHz	3.0 MHz	5 MHz	10 MHz	15 MHz	20 MHz	
QPSK	>2	>2	>3	>5	-	-	$\leq 1$
QPSK	>5	>5	-	-	-	-	$\leq 2$
16 QAM	$\leq 2$	$\leq 2$	>3	>5	-	-	$\leq 1$
16QAM	>2	>2	>5	-	-	-	$\leq 2$

#### C) A-MPR

A-MPR (Additional MPR) has been disabled for all SAR tests by setting NS=01 on the base station simulator.

#### D) Largest channel bandwidth standalone SAR test requirements

##### 1) QPSK with 1 RB allocation

Start with the largest channel bandwidth and measure SAR for QPSK with 1 RB allocation, using the RB offset and required test channel combination with the highest maximum output power for RB offsets at the upper edge, middle and lower edge of each required test channel. When the reported SAR is  $\leq 50\%$  limit SAR value, testing of the remaining RB offset configurations and required test channels is not required for 1 RB allocation; otherwise, SAR is required for the remaining required test channels and only for the RB offset configuration with the highest output power for that channel. When the reported SAR of a required test channel is  $>90\%$  limit SAR value, SAR is required for all three RB offset configurations for that required test channel.

## SGS-CSTC Standards Technical Services Co., Ltd. Shenzhen Branch

SZSAR-TRF-01 Rev. A/0 May15,2023

Report No.: SZCR250600236303

Page: 30 of 46

### 2) QPSK with 50%RB

For QPSK with 50%RB, SAR is not required when the highest maximum output power for 50%RB is not higher than the maximum output power in 1 RB allocations and the highest reported SAR for 1 RB in 1) is  $\leq$  75% limit SAR value. Otherwise, SAR is only required measure for the worst case of 1RB allocation used the highest maximum output power channel and if the reported SAR is  $>$  90% limit SAR value, the remaining required test channels must also be tested.

### 3) QPSK 100%RB allocation

For QPSK 100% RB allocation, SAR is not required when the highest maximum output power for 100%RB allocation is not higher than the maximum output power in 1 RB allocations and the highest reported SAR for 1 RB in 1) is  $\leq$  75% limit SAR value. Otherwise, SAR is only required measure for the worst case of 1RB allocation used the highest maximum output power channel and if the reported SAR is  $>$  90% limit SAR value, the remaining required test channels must also be tested.

### 4) Higher order modulations

For each modulation besides QPSK; e.g., 16QAM, apply the QPSK procedures in above sections to determine the QAM configurations that may need SAR measurement. For each configuration identified as required for testing, SAR is required only when the highest maximum output power for the configuration in the higher order modulation is  $>$   $\frac{1}{2}$  dB higher than the same configuration in QPSK or when the reported SAR for the QPSK configuration is  $>$  90% limit SAR value.

### E) Other channel bandwidth standalone SAR test requirements

For the other channel bandwidths used by the device in a frequency band, apply all the procedures required for the largest channel bandwidth in section A) to determine the channels and RB configurations that need SAR testing and only measure SAR when the highest maximum output power of a configuration requiring testing in the smaller channel bandwidth is  $>$   $\frac{1}{2}$  dB higher than the equivalent channel configurations in the largest channel bandwidth configuration or the reported SAR of a configuration for the largest channel bandwidth is  $>$  90% limit SAR value.



Unless otherwise agreed in writing, this document is issued by the Company subject to its General Conditions of Service printed overleaf, available on request or accessible at <https://www.sgs.com/en/Terms-and-Conditions>. Attention is drawn to the limitation of liability, indemnification and jurisdiction issues defined therein. Any holder of this document is advised that information contained hereon reflects the Company's findings at the time of its intervention only and within the limits of Client's instructions, if any. The Company's sole responsibility is to its Client and this document does not exonerate parties to a transaction from exercising all their rights and obligations under the transaction documents. This document cannot be reproduced except in full, without prior written approval of the Company. Any unauthorized alteration, forgery or falsification of the content or appearance of this document is unlawful and offenders may be prosecuted to the fullest extent of the law. Unless otherwise stated the results shown in this test report refer only to the sample(s) tested and such sample(s) are retained for 30 days only.

Attention: To check the authenticity of testing /inspection report & certificate, please contact us at telephone: (86-755) 8307 1443, or email: [CN.Doccheck@sgs.com](mailto:CN.Doccheck@sgs.com)

No.1 Workshop, M-10, Middle Section, Science & Technology Park, Nanshan District, Shenzhen, Guangdong, China 518057 t (86-755) 26012053 f (86-755) 26710594 www.sgs.com.cn  
 中国·广东·深圳市南山区科技园中区M-10栋1号厂房 邮编: 518057 t (86-755) 26012053 f (86-755) 26710594 sgs.china@sgs.com

## 8 Test Result

### 8.1 Measurement of RF Conducted Power

#### 8.1.1 Conducted Power of Legacy

LTE Band 2				Conducted Power(dBm)			
Bandwidth	Modulation	RB size	RB offset	Channel	Channel	Channel	Tune up
				18607	18900	19193	
1.4MHz	QPSK	1	0	21.22	21.26	21.25	22.00
		1	2	21.12	21.36	21.33	22.00
		1	5	20.92	21.25	21.15	22.00
		3	0	21.03	21.24	21.18	22.00
		3	2	21.21	21.33	21.23	22.00
		3	3	20.99	21.19	21.15	22.00
		6	0	20.13	20.45	20.39	21.00
	16QAM	1	0	20.84	20.30	20.33	21.00
		1	2	20.08	20.27	20.35	21.00
		1	5	20.04	20.42	20.15	21.00
		3	0	20.41	20.45	20.21	21.00
		3	2	20.44	20.37	20.42	21.00
		3	3	20.35	20.21	20.44	21.00
		6	0	20.39	19.97	20.07	20.50
Bandwidth	Modulation	RB size	RB offset	Channel	Channel	Channel	Tune up
				18615	18900	19185	
3MHz	QPSK	1	0	21.23	21.67	21.35	22.00
		1	2	20.95	21.21	21.52	22.00
		1	5	20.84	21.07	21.34	22.00
		3	0	20.07	20.11	20.12	21.00
		3	2	20.02	20.09	20.11	21.00
		3	3	20.06	20.07	20.16	21.00
		6	0	20.02	20.52	20.25	21.00
	16QAM	1	0	20.87	20.51	20.15	21.00
		1	2	20.05	20.25	19.93	21.00
		1	5	19.85	20.57	20.25	21.00
		3	0	19.84	19.86	19.83	20.50
		3	2	19.78	19.93	19.83	20.50
		3	3	19.91	20.01	19.85	20.50
		6	0	20.46	20.30	20.14	20.50



Unless otherwise agreed in writing, this document is issued by the Company subject to its General Conditions of Service printed overleaf, available on request or accessible at <https://www.sgs.com/en/Terms-and-Conditions>. Attention is drawn to the limitation of liability, indemnification and jurisdiction issues defined therein. Any holder of this document is advised that information contained hereon reflects the Company's findings at the time of its intervention only and within the limits of Client's instructions, if any. The Company's sole responsibility is to its Client and this document does not exonerate parties to a transaction from exercising all their rights and obligations under the transaction documents. This document cannot be reproduced except in full, without prior written approval of the Company. Any unauthorized alteration, forgery or falsification of the content or appearance of this document is unlawful and offenders may be prosecuted to the fullest extent of the law. Unless otherwise stated the results shown in this test report refer only to the sample(s) tested and such sample(s) are retained for 30 days only.

Attention: To check the authenticity of testing / inspection report & certificate, please contact us at telephone: (86-755) 8307 1443, or email: [CN.Doccheck@sgs.com](mailto:CN.Doccheck@sgs.com)

No.1 Workshop, M-10, Middle Section, Science & Technology Park, Nanshan District, Shenzhen, Guangdong, China 518057 t (86-755) 26012053 f (86-755) 26710594 www.sgs.com.cn  
 中国·广东·深圳市南山区科技园中区M-10栋1号厂房 邮编: 518057 t (86-755) 26012053 f (86-755) 26710594 sgs.china@sgs.com

## SGS-CSTC Standards Technical Services Co., Ltd. Shenzhen Branch

SZSAR-TRF-01 Rev. A/0 May15,2023

Report No.: SZCR250600236303

Page: 32 of 46

Bandwidth	Modulation	RB size	RB offset	Channel	Channel	Channel	Tune up
				18625	18900	19175	
5MHz	QPSK	1	0	21.12	21.36	21.27	22.00
		1	2	21.12	21.32	21.75	22.00
		1	5	20.95	21.15	21.31	22.00
		3	0	19.94	20.01	20.07	21.00
		3	2	19.92	20.14	19.96	21.00
		3	3	20.05	20.03	19.99	21.00
		6	0	19.91	20.43	20.25	21.00
	16QAM	1	0	20.84	20.38	20.11	21.00
		1	2	19.96	19.95	20.05	21.00
		1	5	20.02	20.28	20.54	21.00
		3	0	20.09	20.04	19.88	20.50
		3	2	19.99	19.97	19.86	20.50
		3	3	19.79	19.92	19.89	20.50
		6	0	20.36	20.16	20.13	20.50
Bandwidth	Modulation	RB size	RB offset	Channel	Channel	Channel	Tune up
				18650	18900	19150	
10MHz	QPSK	1	0	21.35	21.60	21.44	22.00
		1	2	21.54	21.34	21.71	22.00
		1	5	21.17	21.38	21.28	22.00
		3	0	20.06	20.19	20.24	21.00
		3	2	20.21	20.15	20.17	21.00
		3	3	20.08	20.07	20.12	21.00
		6	0	19.92	20.57	20.36	21.00
	16QAM	1	0	20.48	20.42	19.98	21.00
		1	2	20.27	20.03	20.34	21.00
		1	5	19.88	20.29	20.63	21.00
		3	0	20.11	19.96	19.88	20.50
		3	2	19.88	19.92	19.93	20.50
		3	3	20.21	19.92	19.86	20.50
		6	0	20.13	20.21	20.04	20.50
Bandwidth	Modulation	RB size	RB offset	Channel	Channel	Channel	Tune up
				18675	18900	19125	
15MHz	QPSK	1	0	21.37	21.53	21.26	22.00
		1	2	21.56	21.67	21.71	22.00
		1	5	21.17	21.32	21.22	22.00
		3	0	20.11	20.17	20.16	21.00
		3	2	20.15	20.05	20.11	21.00
		3	3	20.13	20.11	20.09	21.00



Unless otherwise agreed in writing, this document is issued by the Company subject to its General Conditions of Service printed overleaf, available on request or accessible at <https://www.sgs.com/en/Terms-and-Conditions>. Attention is drawn to the limitation of liability, indemnification and jurisdiction issues defined therein. Any holder of this document is advised that information contained hereon reflects the Company's findings at the time of its intervention only and within the limits of Client's instructions, if any. The Company's sole responsibility is to its Client and this document does not exonerate parties to a transaction from exercising all their rights and obligations under the transaction documents. This document cannot be reproduced except in full, without prior written approval of the Company. Any unauthorized alteration, forgery or falsification of the content or appearance of this document is unlawful and offenders may be prosecuted to the fullest extent of the law. Unless otherwise stated the results shown in this test report refer only to the sample(s) tested and such sample(s) are retained for 30 days only.

Attention: To check the authenticity of testing / inspection report & certificate, please contact us at telephone: (86-755) 8307 1443, or email: [CN.Doccheck@sgs.com](mailto:CN.Doccheck@sgs.com)

No.1 Workshop, M-10, Middle Section, Science & Technology Park, Nanshan District, Shenzhen, Guangdong, China 518057 t (86-755) 26012053 f (86-755) 26710594 www.sgs.com.cn  
 中国·广东·深圳市南山区科技园中区M-10栋1号厂房 邮编: 518057 t (86-755) 26012053 f (86-755) 26710594 sgs.china@sgs.com



## SGS-CSTC Standards Technical Services Co., Ltd. Shenzhen Branch

SZSAR-TRF-01 Rev. A/0 May15,2023

Report No.: SZCR250600236303

Page: 33 of 46

		6	0	20.11	20.53	20.34	21.00
		1	0	20.68	20.16	19.95	21.00
		1	2	19.98	20.02	20.03	21.00
		1	5	20.14	20.23	20.71	21.00
		3	0	19.91	20.03	19.85	20.50
		3	2	19.89	19.92	19.93	20.50
		3	3	20.18	19.93	19.91	20.50
		6	0	20.18	20.23	20.19	20.50
Bandwidth	Modulation	RB size	RB offset	Channel	Channel	Channel	Tune up
				18700	18900	19100	
20MHz	QPSK	1	0	21.45	21.49	21.38	22.00
		1	2	21.52	21.48	21.75	22.00
		1	5	21.25	21.31	21.35	22.00
		3	0	20.07	20.15	20.06	21.00
		3	2	20.27	20.12	20.27	21.00
		3	3	20.21	20.15	20.14	21.00
		6	0	20.22	20.52	20.24	21.00
	16QAM	1	0	20.12	20.06	19.99	21.00
		1	2	19.89	20.26	20.11	21.00
		1	5	20.47	20.01	20.81	21.00
		3	0	20.08	19.84	19.98	20.50
		3	2	20.08	19.96	19.94	20.50
		3	3	20.17	19.83	19.92	20.50
		6	0	20.23	20.36	20.14	20.50

LTE Band 4				Conducted Power(dBm)			
Bandwidth	Modulation	RB size	RB offset	Channel	Channel	Channel	Tune up
				19957	20175	20393	
1.4MHz	QPSK	1	0	<b>21.68</b>	21.06	21.08	22.00
		1	2	21.45	20.83	21.15	22.00
		1	5	21.44	21.26	20.92	22.00
		3	0	20.99	20.69	20.83	22.00
		3	2	21.09	20.69	20.94	22.00
		3	3	20.57	20.74	20.92	22.00
		6	0	20.38	20.09	19.86	21.00
	16QAM	1	0	20.23	20.17	20.01	21.00
		1	2	20.73	20.05	20.07	21.00
		1	5	20.74	20.13	20.36	21.00
		3	0	19.91	20.24	19.97	21.00



Unless otherwise agreed in writing, this document is issued by the Company subject to its General Conditions of Service printed overleaf, available on request or accessible at <https://www.sgs.com/en/Terms-and-Conditions>. Attention is drawn to the limitation of liability, indemnification and jurisdiction issues defined therein. Any holder of this document is advised that information contained hereon reflects the Company's findings at the time of its intervention only and within the limits of Client's instructions, if any. The Company's sole responsibility is to its Client and this document does not exonerate parties to a transaction from exercising all their rights and obligations under the transaction documents. This document cannot be reproduced except in full, without prior written approval of the Company. Any unauthorized alteration, forgery or falsification of the content or appearance of this document is unlawful and offenders may be prosecuted to the fullest extent of the law. Unless otherwise stated the results shown in this test report refer only to the sample(s) tested and such sample(s) are retained for 30 days only.

Attention: To check the authenticity of testing / inspection report & certificate, please contact us at telephone: (86-755) 8307 1443, or email: [CN.Doccheck@sgs.com](mailto:CN.Doccheck@sgs.com)

No.1 Workshop, M-10, Middle Section, Science & Technology Park, Nanshan District, Shenzhen, Guangdong, China 518057 t (86-755) 26012053 f (86-755) 26710594 www.sgs.com.cn  
 中国·广东·深圳市南山区科技园中区M-10栋1号厂房 邮编: 518057 t (86-755) 26012053 f (86-755) 26710594 sgs.china@sgs.com



## SGS-CSTC Standards Technical Services Co., Ltd. Shenzhen Branch

SZSAR-TRF-01 Rev. A/0 May15,2023

Report No.: SZCR250600236303

Page: 34 of 46

		3	2	19.79	20.08	20.07	21.00
		3	3	20.06	19.88	20.16	21.00
		6	0	20.16	19.97	20.11	20.50
Bandwidth	Modulation	RB size	RB offset	Channel	Channel	Channel	Tune up
				19965	20175	20385	
3MHz	QPSK	1	0	21.23	21.22	20.81	22.00
		1	2	21.42	21.26	21.09	22.00
		1	5	21.41	21.12	20.95	22.00
		3	0	20.41	20.56	20.53	21.00
		3	2	20.55	20.49	20.35	21.00
		3	3	20.48	20.37	20.25	21.00
		6	0	20.43	20.56	19.81	21.00
	16QAM	1	0	21.68	20.52	20.38	21.00
		1	2	20.71	19.97	20.11	21.00
		1	5	20.69	20.18	20.71	21.00
		3	0	19.87	20.26	19.95	20.50
		3	2	19.82	20.03	20.11	20.50
		3	3	20.17	20.17	19.98	20.50
		6	0	20.14	20.32	20.08	20.50
Bandwidth	Modulation	RB size	RB offset	Channel	Channel	Channel	Tune up
				19975	20175	20375	
5MHz	QPSK	1	0	21.63	21.05	21.11	22.00
		1	2	21.22	20.98	21.25	22.00
		1	5	21.38	20.92	21.03	22.00
		3	0	20.49	20.11	20.18	21.00
		3	2	20.47	20.11	20.29	21.00
		3	3	20.39	20.26	20.26	21.00
		6	0	20.45	20.54	19.92	21.00
	16QAM	1	0	21.66	20.49	20.06	21.00
		1	2	20.72	19.92	20.05	21.00
		1	5	20.68	20.54	20.39	21.00
		3	0	19.97	20.25	20.47	20.50
		3	2	19.81	20.37	19.99	20.50
		3	3	20.12	19.97	20.11	20.50
		6	0	20.12	20.35	20.29	20.50
Bandwidth	Modulation	RB size	RB offset	Channel	Channel	Channel	Tune up
				20000	20175	20350	
10MHz	QPSK	1	0	21.26	21.05	21.18	22.00
		1	2	21.13	20.93	21.27	22.00
		1	5	21.47	21.04	21.01	22.00



SGS-CSTC Standards Technical Services Co., Ltd.  
Shenzhen Branch Inspection & Testing Services Laboratory

Unless otherwise agreed in writing, this document is issued by the Company subject to its General Conditions of Service printed overleaf, available on request or accessible at <https://www.sgs.com/en/Terms-and-Conditions>. Attention is drawn to the limitation of liability, indemnification and jurisdiction issues defined therein. Any holder of this document is advised that information contained herein reflects the Company's findings at the time of its intervention only and within the limits of Client's instructions, if any. The Company's sole responsibility is to its Client and this document does not exonerate parties to a transaction from exercising all their rights and obligations under the transaction documents. This document cannot be reproduced except in full, without prior written approval of the Company. Any unauthorized alteration, forgery or falsification of the content or appearance of this document is unlawful and offenders may be prosecuted to the fullest extent of the law. Unless otherwise stated the results shown in this test report refer only to the sample(s) tested and such sample(s) are retained for 30 days only.

Attention: To check the authenticity of testing / inspection report & certificate, please contact us at telephone: (86-755) 8307 1443, or email: [CN.Doccheck@sgs.com](mailto:CN.Doccheck@sgs.com)

No.1 Workshop, M-10, Middle Section, Science & Technology Park, Nanshan District, Shenzhen, Guangdong, China 518057 t (86-755) 26012053 f (86-755) 26710594 www.sgs.com.cn  
中国·广东·深圳市南山区科技园中区M-10栋1号厂房 邮编: 518057 t (86-755) 26012053 f (86-755) 26710594 sgs.china@sgs.com

## SGS-CSTC Standards Technical Services Co., Ltd. Shenzhen Branch

SZSAR-TRF-01 Rev. A/0 May15,2023

Report No.: SZCR250600236303

Page: 35 of 46

		3	0	20.47	20.11	20.36	21.00
		3	2	20.49	20.16	20.38	21.00
		3	3	20.41	20.28	20.32	21.00
		6	0	20.35	20.11	19.92	21.00
	16QAM	1	0	21.61	20.56	19.98	21.00
		1	2	20.73	20.18	19.75	21.00
		1	5	20.55	20.46	20.69	21.00
		3	0	19.89	20.28	20.46	20.50
		3	2	20.16	19.89	20.24	20.50
		3	3	20.11	19.89	20.18	20.50
		6	0	20.26	20.34	20.18	20.50
Bandwidth	Modulation	RB size	RB offset	Channel	Channel	Channel	Tune up
				20025	20175	20325	
15MHz	QPSK	1	0	21.22	21.38	21.25	22.00
		1	2	21.45	21.06	21.26	22.00
		1	5	20.99	21.03	20.86	22.00
		3	0	20.45	20.18	20.35	21.00
		3	2	20.47	20.11	20.33	21.00
		3	3	20.47	20.22	20.38	21.00
		6	0	20.43	20.13	20.01	21.00
	16QAM	1	0	20.63	20.55	20.38	21.00
		1	2	20.77	20.32	20.25	21.00
		1	5	20.49	20.47	20.74	21.00
		3	0	19.97	20.28	19.98	20.50
		3	2	20.05	20.35	20.02	20.50
		3	3	20.05	19.88	19.99	20.50
		6	0	20.11	19.93	20.04	20.50
Bandwidth	Modulation	RB size	RB offset	Channel	Channel	Channel	Tune up
				20050	20175	20300	
20MHz	QPSK	1	0	21.33	20.93	21.23	22.00
		1	2	21.22	21.08	21.22	22.00
		1	5	21.01	21.06	20.82	22.00
		3	0	20.49	20.46	20.31	21.00
		3	2	20.49	20.07	20.21	21.00
		3	3	20.44	20.27	20.25	21.00
		6	0	20.39	20.51	19.85	21.00
	16QAM	1	0	21.68	20.35	20.47	21.00
		1	2	20.46	20.36	20.49	21.00
		1	5	20.70	20.49	20.75	21.00
		3	0	19.88	19.88	20.14	20.50



Unless otherwise agreed in writing, this document is issued by the Company subject to its General Conditions of Service printed overleaf, available on request or accessible at <https://www.sgs.com/en/Terms-and-Conditions>. Attention is drawn to the limitation of liability, indemnification and jurisdiction issues defined therein. Any holder of this document is advised that information contained hereon reflects the Company's findings at the time of its intervention only and within the limits of Client's instructions, if any. The Company's sole responsibility is to its Client and this document does not exonerate parties to a transaction from exercising all their rights and obligations under the transaction documents. This document cannot be reproduced except in full, without prior written approval of the Company. Any unauthorized alteration, forgery or falsification of the content or appearance of this document is unlawful and offenders may be prosecuted to the fullest extent of the law. Unless otherwise stated the results shown in this test report refer only to the sample(s) tested and such sample(s) are retained for 30 days only.

Attention: To check the authenticity of testing / inspection report & certificate, please contact us at telephone: (86-755) 8307 1443, or email: [CN.Doccheck@sgs.com](mailto:CN.Doccheck@sgs.com)

No.1 Workshop, M-10, Middle Section, Science & Technology Park, Nanshan District, Shenzhen, Guangdong, China 518057 t (86-755) 26012053 f (86-755) 26710594 www.sgs.com.cn  
 中国·广东·深圳市南山区科技园中区M-10栋1号厂房 邮编: 518057 t (86-755) 26012053 f (86-755) 26710594 sgs.china@sgs.com

## SGS-CSTC Standards Technical Services Co., Ltd. Shenzhen Branch

SZSAR-TRF-01 Rev. A/0 May15,2023

Report No.: SZCR250600236303

Page: 36 of 46

		3	2	19.78	20.09	20.34	20.50
		3	3	20.06	19.88	20.02	20.50
		6	0	20.97	19.95	20.28	20.50

LTE FDD Band 12				Conducted Power(dBm)			
Bandwidth	Modulation	RB size	RB offset	Channel	Channel	Channel	Tune up
				23017	23095	23173	
1.4MHz	QPSK	1	0	21.38	21.07	20.99	22.00
		1	2	21.19	20.85	21.16	22.00
		1	5	21.14	20.83	20.99	22.00
		3	0	20.53	20.68	20.95	22.00
		3	2	20.67	20.74	20.90	22.00
		3	3	20.60	20.78	20.83	22.00
		6	0	20.17	20.21	20.07	21.00
	16QAM	1	0	20.56	20.52	20.09	21.00
		1	2	20.11	20.03	20.23	21.00
		1	5	20.17	19.87	20.16	21.00
		3	0	20.23	20.23	20.24	21.00
		3	2	19.72	20.09	20.31	21.00
		3	3	19.89	20.17	20.27	21.00
		6	0	20.09	19.98	20.18	20.50
Bandwidth	Modulation	RB size	RB offset	Channel	Channel	Channel	Tune up
				23025	23095	23165	
3MHz	QPSK	1	0	21.14	21.16	21.21	22.00
		1	2	21.10	20.66	21.08	22.00
		1	5	21.08	20.79	20.73	22.00
		3	0	20.27	20.17	20.37	21.00
		3	2	19.95	20.19	20.48	21.00
		3	3	20.05	20.29	20.39	21.00
		6	0	20.25	20.29	20.07	21.00
	16QAM	1	0	20.35	20.19	19.58	21.00
		1	2	20.58	19.69	19.97	21.00
		1	5	20.53	19.54	20.45	21.00
		3	0	19.47	19.83	20.38	20.50
		3	2	19.55	19.75	19.86	20.50
		3	3	20.02	19.72	20.37	20.50
		6	0	20.17	20.04	20.16	20.50
Bandwidth	Modulation	RB size	RB offset	Channel	Channel	Channel	Tune up
				23035	23095	23155	



SGS-CSTC Standards Technical Services Co., Ltd.  
Shenzhen Branch Inspection & Testing Services Laboratory

Unless otherwise agreed in writing, this document is issued by the Company subject to its General Conditions of Service printed overleaf, available on request or accessible at <https://www.sgs.com/en/Terms-and-Conditions>. Attention is drawn to the limitation of liability, indemnification and jurisdiction issues defined therein. Any holder of this document is advised that information contained hereon reflects the Company's findings at the time of its intervention only and within the limits of Client's instructions, if any. The Company's sole responsibility is to its Client and this document does not exonerate parties to a transaction from exercising all their rights and obligations under the transaction documents. This document cannot be reproduced except in full, without prior written approval of the Company. Any unauthorized alteration, forgery or falsification of the content or appearance of this document is unlawful and offenders may be prosecuted to the fullest extent of the law. Unless otherwise stated the results shown in this test report refer only to the sample(s) tested and such sample(s) are retained for 30 days only.

Attention: To check the authenticity of testing / inspection report & certificate, please contact us at telephone: (86-755) 8307 1443, or email: [CN.Doccheck@sgs.com](mailto:CN.Doccheck@sgs.com)

No.1 Workshop, M-10, Middle Section, Science & Technology Park, Nanshan District, Shenzhen, Guangdong, China 518057 t (86-755) 26012053 f (86-755) 26710594 www.sgs.com.cn  
中国·广东·深圳市南山区科技园中区M-10栋1号厂房 邮编: 518057 t (86-755) 26012053 f (86-755) 26710594 sgs.china@sgs.com

## SGS-CSTC Standards Technical Services Co., Ltd. Shenzhen Branch

SZSAR-TRF-01 Rev. A/0 May15,2023

Report No.: SZCR250600236303

Page: 37 of 46

5MHz	QPSK	1	0	21.09	21.08	20.91	22.00
		1	2	21.17	20.93	21.21	22.00
		1	5	20.67	20.56	20.92	22.00
		3	0	19.89	20.15	20.33	21.00
		3	2	20.04	20.14	20.42	21.00
		3	3	20.11	20.16	20.39	21.00
		6	0	20.34	20.37	20.11	21.00
	16QAM	1	0	20.85	20.57	19.92	21.00
		1	2	20.38	19.58	20.46	21.00
		1	5	20.49	19.97	20.25	21.00
		3	0	19.59	19.79	20.35	20.50
		3	2	19.43	19.78	20.24	20.50
		3	3	20.07	19.99	20.23	20.50
		6	0	20.23	20.11	20.31	20.50
Bandwidth	Modulation	RB size	RB offset	Channel	Channel	Channel	Tune up
				23060	23095	23130	
10MHz	QPSK	1	0	21.03	21.29	21.01	22.00
		1	2	21.17	20.97	21.25	22.00
		1	5	20.99	20.96	20.97	22.00
		3	0	19.97	20.44	20.19	21.00
		3	2	20.14	20.19	20.43	21.00
		3	3	20.11	20.19	20.34	21.00
		6	0	20.34	20.26	20.05	21.00
	16QAM	1	0	20.81	19.85	20.23	21.00
		1	2	20.83	20.22	20.67	21.00
		1	5	20.65	19.83	20.51	21.00
		3	0	19.74	20.21	20.55	20.50
		3	2	19.74	19.81	20.29	20.50
		3	3	20.07	19.99	20.35	20.50
		6	0	20.55	20.08	20.36	20.50

LTE FDD Band 13				Conducted Power(dBm)			
Bandwidth	Modulation	RB size	RB offset	Channel	Channel	Channel	Tune up
				/	23230	/	
5MHz	QPSK	1	0	21.61	21.22	21.05	22.00
		1	2	21.77	21.38	21.37	22.00
		1	5	21.54	21.28	21.22	22.00
		3	0	20.66	20.27	20.37	21.00
		3	2	20.72	20.18	20.37	21.00



Unless otherwise agreed in writing, this document is issued by the Company subject to its General Conditions of Service printed overleaf, available on request or accessible at <https://www.sgs.com/en/Terms-and-Conditions>. Attention is drawn to the limitation of liability, indemnification and jurisdiction issues defined therein. Any holder of this document is advised that information contained hereon reflects the Company's findings at the time of its intervention only and within the limits of Client's instructions, if any. The Company's sole responsibility is to its Client and this document does not exonerate parties to a transaction from exercising all their rights and obligations under the transaction documents. This document cannot be reproduced except in full, without prior written approval of the Company. Any unauthorized alteration, forgery or falsification of the content or appearance of this document is unlawful and offenders may be prosecuted to the fullest extent of the law. Unless otherwise stated the results shown in this test report refer only to the sample(s) tested and such sample(s) are retained for 30 days only.

Attention: To check the authenticity of testing / inspection report & certificate, please contact us at telephone: (86-755) 8307 1443, or email: [CN.Doccheck@sgs.com](mailto:CN.Doccheck@sgs.com)

No.1 Workshop, M-10, Middle Section, Science & Technology Park, Nanshan District, Shenzhen, Guangdong, China 518057 t (86-755) 26012053 f (86-755) 26710594 www.sgs.com.cn  
 中国·广东·深圳市南山区科技园中区M-10栋1号厂房 邮编: 518057 t (86-755) 26012053 f (86-755) 26710594 sgs.china@sgs.com

## SGS-CSTC Standards Technical Services Co., Ltd. Shenzhen Branch

SZSAR-TRF-01 Rev. A/0 May15,2023

Report No.: SZCR250600236303

Page: 38 of 46

		3	3	20.69	20.26	20.46	21.00
		6	0	20.81	20.26	20.03	21.00
	16QAM	1	0	20.75	20.87	20.98	21.00
		1	2	20.83	20.77	20.66	21.00
		1	5	20.99	20.21	20.44	21.00
		3	0	20.47	20.27	20.22	20.50
		3	2	20.36	20.21	20.09	20.50
		3	3	20.06	20.15	20.27	20.50
		6	0	20.12	20.37	20.11	20.50
Bandwidth	Modulation	RB size	RB offset	Channel	Channel	Channel	Tune up
				/	23230	/	
10MHz	QPSK	1	0	/	21.38	/	22.00
		1	2	/	20.94	/	22.00
		1	5	/	21.13	/	22.00
		3	0	/	20.37	/	21.00
		3	2	/	20.29	/	21.00
		3	3	/	20.26	/	21.00
		6	0	/	20.38	/	21.00
	16QAM	1	0	/	20.47	/	21.00
		1	2	/	20.44	/	21.00
		1	5	/	20.38	/	21.00
		3	0	/	20.39	/	20.50
		3	2	/	19.97	/	20.50
		3	3	/	20.09	/	20.50
		6	0	/	20.37	/	20.50



Unless otherwise agreed in writing, this document is issued by the Company subject to its General Conditions of Service printed overleaf, available on request or accessible at <https://www.sgs.com/en/Terms-and-Conditions>. Attention is drawn to the limitation of liability, indemnification and jurisdiction issues defined therein. Any holder of this document is advised that information contained hereon reflects the Company's findings at the time of its intervention only and within the limits of Client's instructions, if any. The Company's sole responsibility is to its Client and this document does not exonerate parties to a transaction from exercising all their rights and obligations under the transaction documents. This document cannot be reproduced except in full, without prior written approval of the Company. Any unauthorized alteration, forgery or falsification of the content or appearance of this document is unlawful and offenders may be prosecuted to the fullest extent of the law. Unless otherwise stated the results shown in this test report refer only to the sample(s) tested and such sample(s) are retained for 30 days only.

Attention: To check the authenticity of testing /inspection report & certificate, please contact us at telephone: (86-755) 8307 1443, or email: [CN.Doccheck@sgs.com](mailto:CN.Doccheck@sgs.com)

SGS-CSTC Standards Technical Services Co., Ltd. Shenzhen Branch (Shenzhen) Laboratory. No.1 Workshop, M-10, Middle Section, Science & Technology Park, Nanshan District, Shenzhen, Guangdong, China 518057 t (86-755) 26012053 f (86-755) 26710594 www.sgs.com.cn  
中国·广东·深圳市南山区科技园中区M-10栋1号厂房 邮编: 518057 t (86-755) 26012053 f (86-755) 26710594 sgs.china@sgs.com



## 8.2 Measurement of SAR Data

### Note:

- 1) The maximum Scaled SAR value is marked in bold. Graph results refer to Appendix B.
- 2) Per KDB 447498 D04, testing of other required channels within the operating mode of a frequency band is not required when the reported 1-g or 10-g SAR for the mid-band or highest output power channel is:
  - $\leq 0.8\text{W/kg}$  for 1-g or  $2.0\text{W/kg}$  for 10-g respectively, when the transmission band is  $\leq 100\text{MHz}$ .
  - $\leq 0.6\text{ W/kg}$  or  $1.5\text{ W/kg}$ , for 1-g or 10-g respectively, when the transmission band is between 100 MHz and 200 MHz.
  - $\leq 0.4\text{ W/kg}$  or  $1.0\text{ W/kg}$ , for 1-g or 10-g respectively, when the transmission band is  $\geq 200\text{ MHz}$ .



Unless otherwise agreed in writing, this document is issued by the Company subject to its General Conditions of Service printed overleaf, available on request or accessible at <https://www.sgs.com/en/Terms-and-Conditions>. Attention is drawn to the limitation of liability, indemnification and jurisdiction issues defined therein. Any holder of this document is advised that information contained hereon reflects the Company's findings at the time of its intervention only and within the limits of Client's instructions, if any. The Company's sole responsibility is to its Client and this document does not exonerate parties to a transaction from exercising all their rights and obligations under the transaction documents. This document cannot be reproduced except in full, without prior written approval of the Company. Any unauthorized alteration, forgery or falsification of the content or appearance of this document is unlawful and offenders may be prosecuted to the fullest extent of the law. Unless otherwise stated the results shown in this test report refer only to the sample(s) tested and such sample(s) are retained for 30 days only.

Attention: To check the authenticity of testing /inspection report & certificate, please contact us at telephone: (86-755) 8307 1443, or email: [CN.Doccheck@sgs.com](mailto:CN.Doccheck@sgs.com)

SGS-CSTC Standards Technical Services Co., Ltd.  
Shenzhen Branch (Shenzhen) Laboratory

No.1 Workshop, M-10, Middle Section, Science & Technology Park, Nanshan District, Shenzhen, Guangdong, China 518057 t (86-755) 26012053 f (86-755) 26710594 www.sgs.com.cn  
中国·广东·深圳市南山区科技园中区M-10栋1号厂房 邮编: 518057 t (86-755) 26012053 f (86-755) 26710594 sgs.china@sgs.com

# SGS-CSTC Standards Technical Services Co., Ltd. Shenzhen Branch

SZSAR-TRF-01 Rev. A/0 May15,2023

Report No.: SZCR250600236303

Page: 40 of 46

## 8.2.1 SAR Result of LTE Band 2

LTE Band 2 SAR Test Record												
Test position	BW	Test mode	Test ch./Freq.	Duty Cycle	SAR (W/kg) 1-g	SAR (W/kg) 10-g	Power drift (dB)	Conducted Power(dBm)	Tune up Limit(dBm)	Scaled factor	Scaled SAR 10-g (W/kg)	Liquid Temp.(℃)
Extremity Test data (Separate 0mm 1RB)												
Front side	20	QPSK 1_2	19100/1900	1:1	0.512	0.271	-0.05	21.75	22.00	1.059	0.287	21.9
Back side	20	QPSK 1_2	19100/1900	1:1	0.383	0.216	-0.10	21.75	22.00	1.059	0.229	21.9
Edge1	20	QPSK 1_2	19100/1900	1:1	0.009	0.004	0.02	21.75	22.00	1.059	0.004	21.9
Edge2	20	QPSK 1_2	19100/1900	1:1	0.807	0.452	0.08	21.75	22.00	1.059	<b>0.479</b>	21.9
Edge3	20	QPSK 1_2	19100/1900	1:1	0.011	0.005	0.05	21.75	22.00	1.059	0.005	21.9
Edge4	20	QPSK 1_2	19100/1900	1:1	0.032	0.016	-0.03	21.75	22.00	1.059	0.017	21.9
Extremity Test data (Separate 0mm 50%RB)												
Front side	20	QPSK 3_2	19100/1900	1:1	0.455	0.241	0.01	20.27	21.00	1.183	0.285	21.9
Back side	20	QPSK 3_2	19100/1900	1:1	0.362	0.192	0.09	20.27	21.00	1.183	0.227	21.9
Edge1	20	QPSK 3_2	19100/1900	1:1	0.007	0.003	-0.06	20.27	21.00	1.183	0.004	21.9
Edge2	20	QPSK 3_2	19100/1900	1:1	0.728	0.361	0.01	20.27	21.00	1.183	0.427	21.9
Edge3	20	QPSK 3_2	19100/1900	1:1	0.009	0.004	-0.01	20.27	21.00	1.183	0.005	21.9
Edge4	20	QPSK 3_2	19100/1900	1:1	0.025	0.013	0.00	20.27	21.00	1.183	0.015	21.9



Unless otherwise agreed in writing, this document is issued by the Company subject to its General Conditions of Service printed overleaf, available on request or accessible at <https://www.sgs.com/en/Terms-and-Conditions>. Attention is drawn to the limitation of liability, indemnification and jurisdiction issues defined therein. Any holder of this document is advised that information contained hereon reflects the Company's findings at the time of its intervention only and within the limits of Client's instructions, if any. The Company's sole responsibility is to its Client and this document does not exonerate parties to a transaction from exercising all their rights and obligations under the transaction documents. This document cannot be reproduced except in full, without prior written approval of the Company. Any unauthorized alteration, forgery or falsification of the content or appearance of this document is unlawful and offenders may be prosecuted to the fullest extent of the law. Unless otherwise stated the results shown in this test report refer only to the sample(s) tested and such sample(s) are retained for 30 days only.

Attention: To check the authenticity of testing /inspection report & certificate, please contact us at telephone: (86-755) 8307 1443, or email: CN.Doccheck@sgs.com

No.1 Workshop, M-10, Middle Section, Science & Technology Park, Nanshan District, Shenzhen, Guangdong, China 518057 t (86-755) 26012053 f (86-755) 26710594 www.sgs.com.cn  
 中国·广东·深圳市南山区科技园中区M-10栋1号厂房 邮编: 518057 t (86-755) 26012053 f (86-755) 26710594 sgs.china@sgs.com

# SGS-CSTC Standards Technical Services Co., Ltd. Shenzhen Branch

SZSAR-TRF-01 Rev. A/0 May15,2023

Report No.: SZCR250600236303

Page: 41 of 46

## 8.2.2 SAR Result of LTE Band 4

LTE Band 4 SAR Test Record												
Test position	BW	Test mode	Test ch./Freq.	Duty Cycle	SAR (W/kg) 1-g	SAR (W/kg) 10-g	Power drift (dB)	Conducted Power(dBm)	Tune up Limit(dBm)	Scaled factor	Scaled SAR 10-g (W/kg)	Liquid Temp.(℃)
Extremity Test data (Separate 0mm 1RB)												
Front side	20	QPSK 1_2	20175/1732.5	1:1	0.751	0.398	0.09	21.08	22.00	1.236	0.492	21.9
Back side	20	QPSK 1_2	20175/1732.5	1:1	0.607	0.317	0.01	21.08	22.00	1.236	0.392	21.9
Edge1	20	QPSK 1_2	20175/1732.5	1:1	0.032	0.015	0.03	21.08	22.00	1.236	0.019	21.9
Edge2	20	QPSK 1_2	20175/1732.5	1:1	1.360	0.779	0.01	21.08	22.00	1.236	<b>0.963</b>	21.9
Edge3	20	QPSK 1_2	20175/1732.5	1:1	0.040	0.016	0.04	21.08	22.00	1.236	0.020	21.9
Edge4	20	QPSK 1_2	20175/1732.5	1:1	0.036	0.011	0.06	21.08	22.00	1.236	0.014	21.9
Extremity Test data (Separate 0mm 50%RB)												
Front side	20	QPSK 3_0	20175/1732.5	1:1	0.522	0.282	-0.04	20.46	21.00	1.132	0.319	21.9
Back side	20	QPSK 3_0	20175/1732.5	1:1	0.551	0.296	0.03	20.46	21.00	1.132	0.335	21.9
Edge1	20	QPSK 3_0	20175/1732.5	1:1	0.026	0.009	0.00	20.46	21.00	1.132	0.010	21.9
Edge2	20	QPSK 3_0	20175/1732.5	1:1	1.210	0.621	-0.07	20.46	21.00	1.132	0.703	21.9
Edge3	20	QPSK 3_0	20175/1732.5	1:1	0.026	0.010	0.10	20.46	21.00	1.132	0.011	21.9
Edge4	20	QPSK 3_0	20175/1732.5	1:1	0.020	0.006	-0.07	20.46	21.00	1.132	0.007	21.9



Unless otherwise agreed in writing, this document is issued by the Company subject to its General Conditions of Service printed overleaf, available on request or accessible at <https://www.sgs.com/en/Terms-and-Conditions>. Attention is drawn to the limitation of liability, indemnification and jurisdiction issues defined therein. Any holder of this document is advised that information contained hereon reflects the Company's findings at the time of its intervention only and within the limits of Client's instructions, if any. The Company's sole responsibility is to its Client and this document does not exonerate parties to a transaction from exercising all their rights and obligations under the transaction documents. This document cannot be reproduced except in full, without prior written approval of the Company. Any unauthorized alteration, forgery or falsification of the content or appearance of this document is unlawful and offenders may be prosecuted to the fullest extent of the law. Unless otherwise stated the results shown in this test report refer only to the sample(s) tested and such sample(s) are retained for 30 days only.

Attention: To check the authenticity of testing /inspection report & certificate, please contact us at telephone: (86-755) 8307 1443, or email: [CN.Doccheck@sgs.com](mailto:CN.Doccheck@sgs.com)

No.1 Workshop, M-10, Middle Section, Science & Technology Park, Nanshan District, Shenzhen, Guangdong, China 518057 t (86-755) 26012053 f (86-755) 26710594 www.sgs.com.cn  
 中国·广东·深圳市南山区科技园中区M-10栋1号厂房 邮编: 518057 t (86-755) 26012053 f (86-755) 26710594 sgs.china@sgs.com

# SGS-CSTC Standards Technical Services Co., Ltd. Shenzhen Branch

SZSAR-TRF-01 Rev. A/0 May15,2023

Report No.: SZCR250600236303

Page: 42 of 46

## 8.2.3 SAR Result of LTE Band 12

LTE Band 12 SAR Test Record												
Test position	BW	Test mode	Test ch./Freq.	Duty Cycle	SAR (W/kg) 1-g	SAR (W/kg) 10-g	Power drift (dB)	Conducted Power(dBm)	Tune up Limit(dBm)	Scaled factor	Scaled SAR 1-g (W/kg)	Liquid Temp.(°C)
Extremity Test data (Separate 0mm 1RB)												
Front side	10	QPSK 1_0	23095/707.5	1:1	0.172	0.111	-0.03	21.29	22.00	1.178	0.131	22.1
Back side	10	QPSK 1_0	23095/707.5	1:1	0.163	0.076	-0.08	21.29	22.00	1.178	0.089	22.1
Edge1	10	QPSK 1_0	23095/707.5	1:1	0.071	0.034	0.05	21.29	22.00	1.178	0.040	22.1
Edge2	10	QPSK 1_0	23095/707.5	1:1	0.189	0.115	-0.06	21.29	22.00	1.178	0.135	22.1
Edge3	10	QPSK 1_0	23095/707.5	1:1	0.046	0.023	-0.05	21.29	22.00	1.178	0.027	22.1
Edge4	10	QPSK 1_0	23095/707.5	1:1	0.048	0.023	-0.05	21.29	22.00	1.178	0.027	22.1
Extremity Test data (Separate 0mm 50%RB)												
Front side	10	QPSK 3_0	23095/707.5	1:1	0.221	0.148	0.04	20.44	21.00	1.138	0.168	22.1
Back side	10	QPSK 3_0	23095/707.5	1:1	0.222	0.135	0.02	20.44	21.00	1.138	0.154	22.1
Edge1	10	QPSK 3_0	23095/707.5	1:1	0.038	0.019	-0.03	20.44	21.00	1.138	0.022	22.1
Edge2	10	QPSK 3_0	23095/707.5	1:1	0.223	0.153	0.04	20.44	21.00	1.138	<b>0.174</b>	22.1
Edge3	10	QPSK 3_0	23095/707.5	1:1	0.041	0.021	0.01	20.44	21.00	1.138	0.024	22.1
Edge4	10	QPSK 3_0	23095/707.5	1:1	0.044	0.022	0.06	20.44	21.00	1.138	0.025	22.1



Unless otherwise agreed in writing, this document is issued by the Company subject to its General Conditions of Service printed overleaf, available on request or accessible at <https://www.sgs.com/en/Terms-and-Conditions>. Attention is drawn to the limitation of liability, indemnification and jurisdiction issues defined therein. Any holder of this document is advised that information contained hereon reflects the Company's findings at the time of its intervention only and within the limits of Client's instructions, if any. The Company's sole responsibility is to its Client and this document does not exonerate parties to a transaction from exercising all their rights and obligations under the transaction documents. This document cannot be reproduced except in full, without prior written approval of the Company. Any unauthorized alteration, forgery or falsification of the content or appearance of this document is unlawful and offenders may be prosecuted to the fullest extent of the law. Unless otherwise stated the results shown in this test report refer only to the sample(s) tested and such sample(s) are retained for 30 days only.

Attention: To check the authenticity of testing /inspection report & certificate, please contact us at telephone: (86-755) 8307 1443, or email: [CN.Doccheck@sgs.com](mailto:CN.Doccheck@sgs.com)

No.1 Workshop, M-10, Middle Section, Science & Technology Park, Nanshan District, Shenzhen, Guangdong, China 518057 t (86-755) 26012053 f (86-755) 26710594 www.sgs.com.cn  
 中国·广东·深圳市南山区科技园中区M-10栋1号厂房 邮编: 518057 t (86-755) 26012053 f (86-755) 26710594 sgs.china@sgs.com

# SGS-CSTC Standards Technical Services Co., Ltd. Shenzhen Branch

SZSAR-TRF-01 Rev. A/0 May15,2023

Report No.: SZCR250600236303

Page: 43 of 46

## 8.2.4 SAR Result of LTE Band 13

LTE Band 13 SAR Test Record												
Test position	BW	Test mode	Test ch./Freq.	Duty Cycle	SAR (W/kg) 1-g	SAR (W/kg) 10-g	Power drift (dB)	Conducted Power(dBm)	Tune up Limit(dBm)	Scaled factor	Scaled SAR 1-g (W/kg)	Liquid Temp.(°C)
Extremity Test data (Separate 0mm 1RB)												
Front side	10	QPSK 1_0	23230/782	1:1	0.213	0.133	-0.10	21.38	22.00	1.153	0.153	22.1
Back side	10	QPSK 1_0	23230/782	1:1	0.225	0.136	0.10	21.38	22.00	1.153	0.157	22.1
Edge1	10	QPSK 1_0	23230/782	1:1	0.072	0.034	0.06	21.38	22.00	1.153	0.039	22.1
Edge2	10	QPSK 1_0	23230/782	1:1	0.207	0.141	0.05	21.38	22.00	1.153	<b>0.163</b>	22.1
Edge3	10	QPSK 1_0	23230/782	1:1	0.041	0.021	-0.09	21.38	22.00	1.153	0.024	22.1
Edge4	10	QPSK 1_0	23230/782	1:1	0.038	0.027	-0.05	21.38	22.00	1.153	0.031	22.1
Extremity Test data (Separate 0mm 50%RB)												
Front side	10	QPSK 3_0	23230/782	1:1	0.203	0.128	-0.05	20.37	21.00	1.156	0.148	22.1
Back side	10	QPSK 3_0	23230/782	1:1	0.237	0.139	-0.01	20.37	21.00	1.156	0.161	22.1
Edge1	10	QPSK 3_0	23230/782	1:1	0.042	0.021	0.07	20.37	21.00	1.156	0.024	22.1
Edge2	10	QPSK 3_0	23230/782	1:1	0.247	0.134	-0.02	20.37	21.00	1.156	0.155	22.1
Edge3	10	QPSK 3_0	23230/782	1:1	0.055	0.024	0.00	20.37	21.00	1.156	0.028	22.1
Edge4	10	QPSK 3_0	23230/782	1:1	0.041	0.021	0.02	20.37	21.00	1.156	0.024	22.1



Unless otherwise agreed in writing, this document is issued by the Company subject to its General Conditions of Service printed overleaf, available on request or accessible at <https://www.sgs.com/en/Terms-and-Conditions>. Attention is drawn to the limitation of liability, indemnification and jurisdiction issues defined therein. Any holder of this document is advised that information contained hereon reflects the Company's findings at the time of its intervention only and within the limits of Client's instructions, if any. The Company's sole responsibility is to its Client and this document does not exonerate parties to a transaction from exercising all their rights and obligations under the transaction documents. This document cannot be reproduced except in full, without prior written approval of the Company. Any unauthorized alteration, forgery or falsification of the content or appearance of this document is unlawful and offenders may be prosecuted to the fullest extent of the law. Unless otherwise stated the results shown in this test report refer only to the sample(s) tested and such sample(s) are retained for 30 days only.

Attention: To check the authenticity of testing /inspection report & certificate, please contact us at telephone: (86-755) 8307 1443, or email: [CN.Doccheck@sgs.com](mailto:CN.Doccheck@sgs.com)

No.1 Workshop, M-10, Middle Section, Science & Technology Park, Nanshan District, Shenzhen, Guangdong, China 518057 t (86-755) 26012053 f (86-755) 26710594 www.sgs.com.cn  
 中国·广东·深圳市南山区科技园中区M-10栋1号厂房 邮编: 518057 t (86-755) 26012053 f (86-755) 26710594 sgs.china@sgs.com



## 9 Equipment list

Test Platform		SPEAG DASY Professional				
Description		SAR Test System				
Software Reference		DASY52 52.10.4(1527); SEMCAD X 14.6.14(7483)				
Hardware Reference						
Equipment		Manufacturer	Model	Inventory No.	Calibration Date	Due date of calibration
<input checked="" type="checkbox"/>	Test Phantom	SPEAG	SAM Twin	SZ-WSR-A-020	NCR	NCR
<input checked="" type="checkbox"/>	DAE	SPEAG	DAE4	SZ-WSR-M-081	2024/08/15	2025/08/14
<input checked="" type="checkbox"/>	E-Field Probe	SPEAG	EX3DV4	SZ-WSR-M-082	2024/09/19	2025/09/18
<input checked="" type="checkbox"/>	Validation Kits	SPEAG	D750V3	SZ-WSR-R-011	2024/12/18	2027/12/17
<input checked="" type="checkbox"/>	Validation Kits	SPEAG	D1750V2	SZ-WSR-R-012	2025/05/08	2028/05/07
<input checked="" type="checkbox"/>	Validation Kits	SPEAG	D1950V3	SZ-WSR-M-037	2022/10/31	2025/10/30
<input checked="" type="checkbox"/>	Dielectric parameter probes	SPEAG	DAK-3.5	SZ-WSR-M-093	2024/11/18	2025/11/17
<input checked="" type="checkbox"/>	Vector Network Analyzer and Vector Reflectometer	Agilent	E5071C	SZ-WSR-M-067	2024/12/19	2025/12/18
<input checked="" type="checkbox"/>	Radio Communication Analyzer	Anritsu	MT8820C	SZ-WSR-M-005	2025/01/08	2026/01/07
<input checked="" type="checkbox"/>	Radio Communication Analyzer	Anritsu	MT8820C	SZ-WSR-M-018	2025/05/22	2026/05/21
<input checked="" type="checkbox"/>	Radio Communication Analyzer	Anritsu	MT8820C	SZ-WSR-M-020	2024/08/19	2025/08/18
<input checked="" type="checkbox"/>	RF Bi-Directional Coupler	Agilent	86205-60001	SZ-WSR-A-004	NCR	NCR
<input checked="" type="checkbox"/>	Signal Generator	Agilent	N5171B	SZ-WSR-M-006	2025/01/07	2026/01/06
<input checked="" type="checkbox"/>	Preamplifier	Mini-Circuits	ZHL-42W	SZ-WSR-A-001	NCR	NCR
<input checked="" type="checkbox"/>	Preamplifier	Compliance Directions Systems Inc.	AMP28-3W	SZ-WSR-A-002	NCR	NCR
<input checked="" type="checkbox"/>	Power Meter	Agilent	E4416A	SZ-WSR-M-007	2025/01/07	2026/01/06
<input checked="" type="checkbox"/>	Power Sensor	Agilent	8481H	SZ-WSR-M-008	2025/01/07	2026/01/06
<input checked="" type="checkbox"/>	Power Sensor	R&S	NRP-Z92	SZ-WSR-M-009	2025/01/08	2026/01/07
<input checked="" type="checkbox"/>	Attenuator	SHX	TS2-3dB	SZ-WSR-A-012	NCR	NCR
<input checked="" type="checkbox"/>	Speed reading thermometer	Zhengzhou Boyang Instrument	TP3001	SZ-WSR-M-014	2025/05/19	2026/05/18
<input checked="" type="checkbox"/>	Temperature	MingGao	T809	SZ-WSR-M-015	2025/05/19	2026/05/18
<input checked="" type="checkbox"/>	Temperature	MingGao	T809	SZ-WSR-M-016	2025/05/19	2026/05/18



Unless otherwise agreed in writing, this document is issued by the Company subject to its General Conditions of Service printed overleaf, available on request or accessible at <https://www.sgs.com/en/Terms-and-Conditions>. Attention is drawn to the limitation of liability, indemnification and jurisdiction issues defined therein. Any holder of this document is advised that information contained hereon reflects the Company's findings at the time of its intervention only and within the limits of Client's instructions, if any. The Company's sole responsibility is to its Client and this document does not exonerate parties to a transaction from exercising all their rights and obligations under the transaction documents. This document cannot be reproduced except in full, without prior written approval of the Company. Any unauthorized alteration, forgery or falsification of the content or appearance of this document is unlawful and offenders may be prosecuted to the fullest extent of the law. Unless otherwise stated the results shown in this test report refer only to the sample(s) tested and such sample(s) are retained for 30 days only.

Attention: To check the authenticity of testing /inspection report & certificate, please contact us at telephone: (86-755) 8307 1443, or email: [CN.Doccheck@sgs.com](mailto:CN.Doccheck@sgs.com)

No.1 Workshop, M-10, Middle Section, Science & Technology Park, Nanshan District, Shenzhen, Guangdong, China 518057 t (86-755) 26012053 f (86-755) 26710594 www.sgs.com.cn  
 中国·广东·深圳市南山区科技园中区M-10栋1号厂房 邮编: 518057 t (86-755) 26012053 f (86-755) 26710594 sgs.china@sgs.com

# SGS-CSTC Standards Technical Services Co., Ltd. Shenzhen Branch

SZSAR-TRF-01 Rev. A/0 May15,2023

Report No.: SZCR250600236303

Page: 45 of 46

<input checked="" type="checkbox"/>	Humidity and Temperature Indicator	CHIGAO	HTC-1	SZ-WSR-M-013	2025/05/16	2026/05/15
<input checked="" type="checkbox"/>	Humidity and Temperature Indicator	CHIGAO	HTC-1	SZ-WSR-M-011	2025/05/19	2026/05/18

Note: All the equipment are within the valid period when the tests are performed.



Unless otherwise agreed in writing, this document is issued by the Company subject to its General Conditions of Service printed overleaf, available on request or accessible at <https://www.sgs.com/en/Terms-and-Conditions>. Attention is drawn to the limitation of liability, indemnification and jurisdiction issues defined therein. Any holder of this document is advised that information contained hereon reflects the Company's findings at the time of its intervention only and within the limits of Client's instructions, if any. The Company's sole responsibility is to its Client and this document does not exonerate parties to a transaction from exercising all their rights and obligations under the transaction documents. This document cannot be reproduced except in full, without prior written approval of the Company. Any unauthorized alteration, forgery or falsification of the content or appearance of this document is unlawful and offenders may be prosecuted to the fullest extent of the law. Unless otherwise stated the results shown in this test report refer only to the sample(s) tested and such sample(s) are retained for 30 days only.

Attention: To check the authenticity of testing /inspection report & certificate, please contact us at telephone: (86-755) 83071443, or email: [CN.Doccheck@sgs.com](mailto:CN.Doccheck@sgs.com)

SGS-CSTC Standards Technical Services Co., Ltd.  
Shenzhen Branch (Shenzhen) Laboratory

No.1 Workshop, M-10, Middle Section, Science & Technology Park, Nanshan District, Shenzhen, Guangdong, China 518057 t (86-755) 26012053 f (86-755) 26710594 www.sgs.com.cn  
中国·广东·深圳市南山区科技园中区M-10栋1号厂房 邮编: 518057 t (86-755) 26012053 f (86-755) 26710594 sgs.china@sgs.com

### 10 Calibration certificate

Please see the Appendix C

### 11 Photographs

Please see the Appendix D

## Appendix A: Detailed System Check Results

## Appendix B: Detailed Test Results

## Appendix C: Calibration certificate

## Appendix D: Photographs

--- End of report ---

